



US00D574522S

(12) **United States Design Patent**  
**Ishibashi et al.**

(10) **Patent No.:** **US D574,522 S**  
(45) **Date of Patent:** **\*\* Aug. 5, 2008**

(54) **FRONT COMBINATION LAMP FOR AN  
AUTOMOBILE**

D561,358 S \* 2/2008 Tachibana ..... D26/28

\* cited by examiner

(75) Inventors: **Takuya Ishibashi**, Toyota (JP);  
**Takahiro Kanno**, Toyota (JP)

*Primary Examiner*—Marcus A. Jackson  
(74) *Attorney, Agent, or Firm*—Finnegan, Henderson,  
Farabow, Garrett & Dunner, L.L.P.

(73) Assignee: **Toyota Jidosha Kabushiki Kaisha**,  
Toyota (JP)

(57) **CLAIM**

(\*\*) Term: **14 Years**

The ornamental design for a front combination lamp for an  
automobile, as shown and described.

(21) Appl. No.: **29/274,310**

(22) Filed: **Apr. 13, 2007**

**DESCRIPTION**

(51) **LOC (8) Cl.** ..... **26-06**

FIG. 1 is a perspective view of a front combination lamp for  
an automobile of our new design;

(52) **U.S. Cl.** ..... **D26/28**

FIG. 2 is a front view thereof;

(58) **Field of Classification Search** ..... D26/28–36;  
362/459–468, 475–478, 485–487

FIG. 3 is a rear view thereof;

See application file for complete search history.

FIG. 4 is a top view thereof;

FIG. 5 is a bottom view thereof;

(56) **References Cited**

FIG. 6 is a left-side view thereof; and,

**U.S. PATENT DOCUMENTS**

FIG. 7 is a right-side view thereof.

Our design includes the mirror image of the embodiment  
depicted.

D528,681 S \* 9/2006 Nakahara ..... D26/28

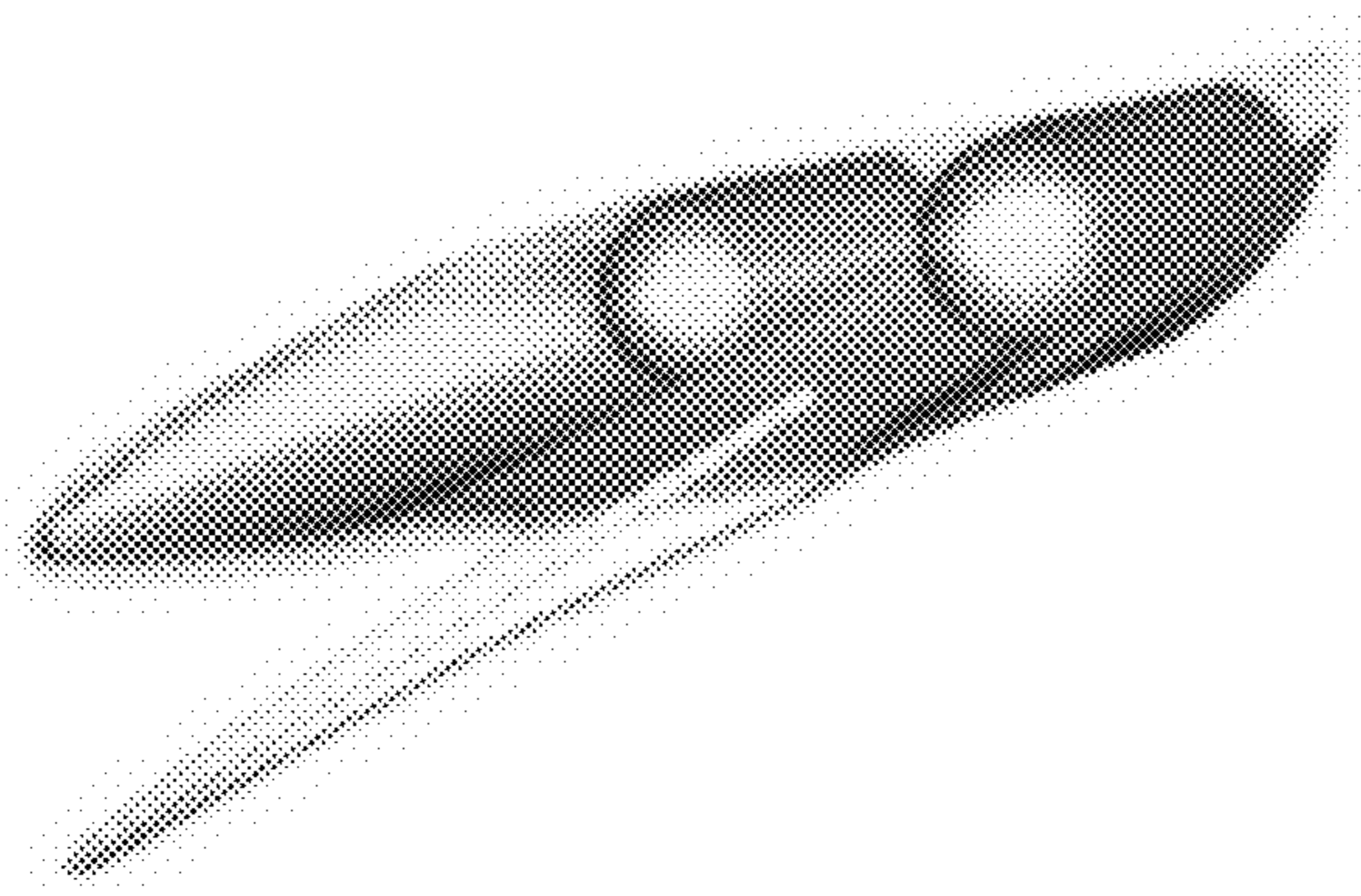
D528,685 S \* 9/2006 Yoshida ..... D26/28

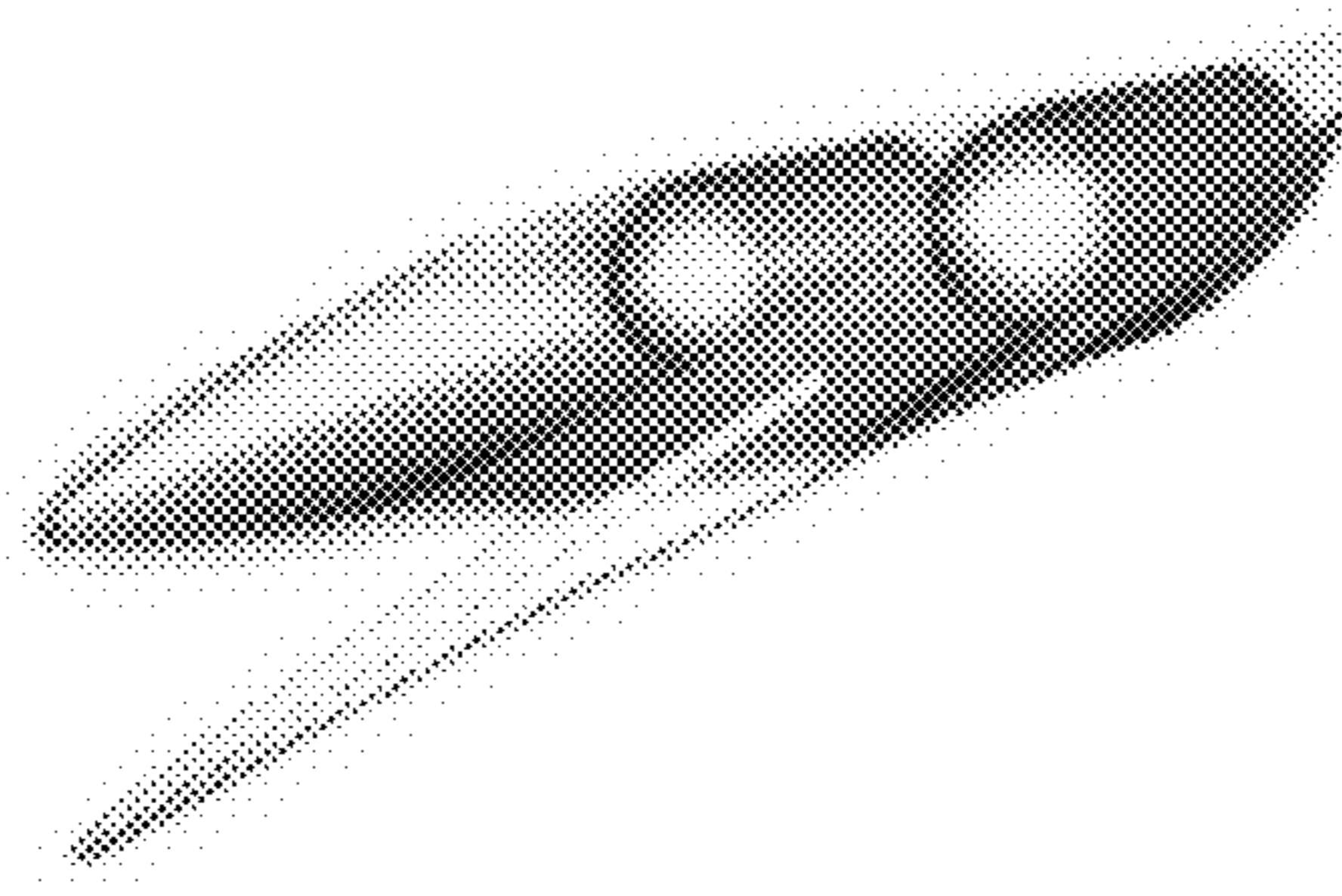
D544,114 S \* 6/2007 Ohta ..... D26/28

D544,614 S \* 6/2007 Markefka ..... D26/28

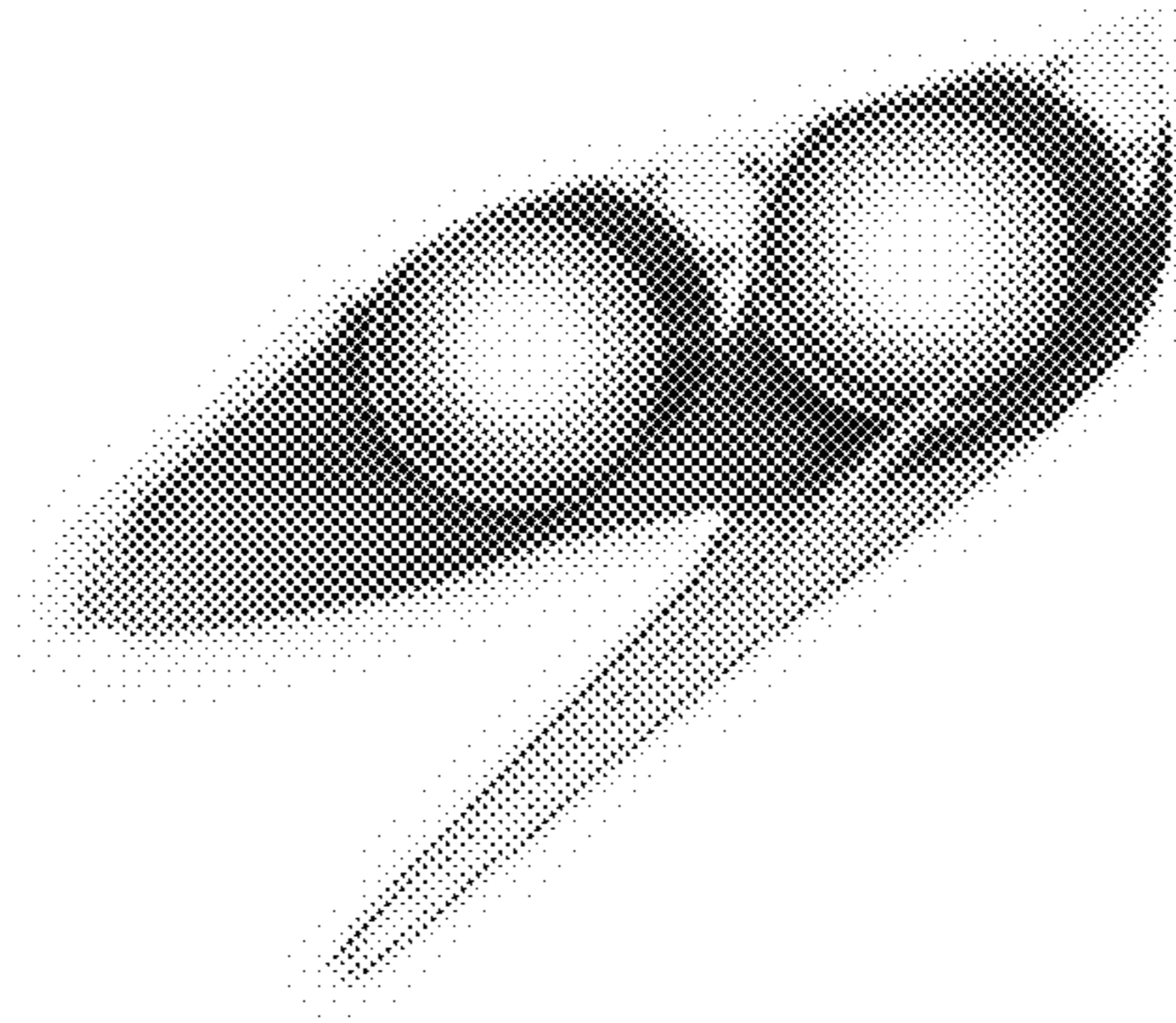
D549,857 S \* 8/2007 Lin et al. .... D26/28

**1 Claim, 3 Drawing Sheets**






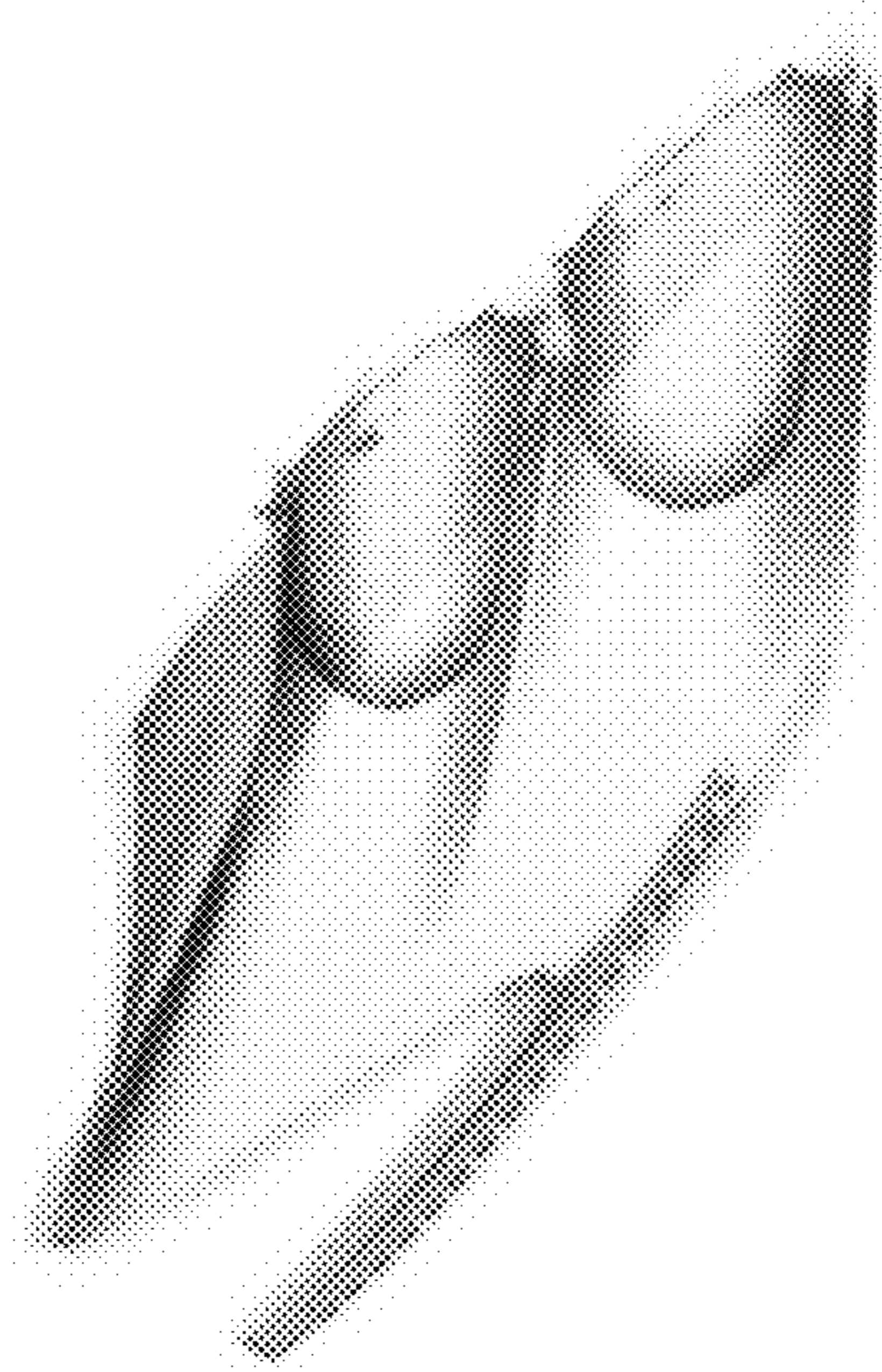
**FIG. 1**




**FIG. 2**




**FIG. 3**




**FIG. 4**



**FIG. 5**



**FIG. 6**



**FIG. 7**