



US00D574521S

(12) **United States Design Patent**
Charette

(10) **Patent No.:** **US D574,521 S**
(45) **Date of Patent:** **** Aug. 5, 2008**

(54) **REINFORCEMENT FOR A POST**
(75) Inventor: **Pierre Charette,**
Notre-Dame-du-Mont-Carmel (CA)
(73) Assignee: **9143-8010 Quebec Inc.,** Quebec (CA)
(**) Term: **14 Years**

4,928,446 A * 5/1990 Alexander, Sr. 52/98
D389,252 S * 1/1998 Alberson et al. D25/133
5,709,366 A * 1/1998 Speece 248/530
D404,151 S * 1/1999 Reichel D25/132
5,881,495 A * 3/1999 Clark 47/48.5
6,039,298 A * 3/2000 Stier 248/545
D424,713 S * 5/2000 Blackwell D25/131
D438,648 S * 3/2001 Coulson D25/132

(21) Appl. No.: **29/280,885**

* cited by examiner

(22) Filed: **Jun. 8, 2007**

Primary Examiner—Doris Clark
(74) *Attorney, Agent, or Firm*—Calfee, Halter & Griswold
LLP

(30) **Foreign Application Priority Data**
Jan. 23, 2007 (CA) 119136

(57) **CLAIM**

(51) **LOC (8) Cl.** **25-01**
(52) **U.S. Cl.** **D25/132**
(58) **Field of Classification Search** D25/133,
D25/131, 134, 132; 52/153, 155, 166, 159,
52/158, 165; 256/65.03, 63, 64, 65.14
See application file for complete search history.

The ornamental design for a reinforcement for a post, as shown and described.

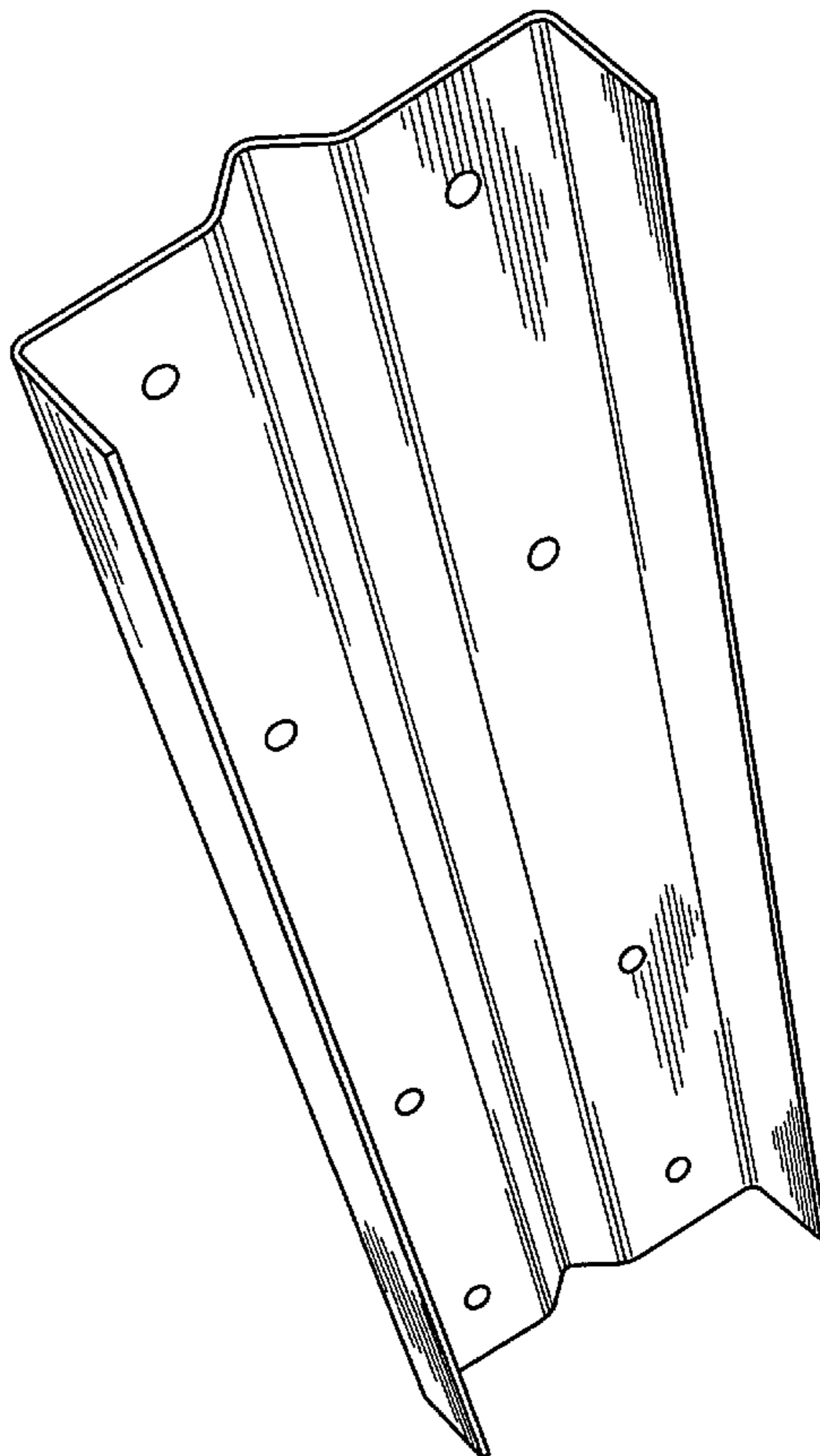
DESCRIPTION

(56) **References Cited**
U.S. PATENT DOCUMENTS

FIG. 1 is a perspective view of the interior view of a reinforcement for a post of the new design; and,
FIG. 2 is a perspective view of the exterior view of the reinforcement for a post of FIG. 1.

4,252,472 A * 2/1981 Moraly 405/244

1 Claim, 2 Drawing Sheets



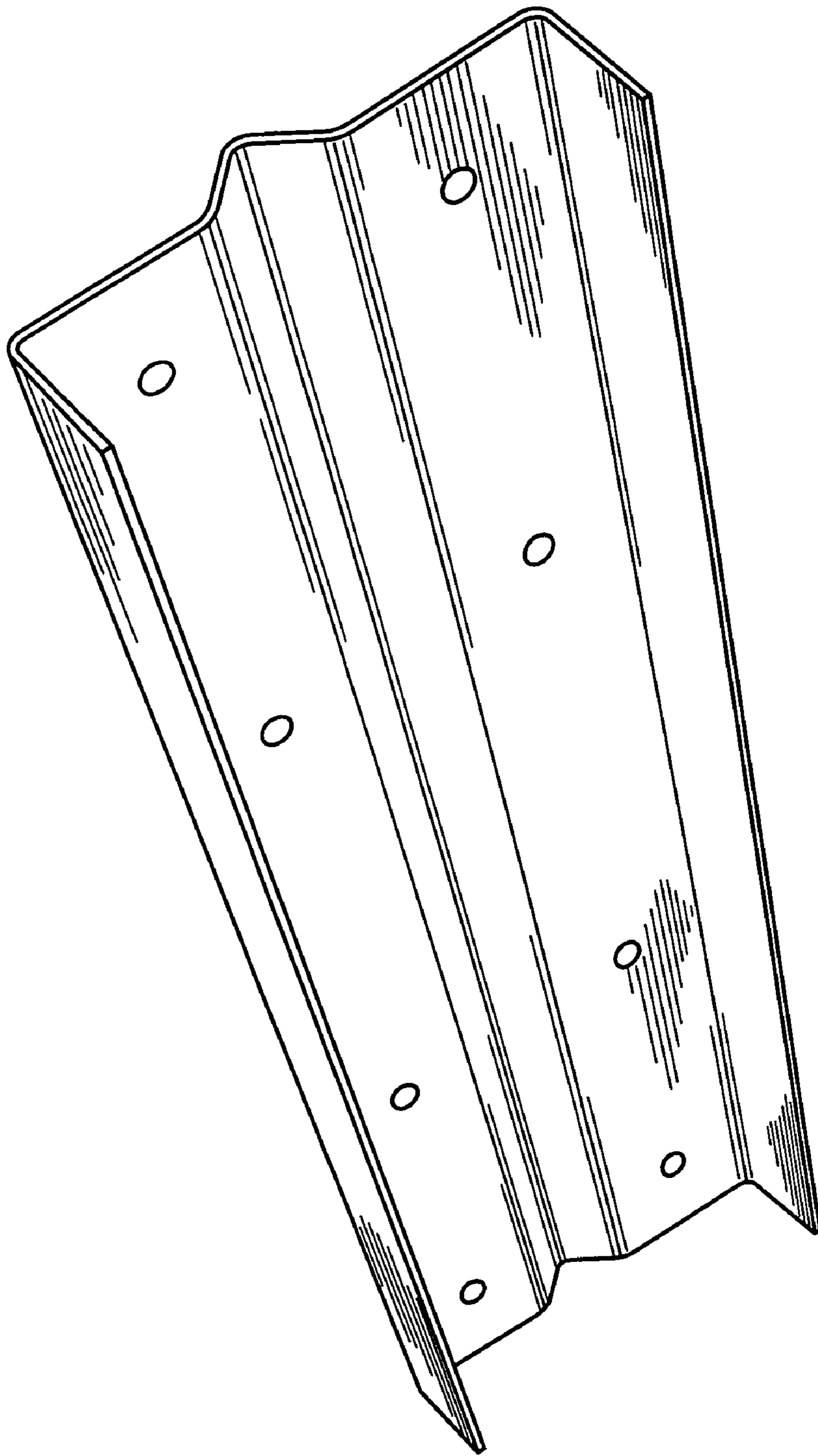


Fig. 1

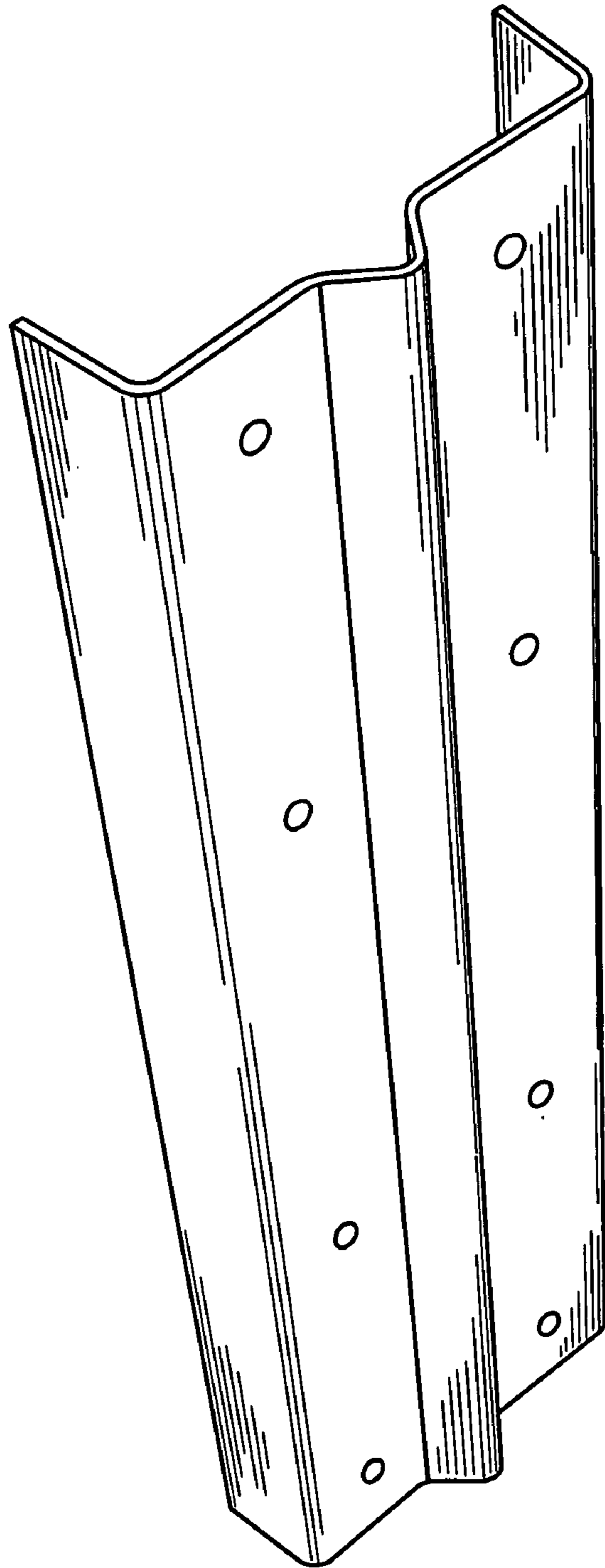


Fig. 2