



US00D574517S

(12) **United States Design Patent**  
**Foster**

(10) **Patent No.:** **US D574,517 S**

(45) **Date of Patent:** **\*\* Aug. 5, 2008**

(54) **INSULATED CONCRETE BLOCK WITH KNOCKOUTS**

(76) **Inventor:** **Jay L. Foster**, 202 Private Rd., 4434, Rhome, TX (US) 76078

(\*\*) **Term:** **14 Years**

(21) **Appl. No.:** **29/288,698**

(22) **Filed:** **Jun. 20, 2007**

(51) **LOC (8) Cl.** ..... **25-01**

(52) **U.S. Cl.** ..... **D25/113**

(58) **Field of Classification Search** ..... D25/102-118, D25/164; D21/484, 500, 501; 405/16, 284, 405/286; 404/27-30, 34, 37-42; 52/503-505, 52/574-576, 596-599, 600-602, 603-605, 52/606-609, 405.4, 425

See application file for complete search history.

(56) **References Cited**

**U.S. PATENT DOCUMENTS**

4,073,111	A *	2/1978	Warren	.....	52/603
4,148,166	A *	4/1979	Toone	.....	52/405.1
4,380,887	A *	4/1983	Lee	.....	52/405.1
D276,076	S *	10/1984	Rassias et al.	.....	D25/116
4,527,373	A *	7/1985	Cruise	.....	52/405.1
4,748,782	A *	6/1988	Johnson et al.	.....	52/405.4
D340,775	S *	10/1993	Sauve	.....	D25/118

D368,313	S *	3/1996	Schulz, Jr.	.....	D25/118
6,453,625	B1 *	9/2002	Corbett	.....	52/405.1
6,513,293	B2 *	2/2003	Miller	.....	52/405.1
D502,554	S *	3/2005	Luaces	.....	D25/118
D510,773	S *	10/2005	Albert	.....	D25/118
D551,358	S *	9/2007	Deragon	.....	D25/113

\* cited by examiner

*Primary Examiner*—Louis S Zarfaz

*Assistant Examiner*—Anhdao Doan

(74) *Attorney, Agent, or Firm*—Lars D. Jensen

(57) **CLAIM**

The ornamental design for an insulated concrete block with knockouts, as shown and described.

**DESCRIPTION**

FIG. 1 is a perspective view of an insulated concrete block with knockouts showing my new design;

FIG. 2 is a top plan view thereof;

FIG. 3 is a front elevational view thereof;

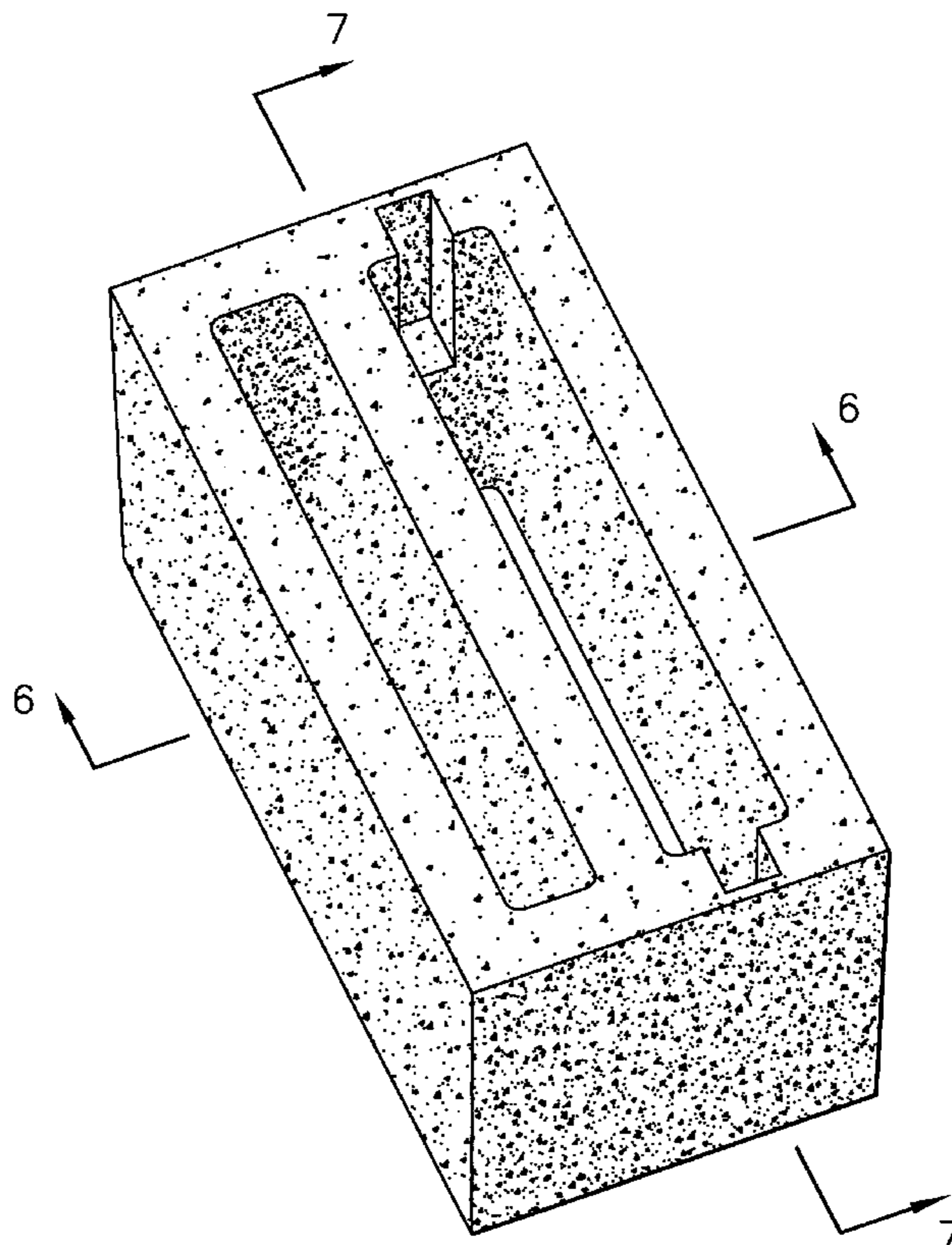
FIG. 4 is a left side elevational view thereof;

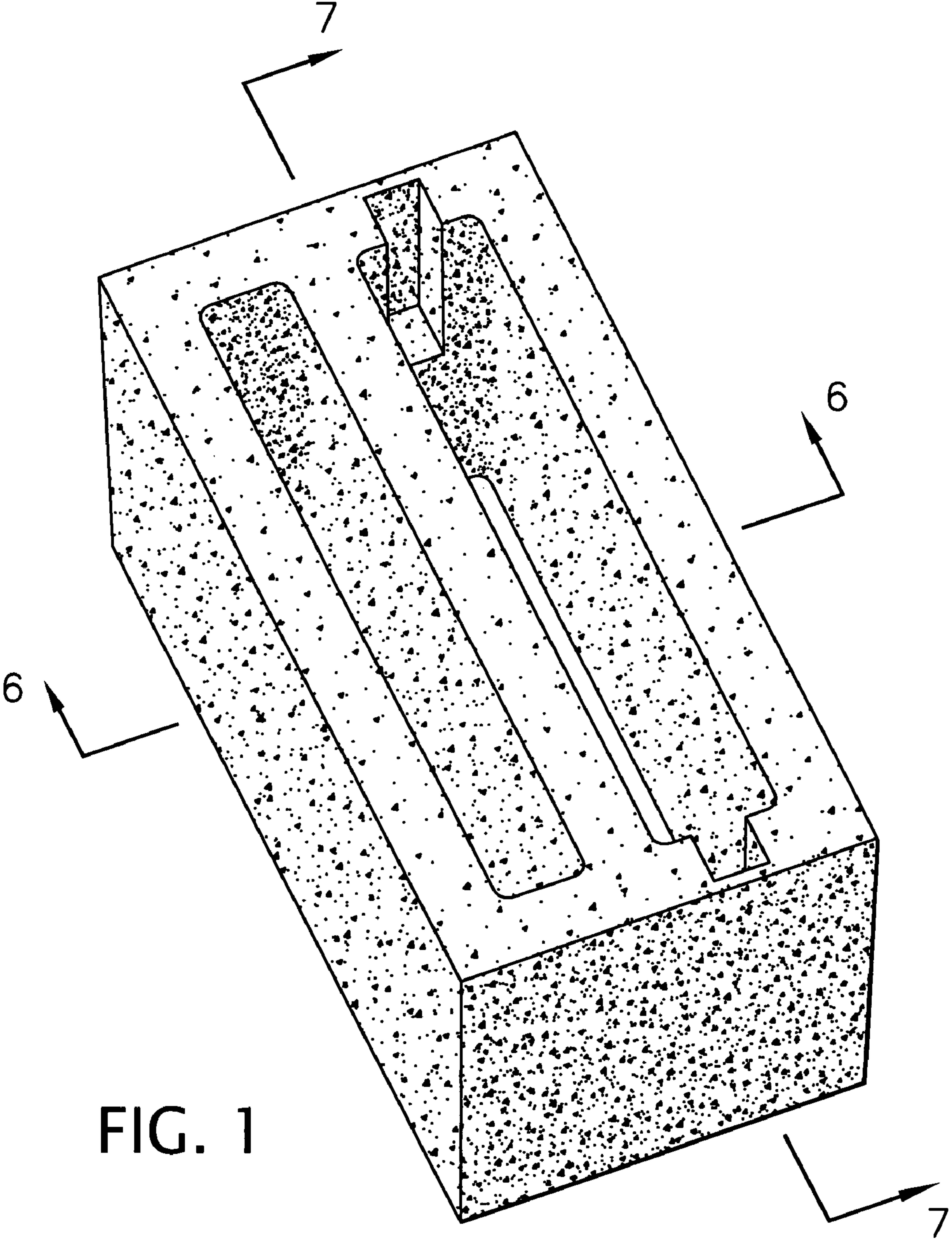
FIG. 5 is a right side elevational view thereof;

FIG. 6 is a cross sectional view taken on line 6—6 in FIG. 1; and,

FIG. 7 is a cross sectional view taken on line 7—7 in FIG. 1.

**1 Claim, 3 Drawing Sheets**








FIG. 2




FIG. 3




FIG. 4




FIG. 5




FIG. 6




FIG. 7