



US00D574504S

(12) **United States Design Patent**
Imboden et al.

(10) **Patent No.:** **US D574,504 S**
(45) **Date of Patent:** **** Aug. 5, 2008**

(54) **VIBRATING MASSAGER**

(75) Inventors: **Ethan Frederic Imboden**, San Francisco, CA (US); **Roland Jeffrey Wyatt**, Albany, CA (US)

(73) Assignee: **Jimmyjane, Inc.**, San Francisco, CA (US)

(**) Term: **14 Years**

(21) Appl. No.: **29/244,443**

(22) Filed: **Dec. 9, 2005**

(51) **LOC (8) Cl.** **28-03**

(52) **U.S. Cl.** **D24/215**

(58) **Field of Classification Search** D24/214, D24/215, 211; 601/15, 17, 18, 21, 47, 87, 601/84, 80, 70, 67, 73, 122, 85, 118, 119, 601/123, 125, 126, 130, 131, 134, 136, 137
See application file for complete search history.

(56) **References Cited**

U.S. PATENT DOCUMENTS

D366,703 S * 1/1996 Huen D24/214

D414,582 S * 9/1999 Hwang D24/215
6,312,397 B1 * 11/2001 Gebhard 601/15
2007/0179412 A1 * 8/2007 Imboden et al. 601/72

* cited by examiner

Primary Examiner—Ian Simmons

Assistant Examiner—Melanie Levy

(74) *Attorney, Agent, or Firm*—Winston & Strawn LLP

(57) **CLAIM**

The ornamental design for a vibrating massager, as shown and described.

DESCRIPTION

FIG. 1 is a perspective view of a vibrating massager showing our new design;

FIG. 2 is a front elevation view thereof;

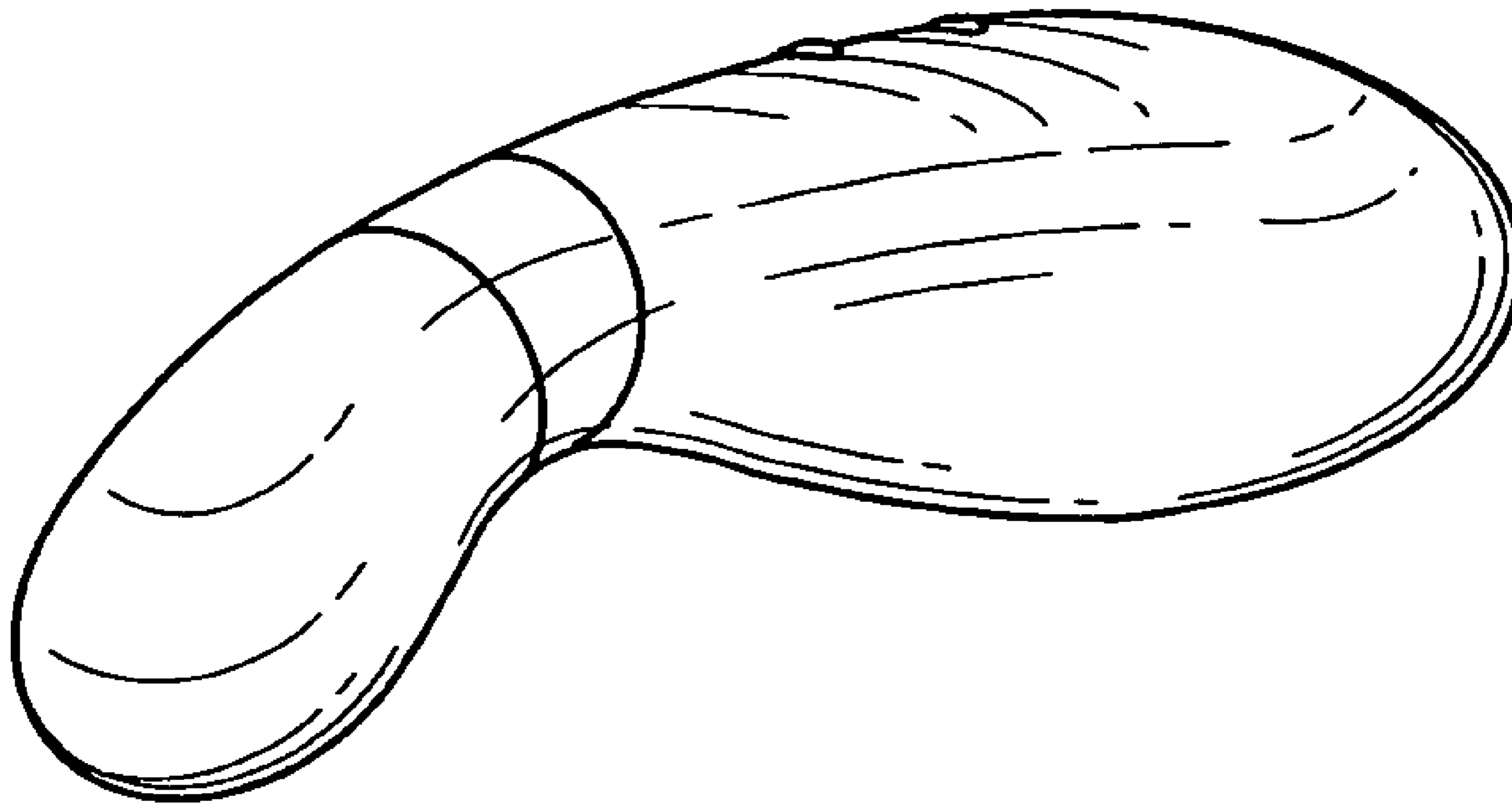
FIG. 3 is a rear elevation view thereof;

FIG. 4 is a left side view thereof (the right side elevation view is a mirror image);

FIG. 5 is a top plan view thereof; and,

FIG. 6 is a bottom plan view thereof.

1 Claim, 1 Drawing Sheet



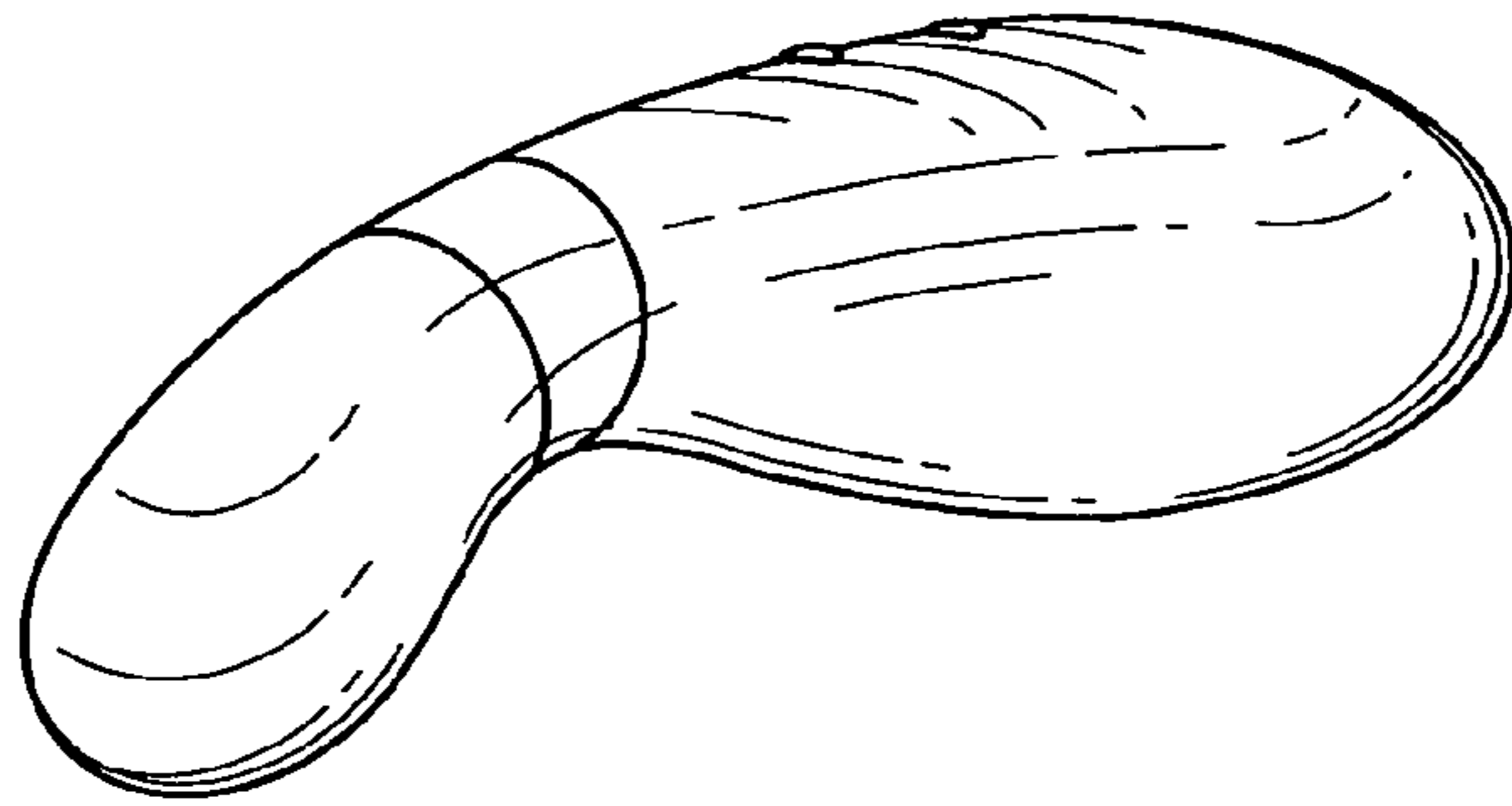


FIG. 1

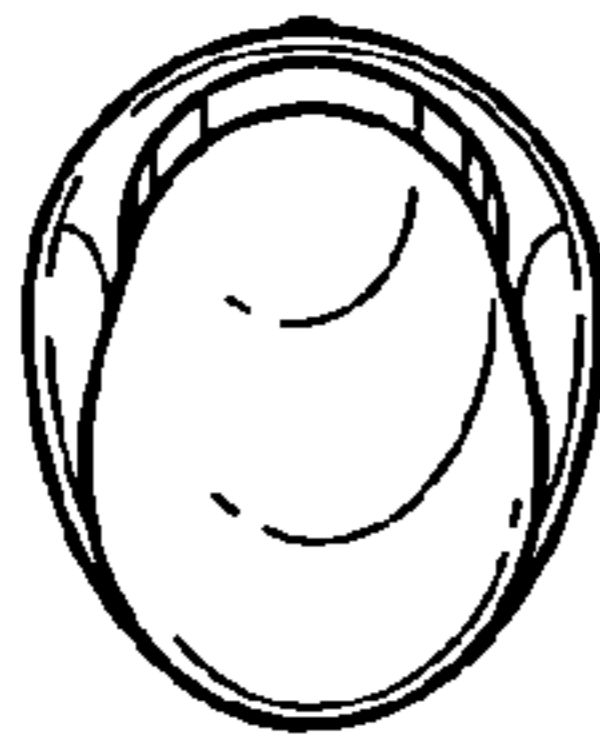


FIG. 2




FIG. 3



FIG. 4

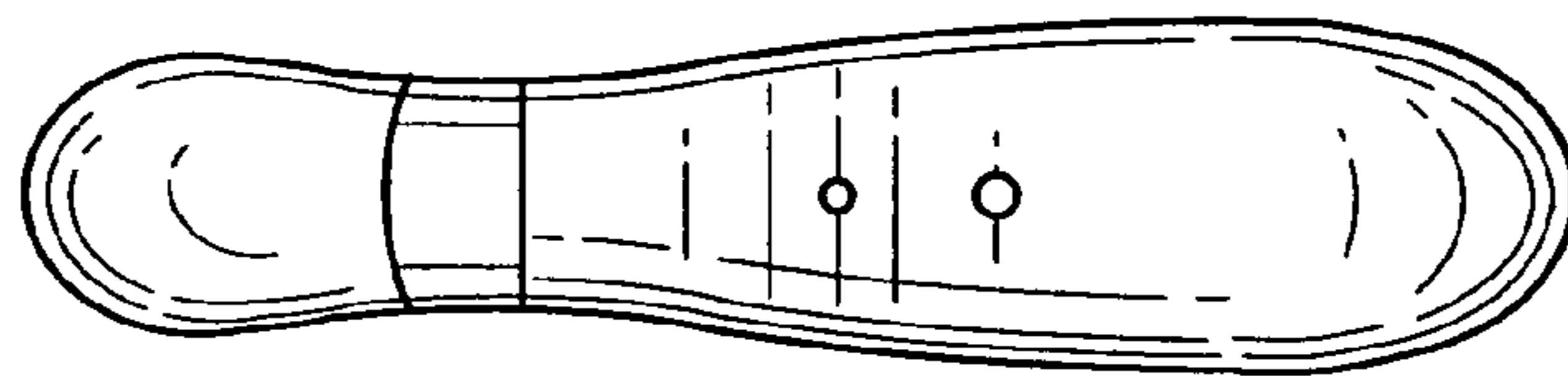


FIG. 5

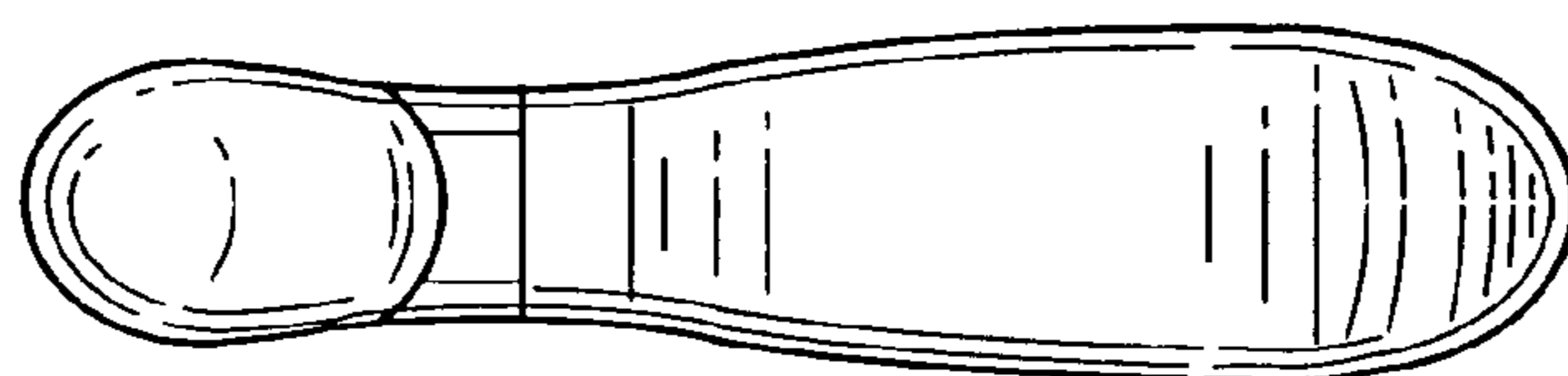


FIG. 6