



US00D574489S

(12) **United States Design Patent**  
**Kawakami et al.**

(10) **Patent No.:** **US D574,489 S**  
(45) **Date of Patent:** **\*\* Aug. 5, 2008**

(54) **DISPOSABLE DIAPER**

D522,653 S \* 6/2006 Otsubo et al. .... D24/126

(75) Inventors: **Yusuke Kawakami**, Kagawa (JP);  
**Tomoyo Kawaguchi**, Kagawa (JP)

FOREIGN PATENT DOCUMENTS

(73) Assignee: **Uni-Charm Corporation**,  
Shikokuchuo-Shi, Ehime-Ken (JP)

JP D1067210 4/2000  
JP D1179536 7/2003  
JP D1179804 7/2003

(\*\*) Term: **14 Years**

(Continued)

(21) Appl. No.: **29/271,052**

(22) Filed: **Jan. 8, 2007**

*Primary Examiner*—Louis S Zarfaz  
*Assistant Examiner*—Michelle E Wilson  
(74) *Attorney, Agent, or Firm*—Darby & Darby P.C.

(30) **Foreign Application Priority Data**

Jul. 7, 2006 (JP) ..... 2006-018109

(57) **CLAIM**

(51) **LOC (8) Cl.** ..... **24-04**

(52) **U.S. Cl.** ..... **D24/126**

(58) **Field of Classification Search** ..... D24/124–126;  
604/358–365, 385.21, 385.22, 385.23, 385.24,  
604/385.25

The ornamental design for a disposable diaper, as shown and described.

See application file for complete search history.

**DESCRIPTION**

(56) **References Cited**

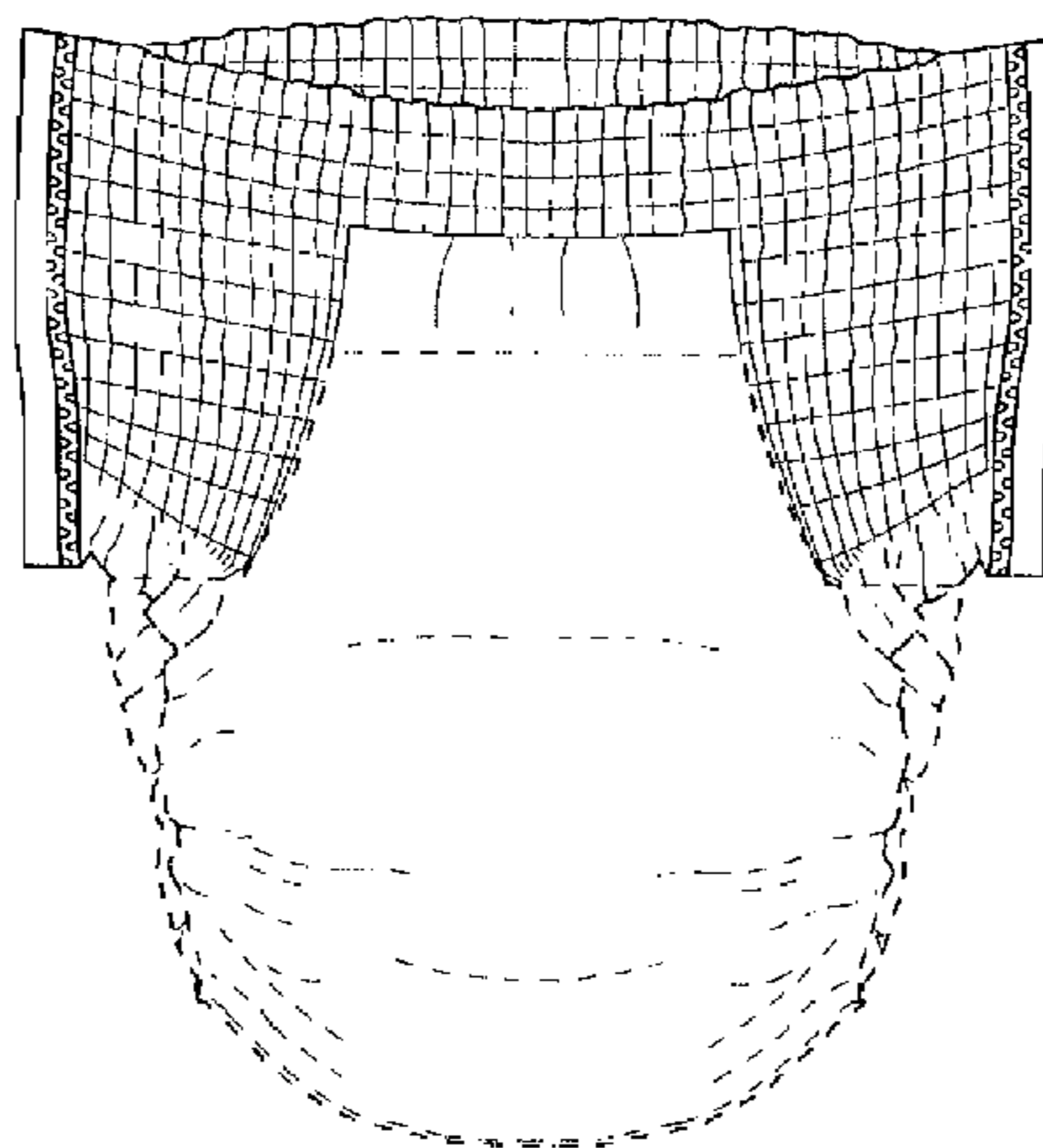
U.S. PATENT DOCUMENTS

D235,937 S \* 7/1975 Froidh ..... D24/126  
5,827,260 A \* 10/1998 Suzuki et al. .... 604/385.24  
5,916,206 A \* 6/1999 Otsubo et al. .... 604/385.27  
D414,262 S \* 9/1999 Ashton et al. .... D24/126  
6,302,871 B1 \* 10/2001 Nakao et al. .... 604/385.13  
6,478,785 B1 \* 11/2002 Ashton et al. .... 604/385.01  
D468,427 S \* 1/2003 Carr et al. .... D24/126  
D470,236 S \* 2/2003 Carr et al. .... D24/126  
D473,644 S \* 4/2003 Carr et al. .... D24/126  
D477,872 S \* 7/2003 Sosalla ..... D24/126  
D478,169 S \* 8/2003 Sosalla ..... D24/126  
D491,660 S \* 6/2004 Otsubo et al. .... D24/126  
6,837,961 B2 \* 1/2005 Malchow et al. .... 156/290  
D504,510 S \* 4/2005 Otsubo et al. .... D24/126  
6,875,202 B2 \* 4/2005 Kumasaka et al. .... 604/385.22  
D520,135 S \* 5/2006 Otsubo et al. .... D24/126

FIG. 1 is a front side view of our new design for a disposable diaper;  
FIG. 2 is a rear elevation view thereof;  
FIG. 3 is a top plan view thereof;  
FIG. 4 is a bottom plan view thereof;  
FIG. 5 is a left side elevation view thereof;  
FIG. 6 is a right side elevation view thereof;  
FIG. 7 is a view of the front elevation view of FIG. 1, in which a section of our new design is highlighted in a rectangular area enclosed by dashed lines in bold;  
FIG. 8 is a magnified view of the section of our new design as highlighted in FIG. 7; and,  
FIG. 9 is a front perspective view of our new design for a disposable diaper.

In each of FIGS. 1 through 9, the broken lines illustrating other portions of the disposable diaper are for illustrative purposes only, and form no part of the claimed design.

**1 Claim, 9 Drawing Sheets**



# US D574,489 S

Page 2

---

FOREIGN PATENT DOCUMENTS					
			JP	D1262897	2/2006
			JP	D1267058	4/2006
			JP	D1267059	4/2006
			JP	D1267060	4/2006
			JP	D1267061	4/2006
			JP	D1269636	5/2006
			JP	D1270233	5/2006
			JP	D1296702	2/2007
			* cited by examiner		
JP	D1179805	7/2003			
JP	D1179806	7/2003			
JP	D1183660	9/2003			
JP	D1260685	1/2006			
JP	D1260686	1/2006			
JP	D1261102	1/2006			
JP	D1261103	1/2006			
JP	D1262662	2/2006			

FIG. 1

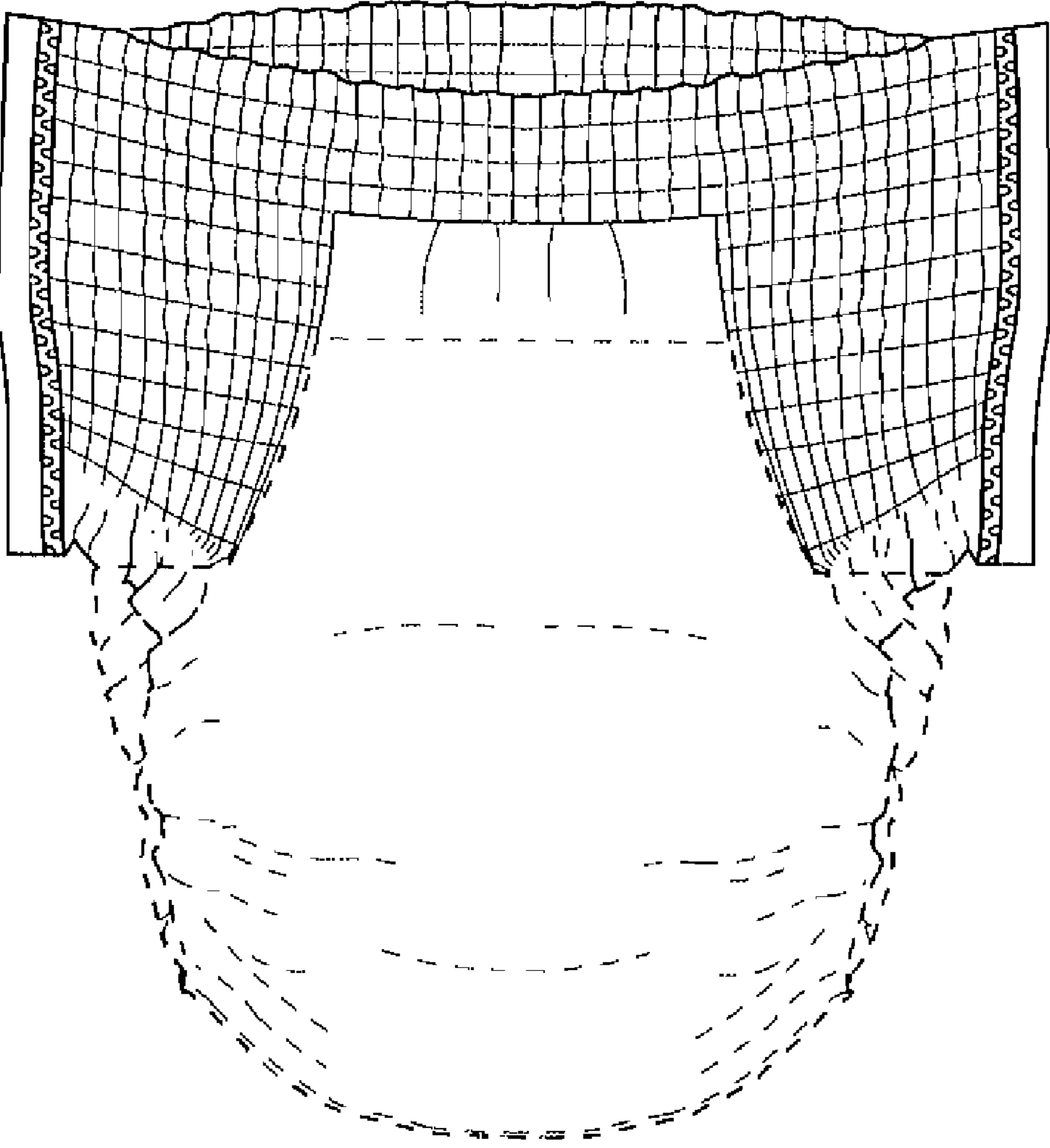


FIG. 2

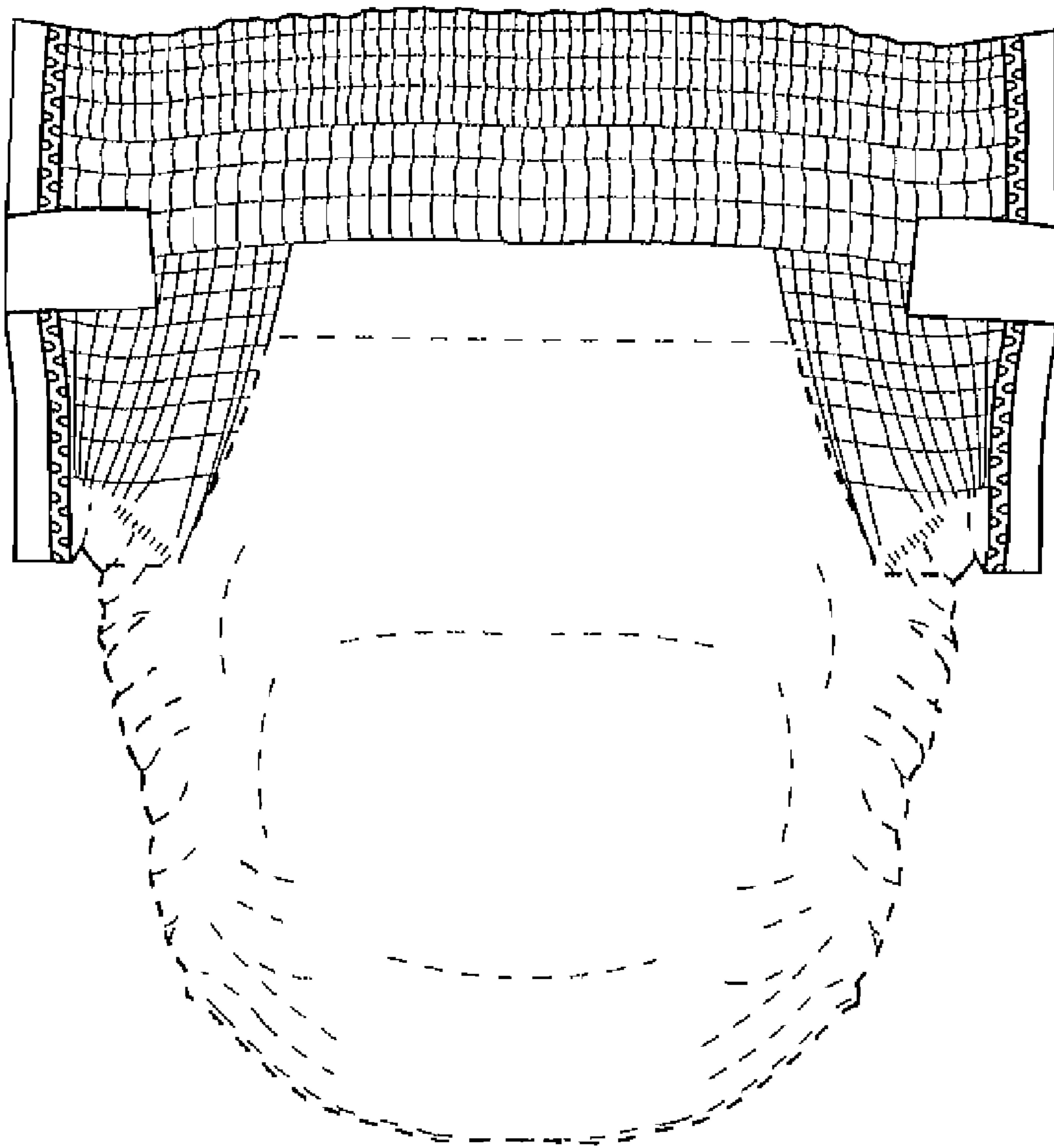


FIG. 3

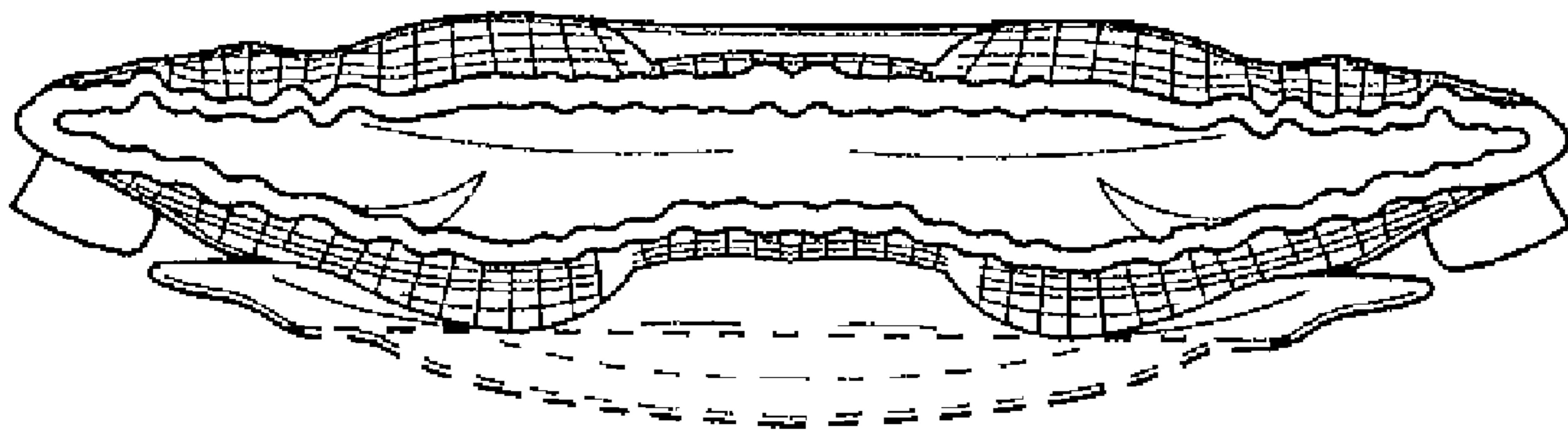
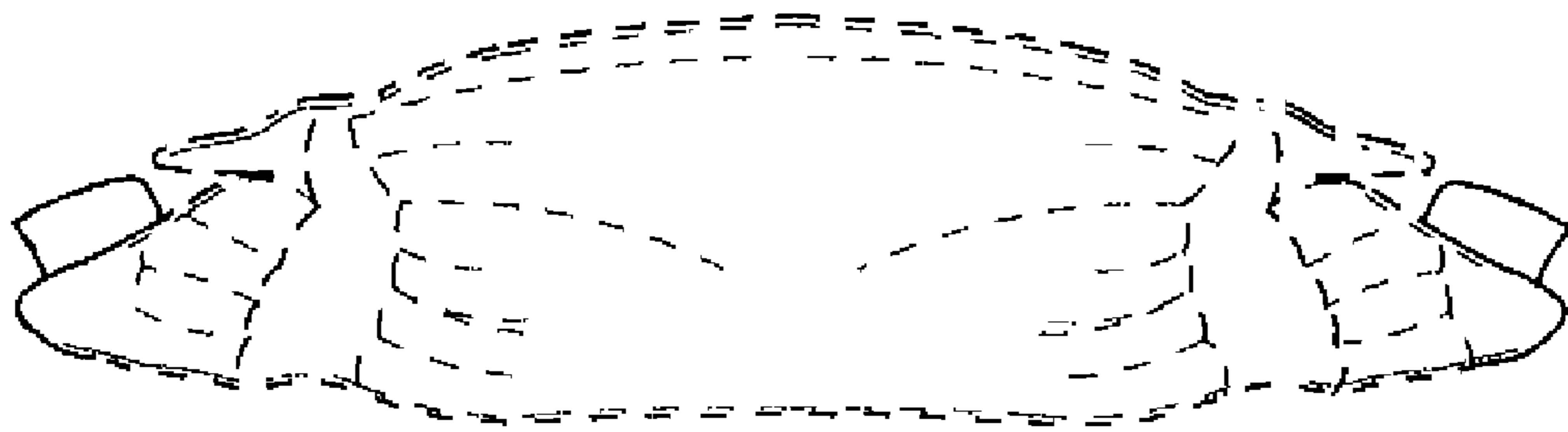
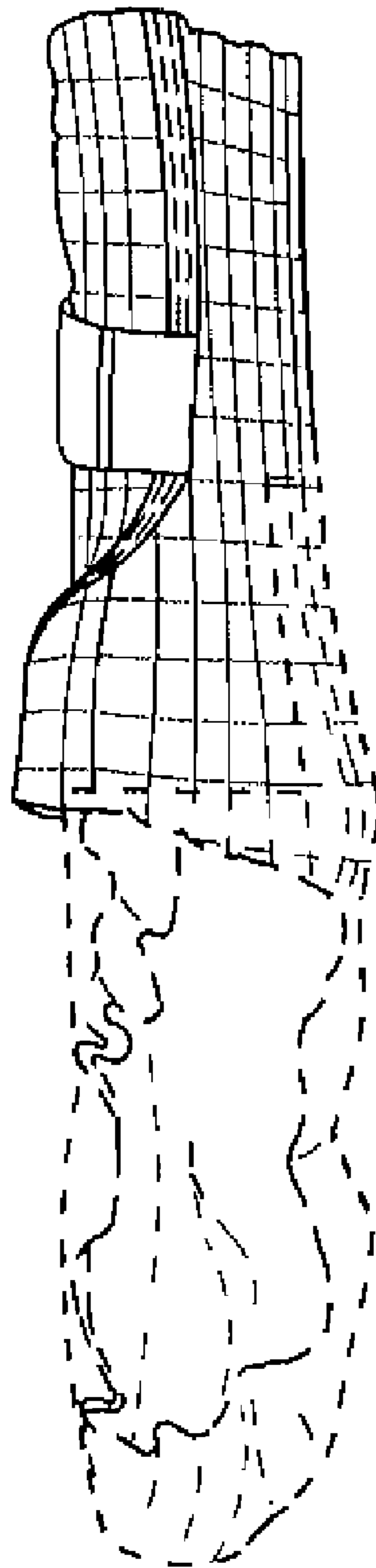


FIG. 4



# FIG. 5



# FIG. 6

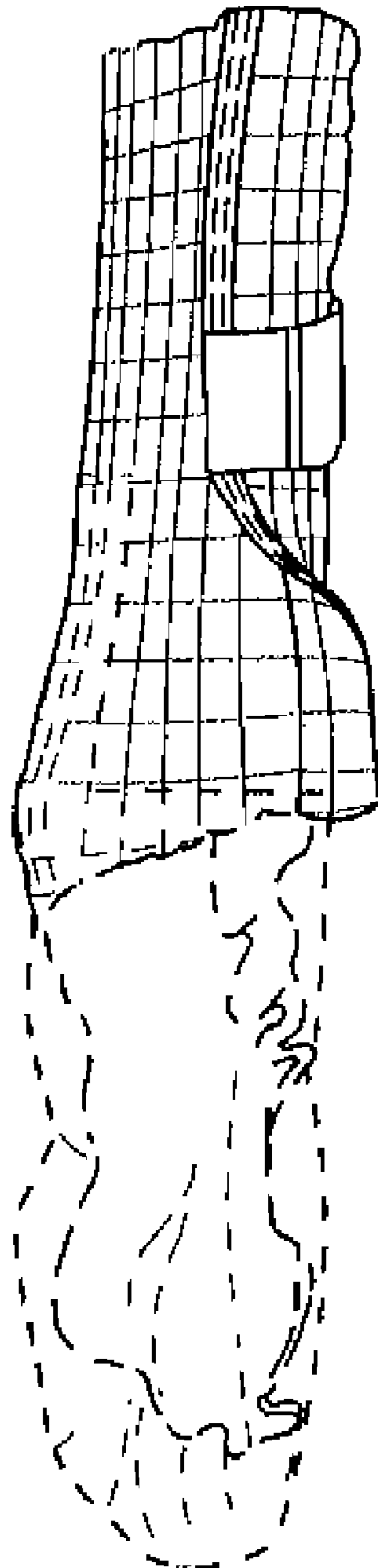
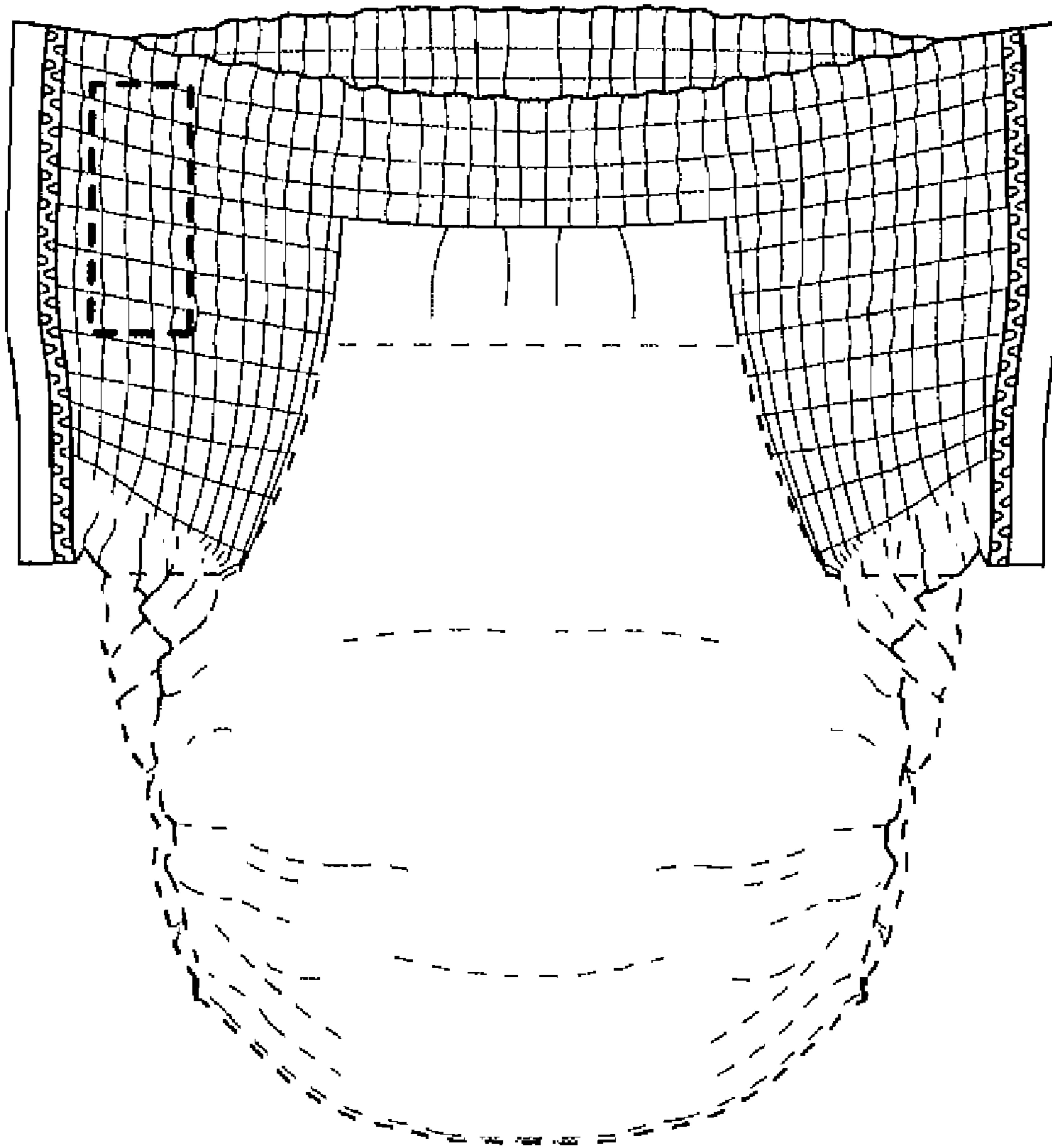
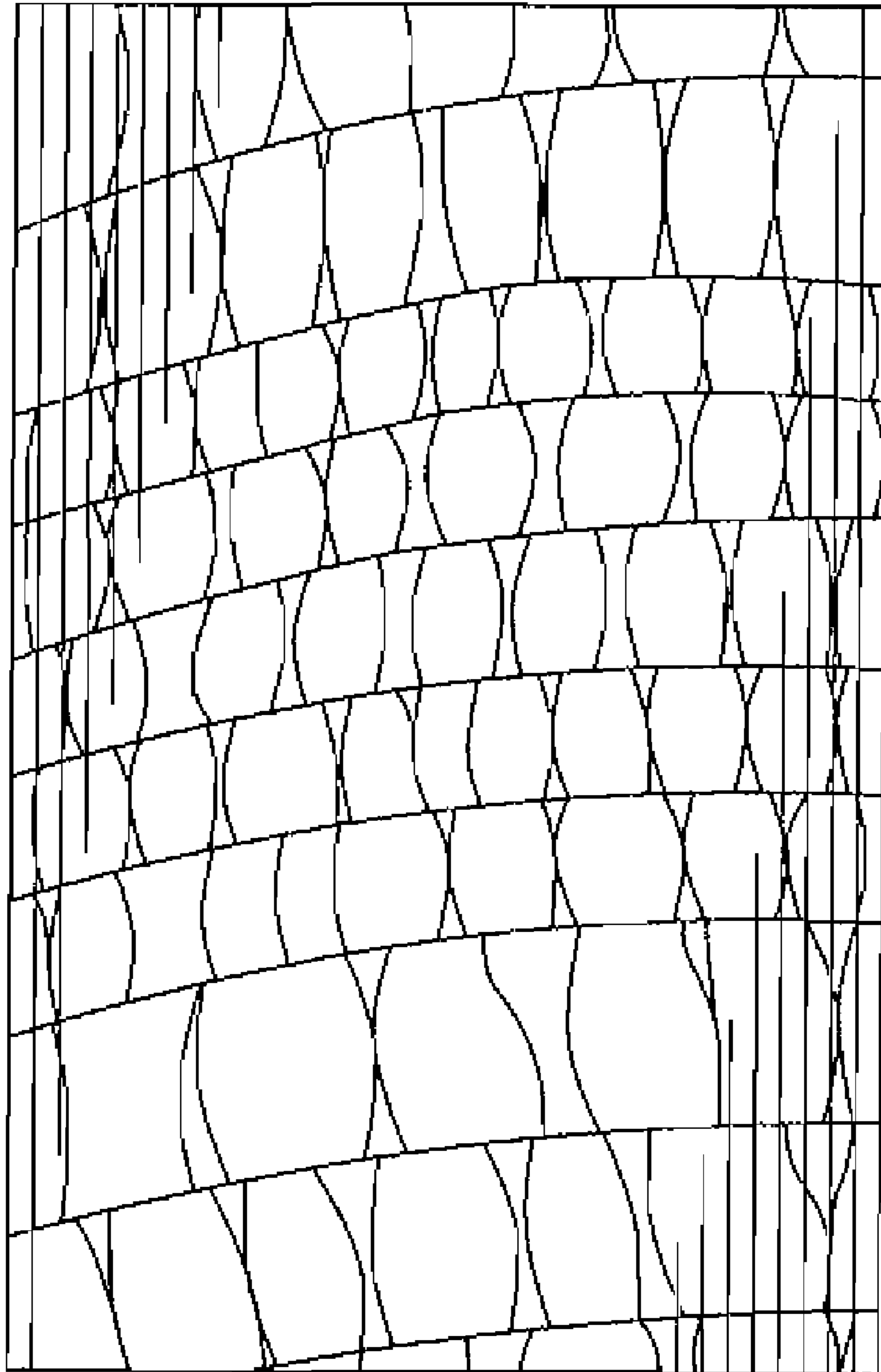




FIG. 7



# FIG. 8



# FIG. 9

