



US00D574485S

(12) **United States Design Patent**
Kim

(10) **Patent No.:** **US D574,485 S**
(45) **Date of Patent:** **** Aug. 5, 2008**

(54) **VACUUM INHALER**

(75) Inventor: **Chang Ho Kim**, Seoul (KR)

(73) Assignee: **Lock & Lock Co., Ltd.**, Asan (KR)

(**) Term: **14 Years**

(21) Appl. No.: **29/283,549**

(22) Filed: **Aug. 16, 2007**

(30) **Foreign Application Priority Data**

Mar. 20, 2007 (KR) 30-2007-0012084

(51) **LOC (8) Cl.** **24-01**

(52) **U.S. Cl.** **D24/108**

(58) **Field of Classification Search** D24/108,
D24/133; D7/368, 412; D15/7; D32/17,
D32/21; D23/231, 232; 128/204.23, 204.26,
128/204.27; 141/65, 96, 198; 53/512; 99/472;
417/411

See application file for complete search history.

(56) **References Cited**

U.S. PATENT DOCUMENTS

5,195,427 A 3/1993 Germano
5,765,608 A * 6/1998 Kristen 141/198
6,520,071 B1 * 2/2003 Lanza 99/472
6,971,417 B2 * 12/2005 Deni 141/65
D525,823 S * 8/2006 Littmann D7/368

7,096,893 B2 * 8/2006 Vilalta et al. 141/65
D527,582 S * 9/2006 Wilson D7/412
D552,625 S * 10/2007 Saunders et al. D15/7
7,284,361 B2 * 10/2007 Lau 53/512
D556,781 S * 12/2007 Saunders et al. D15/7
2004/0177771 A1 9/2004 Small et al.
2005/0039421 A1 2/2005 Cheung
2005/0081948 A1 4/2005 Deni

* cited by examiner

Primary Examiner—Ian Simmons

Assistant Examiner—Christopher Lee

(74) *Attorney, Agent, or Firm*—Townsend and Townsend and Crew LLP

(57) **CLAIM**

The ornamental design for the vacuum inhaler, as shown and described.

DESCRIPTION

FIG. 1 is a perspective view of the vacuum inhaler showing my new design view;

FIG. 2 is a front elevational view thereof;

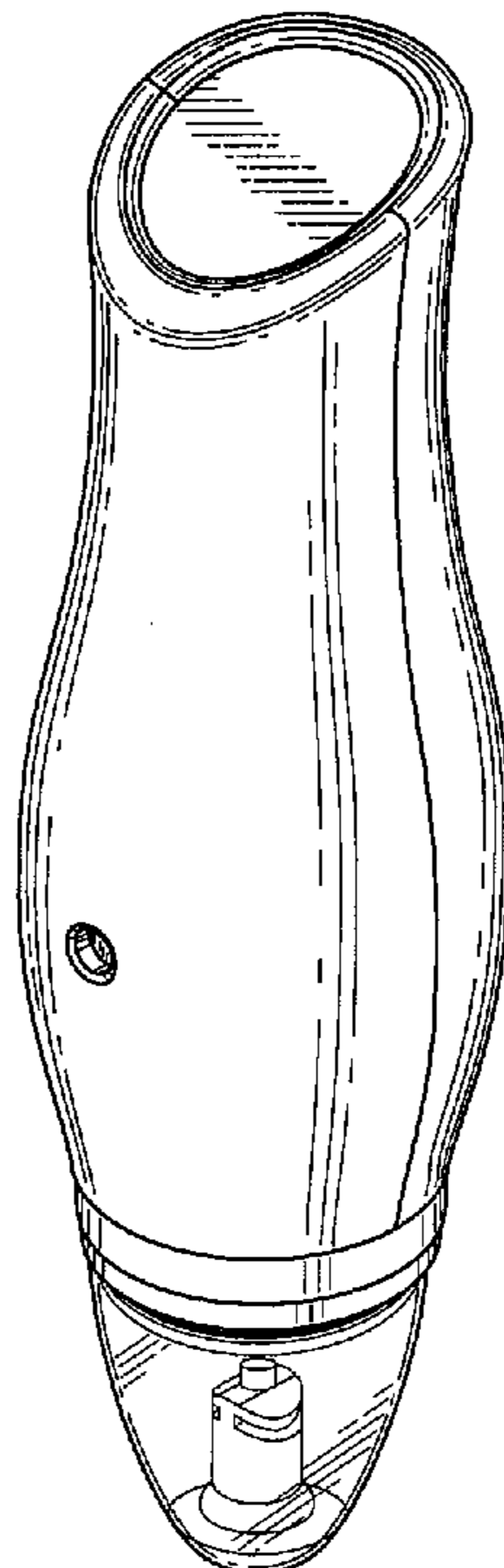
FIG. 3 is a rear elevational view thereof;

FIG. 4 is a left side elevational view thereof which is the same as a right side elevational view thereof;

FIG. 5 is a top plan view thereof; and,

FIG. 6 is a bottom plan view thereof.

1 Claim, 6 Drawing Sheets



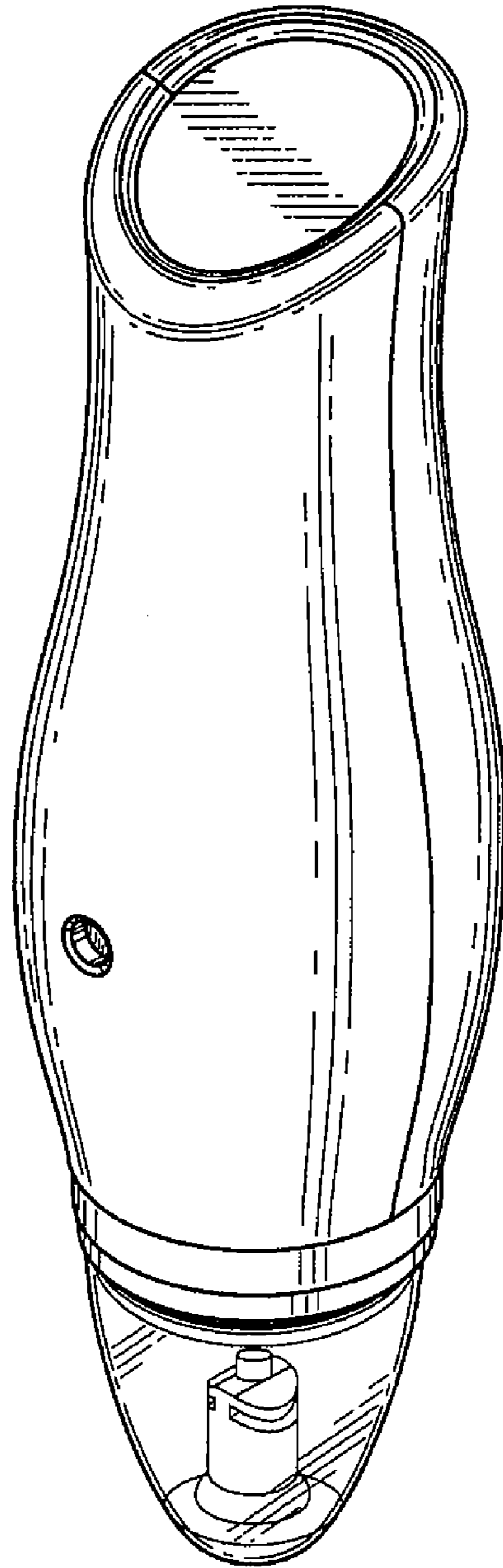


FIG. 1

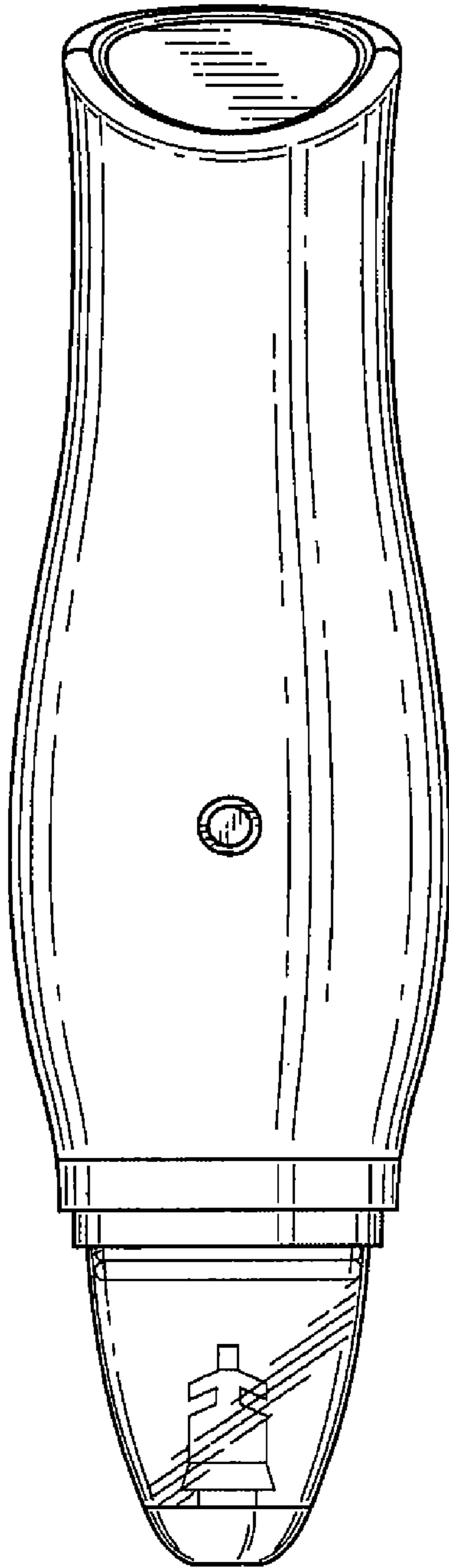


FIG. 2

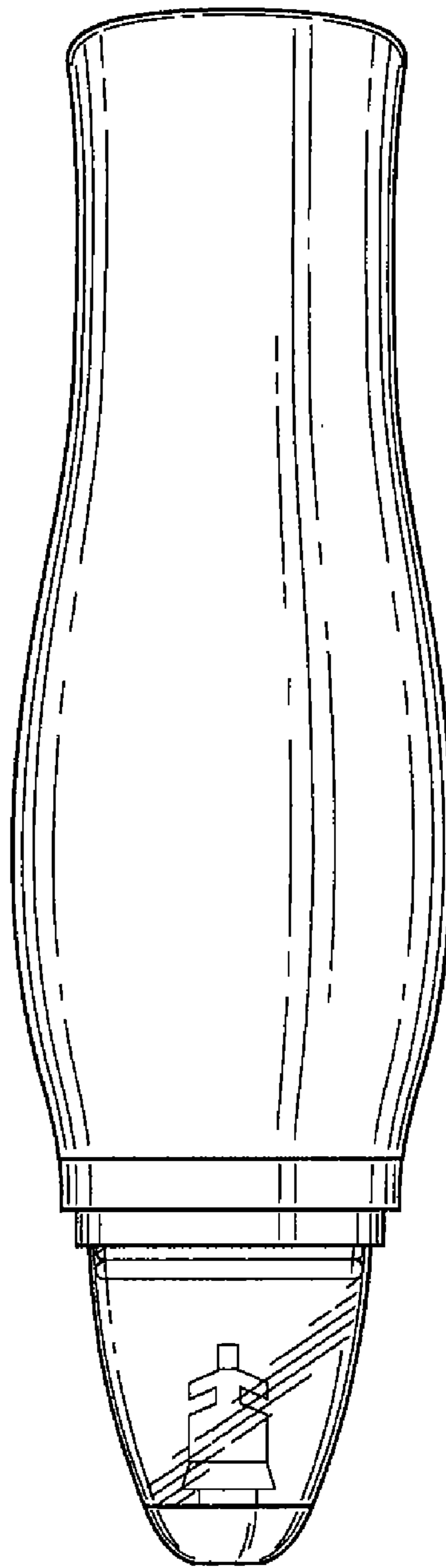


FIG. 3

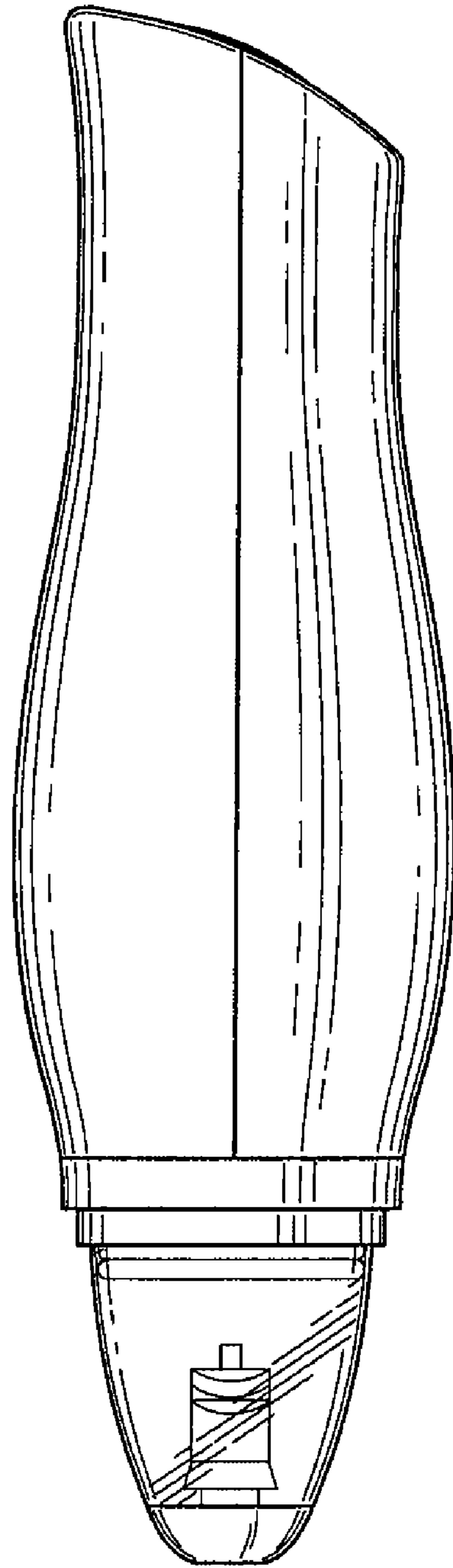


FIG. 4

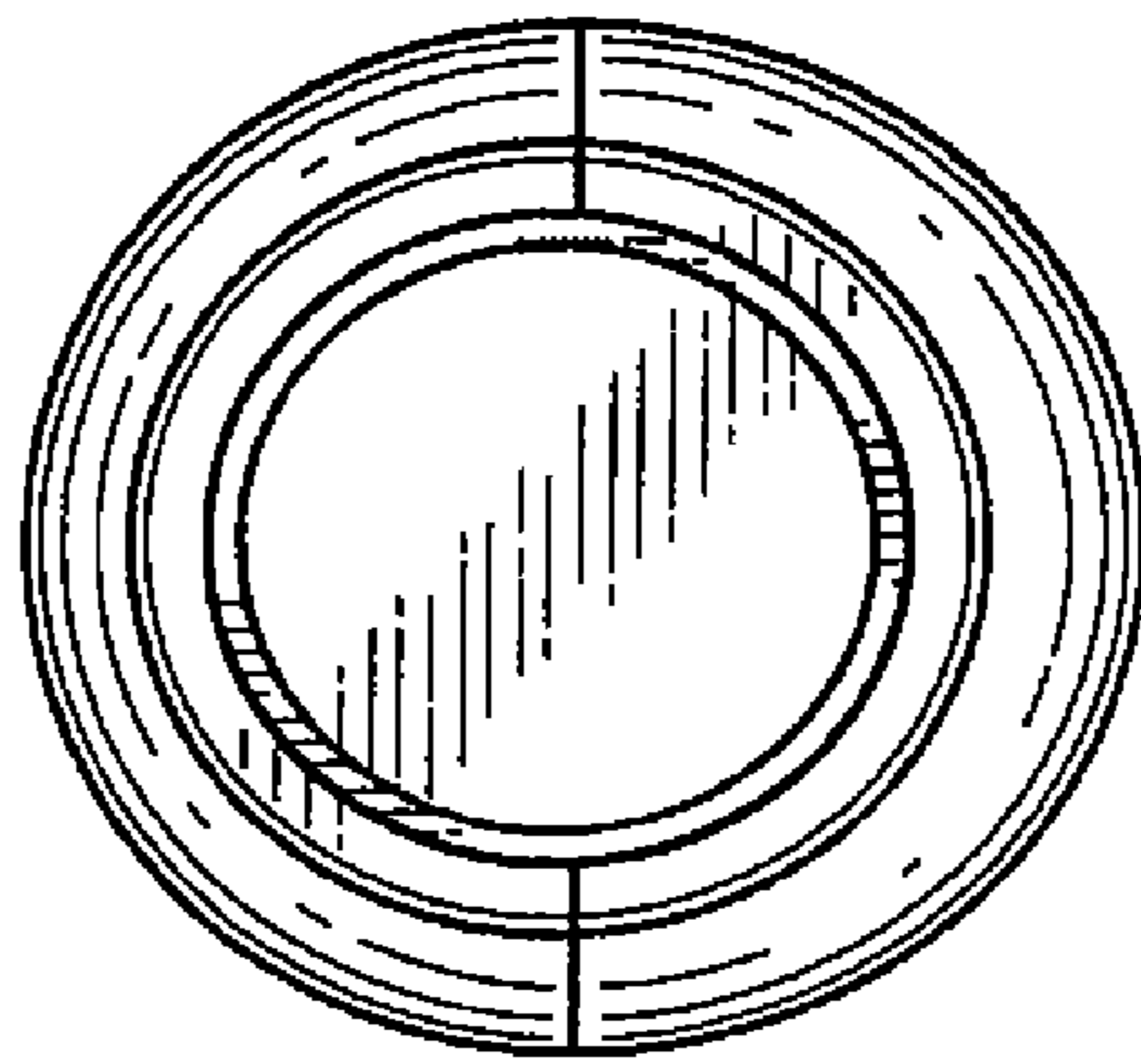


FIG. 5

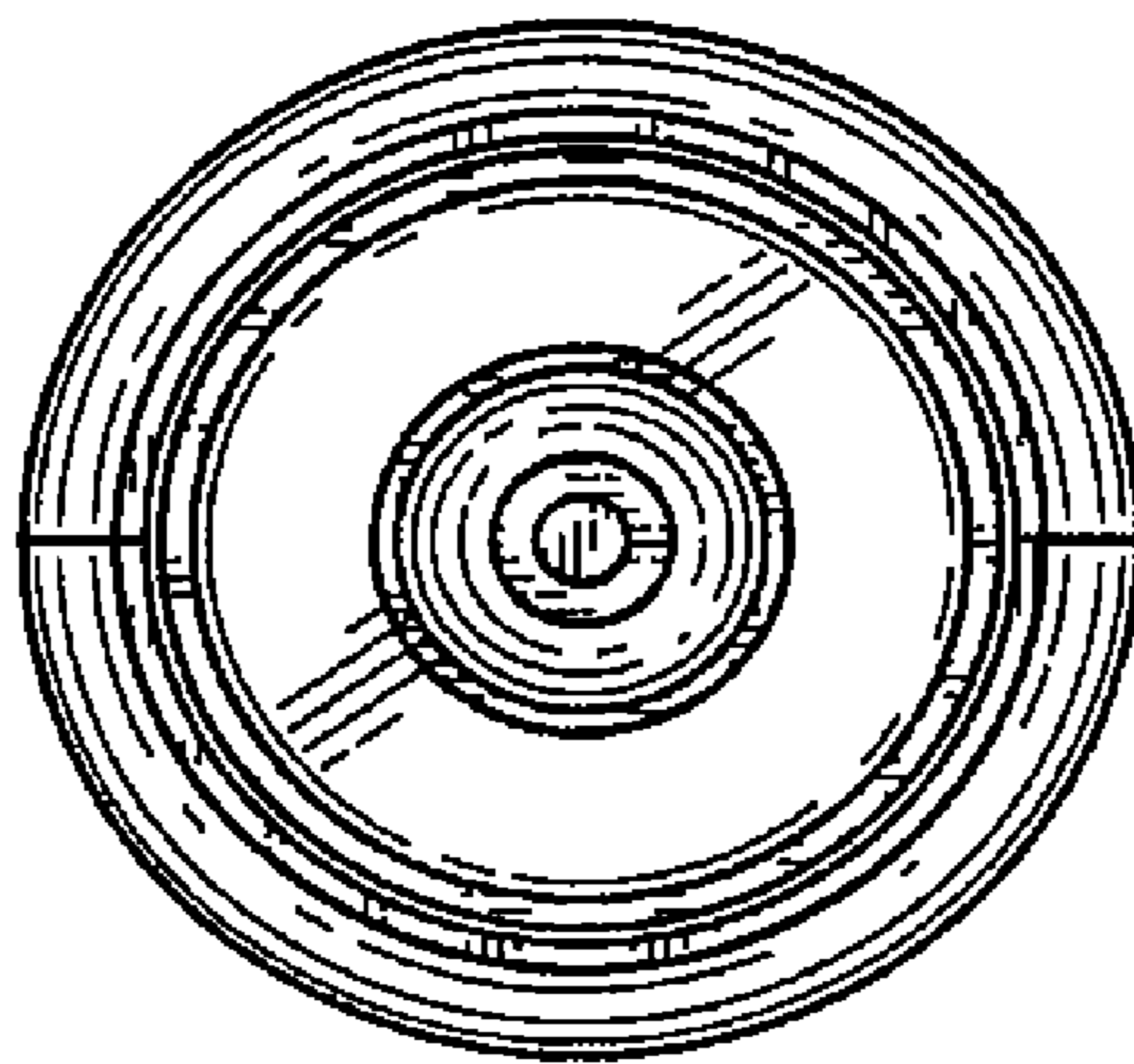


FIG. 6