



US00D574484S

(12) **United States Design Patent**  
**Hidalgo**

(10) **Patent No.:** **US D574,484 S**

(45) **Date of Patent:** **\*\* Aug. 5, 2008**

(54) **CEILING FAN BLADE**

(75) Inventor: **Rolando Hidalgo**, Orange, CA (US)

(73) Assignee: **Minka Lighting, Inc.**, Corona, CA (US)

(\*\*) Term: **14 Years**

(21) Appl. No.: **29/299,184**

(22) Filed: **Dec. 20, 2007**

(51) **LOC (8) Cl.** ..... **23-04**

(52) **U.S. Cl.** ..... **D23/413**

(58) **Field of Classification Search** ..... D23/377,  
D23/379, 385, 411, 413; 416/5  
See application file for complete search history.

(56) **References Cited**

**U.S. PATENT DOCUMENTS**

D407,814 S \* 4/1999 Lin ..... D23/413

D527,452 S 8/2006 Hidalgo

D527,453 S 8/2006 Hidalgo

**OTHER PUBLICATIONS**

Minka Internet Catalog; Bellasera; Model #774-301; printed from www.minkagroup.net on May 10, 2007.

Hunter Internet Catalog; Marseille; Model #28146; printed from www.hansenwhole.com on Apr. 25, 2007.

Emerson Internet Catalog; Chateau Royale; Model #CF945PW; printed from www.hansenwhole.com on Apr. 25, 2007.

Savoy House Internet Catalog; Venice; Model #7-9563-3-300; printed from www.savoyhouse.com on Jan. 5, 2008.

\* cited by examiner

*Primary Examiner*—Lisa P Lichtenstein

(74) *Attorney, Agent, or Firm*—Baker & McKenzie LLP

(57) **CLAIM**

The ornamental design for a ceiling fan blade, as shown and described.

**DESCRIPTION**

FIG. 1 is a bottom perspective view of a ceiling fan blade showing my new design in use;

FIG. 2 is an enlarged bottom plan view of the ceiling fan blade in accordance with my design;

FIG. 3 is an enlarged top plan view of the ceiling fan blade in accordance with my design;

FIG. 4 is an enlarged side elevation view of the ceiling fan blade in accordance with my design;

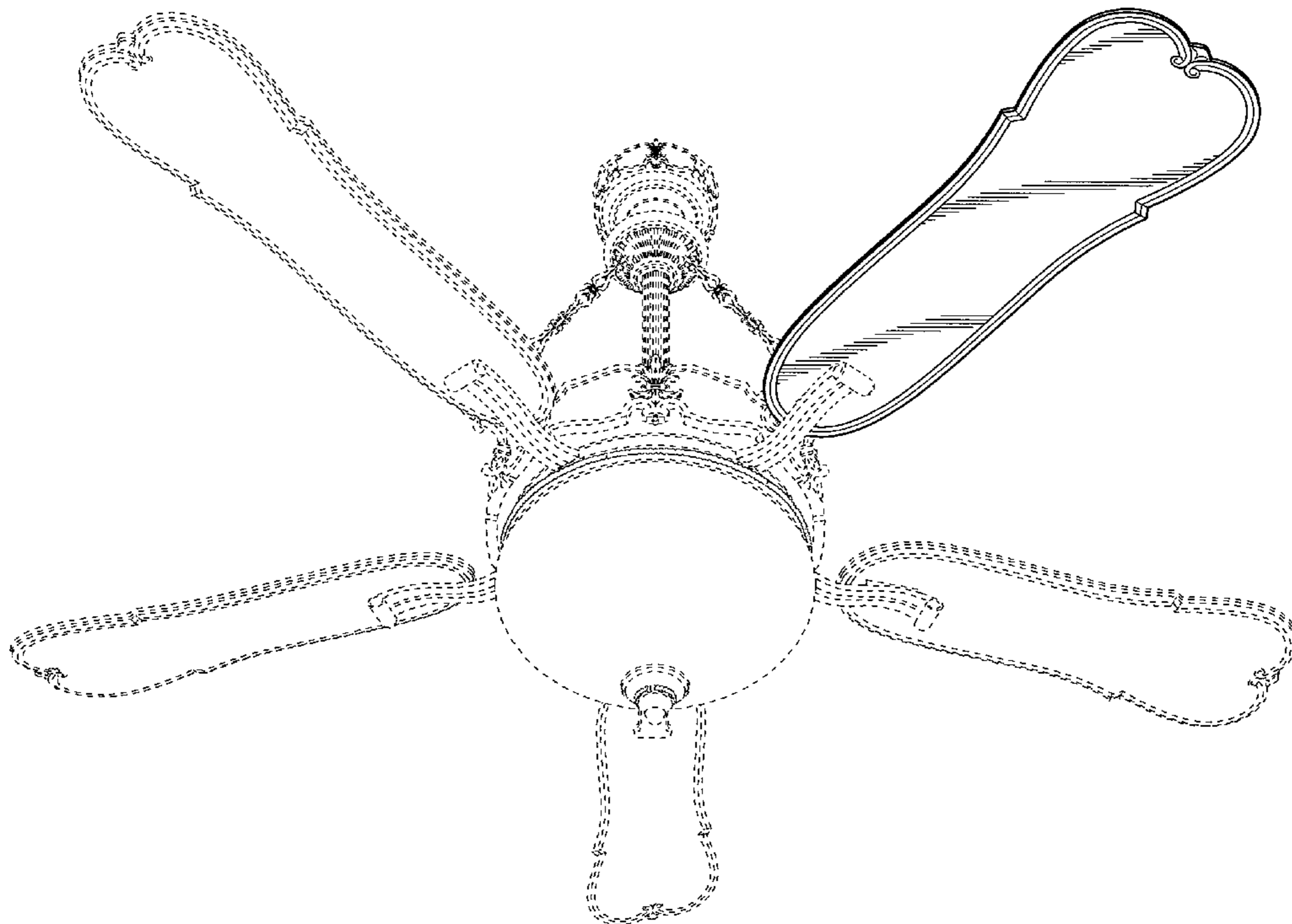
FIG. 5 is an enlarged opposite side elevation view of the ceiling fan blade in accordance with my design;

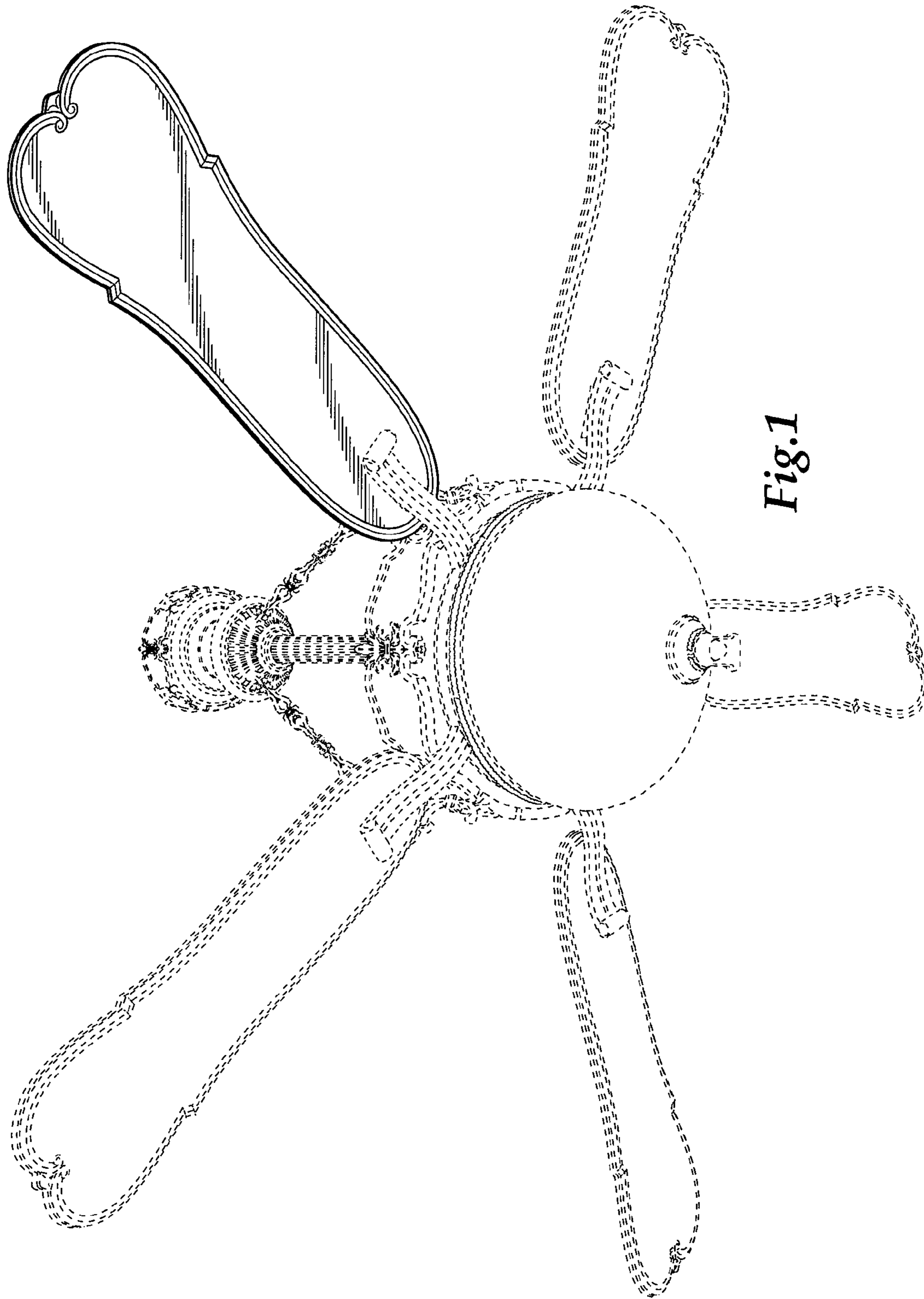
FIG. 6 is an enlarged back elevation view of the ceiling fan blade in accordance with my design; and,

FIG. 7 is an enlarged front elevation view of the ceiling fan blade in accordance with my design.

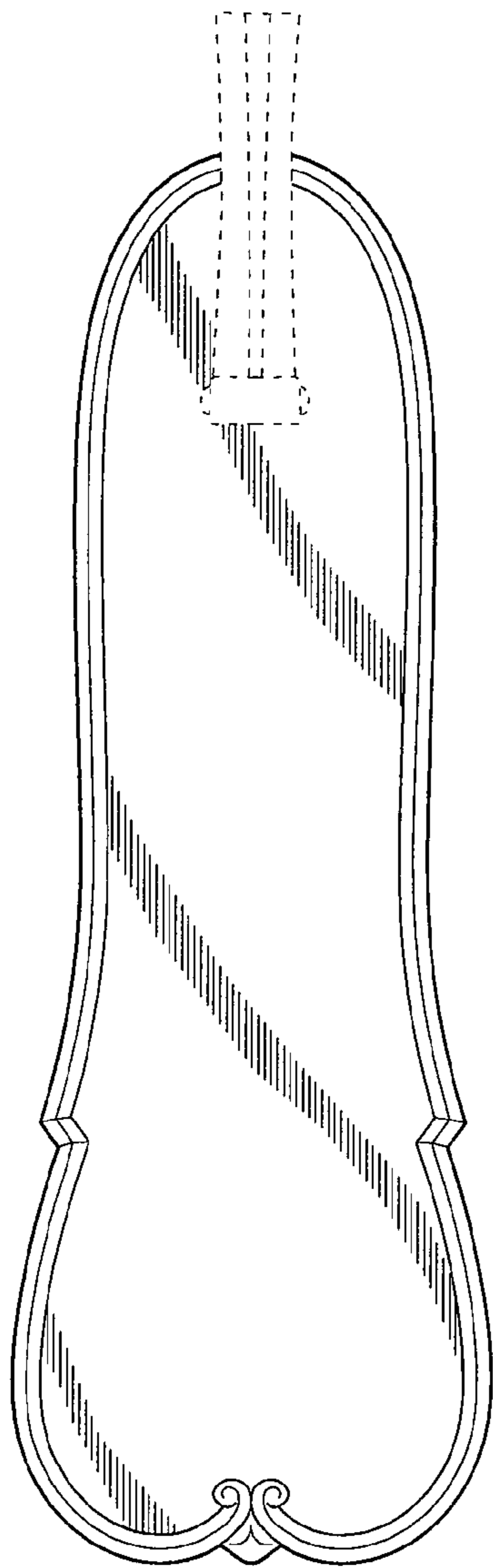
The broken line showing of the ceiling fan hanger, support rod, ceiling fan housing, canopy, blades, blade iron and light fixture is included for the purpose of illustrating environmental structure and forms no part of the claimed design.

**1 Claim, 2 Drawing Sheets**

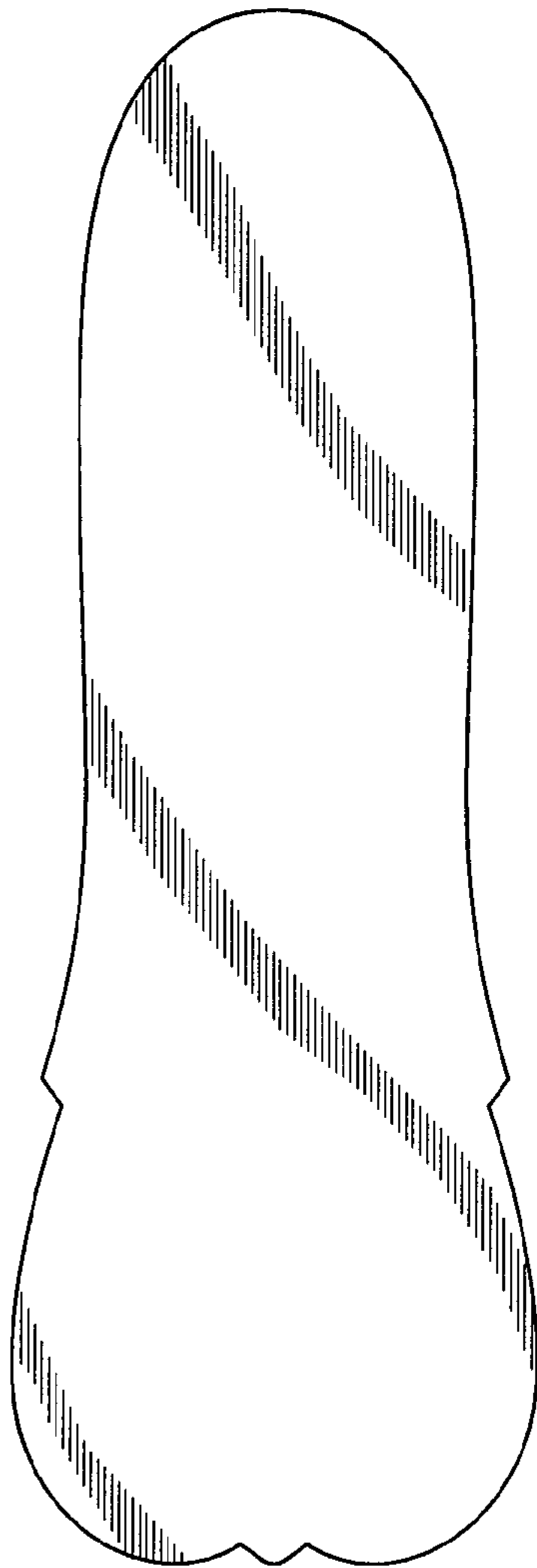




*Fig. 1*



*Fig. 2*



*Fig. 3*



*Fig. 4*



*Fig. 5*



*Fig. 6*



*Fig. 7*