



US00D574482S

(12) **United States Design Patent**
Hidalgo

(10) **Patent No.:** **US D574,482 S**

(45) **Date of Patent:** **** Aug. 5, 2008**

(54) **CEILING FAN HANGER**

(75) Inventor: **Rolando Hidalgo**, Orange, CA (US)

(73) Assignee: **Minka Lighting, Inc.**, Corona, CA (US)

(**) Term: **14 Years**

(21) Appl. No.: **29/299,186**

(22) Filed: **Dec. 20, 2007**

(51) **LOC (8) Cl.** **23-04**

(52) **U.S. Cl.** **D23/411**

(58) **Field of Classification Search** D23/377,
D23/379, 385, 411, 413; 416/5
See application file for complete search history.

(56) **References Cited**

U.S. PATENT DOCUMENTS

5,292,228	A *	3/1994	Dye	416/5
D527,452	S	8/2006	Hidalgo		
D527,453	S	8/2006	Hidalgo		
D545,424	S *	6/2007	Ertze	D23/411
D556,316	S *	11/2007	Hidalgo	D23/411

OTHER PUBLICATIONS

Minka Internet Catalog; Bellasera; Model #774-301; printed from www.minkagroup.net on May 10, 2007.

Hunter Internet Catalog; Marseille; Model #28146; printed from www.hansenwhole.com on Apr. 25, 2007.

Emerson Internet Catalog; Chateau Royale; Model #CF945PW; printed from www.hansenwhole.com on Apr. 25, 2007.

Savoy House Internet Catalog; Venice; Model #7-9563-3-300; printed from www.savoyhouse.com on Jan. 5, 2008.

* cited by examiner

Primary Examiner—Lisa P Lichtenstein

(74) *Attorney, Agent, or Firm*—Baker & McKenzie LLP

(57) **CLAIM**

The ornamental design for a ceiling fan hanger, as shown and described.

DESCRIPTION

FIG. 1 is a bottom perspective view of a ceiling fan hanger in accordance with my design shown in use;

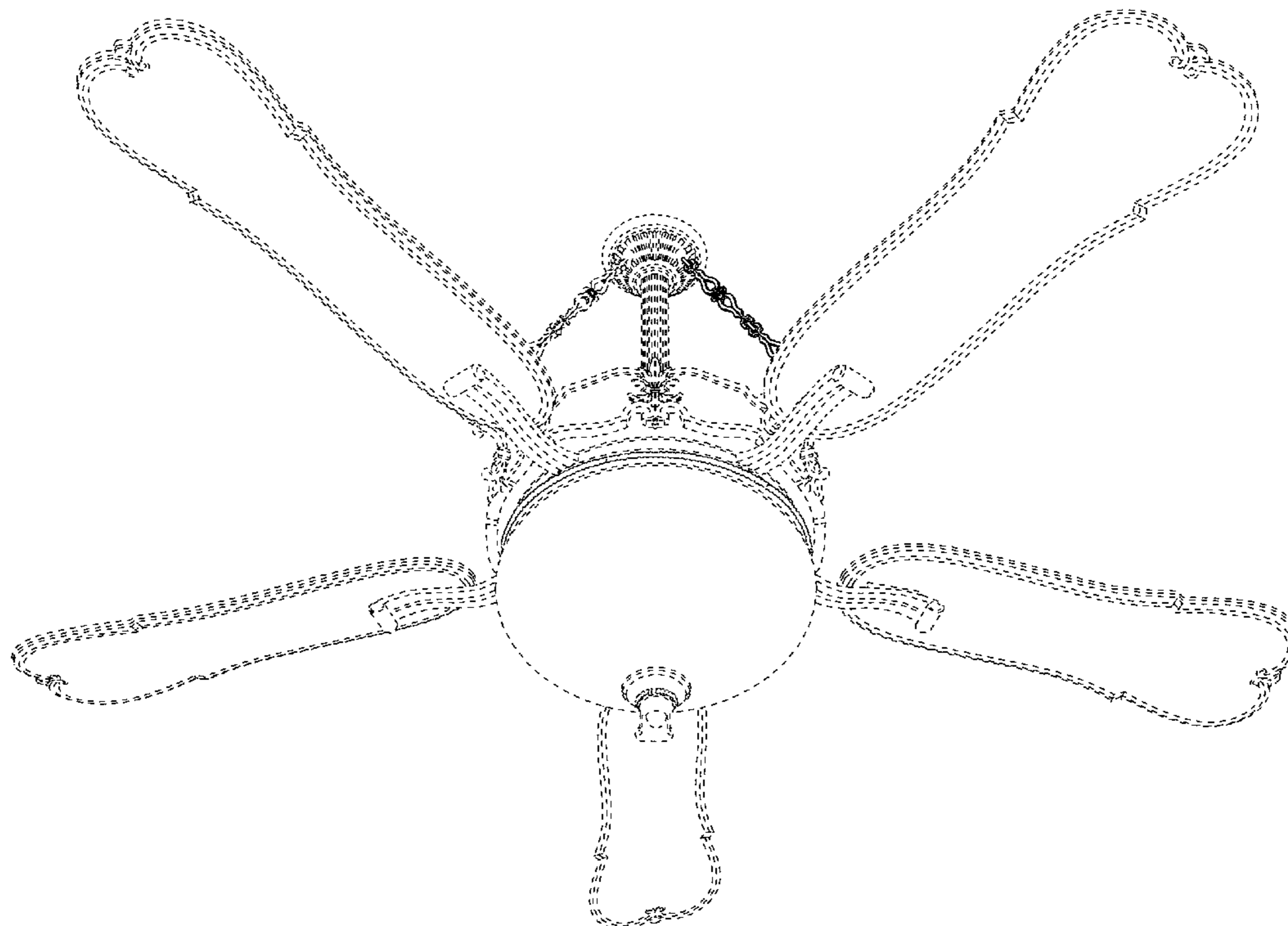
FIG. 2 is an enlarged perspective view of the ceiling fan hanger in accordance with my design;

FIG. 3 is an enlarged front plan view of the ceiling fan hanger in accordance with my design, the opposite view being a mirror image of that shown; and,

FIG. 4 is an enlarged side elevation view of the ceiling fan hanger in accordance with my design, the opposite view being a mirror image of that shown.

The broken line showing of the canopy, support rod, ceiling fan hanger, ceiling fan blades, blade irons, ceiling fan housing and light fixture is included for the purpose of illustrating environmental structure and forms no part of the claimed design.

1 Claim, 2 Drawing Sheets



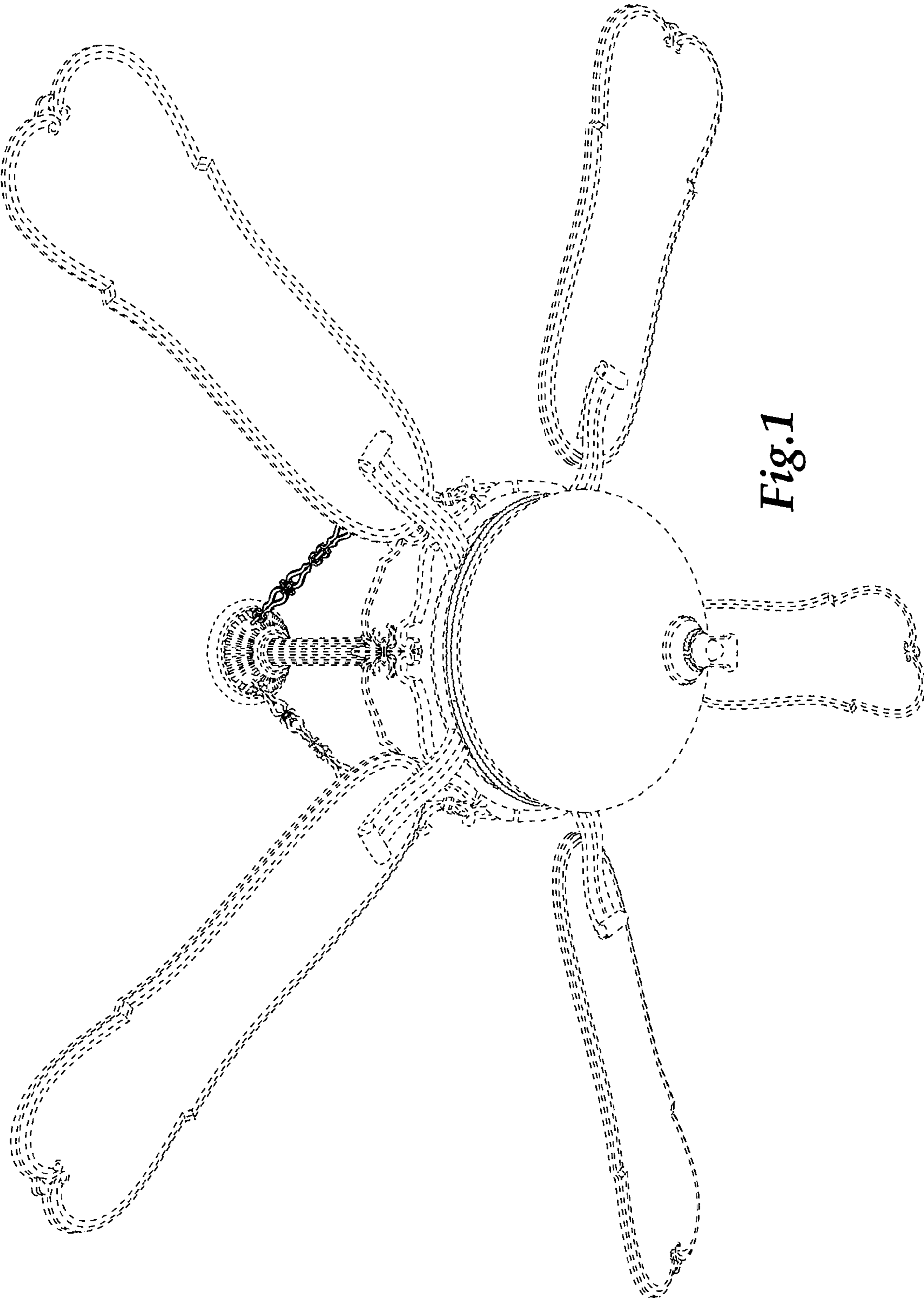


Fig. 1




Fig. 2




Fig. 3

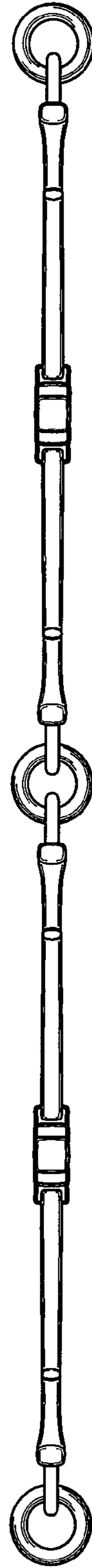


Fig. 4