



US00D574469S

(12) **United States Design Patent**
Soriano

(10) **Patent No.:** **US D574,469 S**
(45) **Date of Patent:** **** Aug. 5, 2008**

(54) **FAUCET BODY**
(75) Inventor: **Bryan Soriano**, Baldwin Park, CA (US)
(73) Assignee: **Newfrey LLC**, Newark, DE (US)
(**) Term: **14 Years**
(21) Appl. No.: **29/273,138**
(22) Filed: **Feb. 26, 2007**
(51) **LOC (8) Cl.** **23-02**
(52) **U.S. Cl.** **D23/255**
(58) **Field of Classification Search** D23/250-257,
D23/238-243, 244-249; 4/675-678; D8/300,
D8/307-308, 310-312, 321; D6/550; 137/801;
16/110.1, 441

D448,453 S 9/2001 Lord
6,370,713 B2 4/2002 Bosio
D460,150 S 7/2002 Rexach
D461,540 S 8/2002 Gottwald
D463,531 S 9/2002 Gottwald
D463,535 S 9/2002 Singtoroj
D465,011 S 10/2002 Singtoroj et al.
D465,829 S 11/2002 Singtoroj
D466,590 S 12/2002 Otero et al.
D466,980 S 12/2002 Pitsch et al.
D466,981 S 12/2002 Cosolito et al.
D469,505 S 1/2003 Marshall
D469,511 S 1/2003 Marshall
D469,513 S 1/2003 Marshall
D469,852 S 2/2003 Marshall
D471,254 S 3/2003 Bonnell et al.
D472,308 S 3/2003 Hundley
D472,607 S 4/2003 Warshawsky et al.
D472,610 S 4/2003 Marshall

See application file for complete search history.

(56) **References Cited**
U.S. PATENT DOCUMENTS

D76,790 S 11/1928 Fraser
2,343,804 A 3/1944 Salemme
D291,236 S 8/1987 Delepine
D295,550 S 5/1988 Yost
D296,354 S 6/1988 Fabian
D300,653 S 4/1989 Paul
D318,901 S 8/1991 Rodstein
D323,700 S 2/1992 Wilde
D329,688 S 9/1992 Yost
D349,757 S 8/1994 Altman
D373,179 S 8/1996 Sieger
D397,423 S 8/1998 Short et al.
D404,467 S 1/1999 Doughty et al.
D406,877 S 3/1999 Esche et al.
D408,505 S 4/1999 Garcia
D409,726 S 5/1999 Formgren
D415,825 S 10/1999 Chang et al.
D416,982 S 11/1999 Washawsky et al.
D422,342 S 4/2000 Mark et al.
D426,618 S 6/2000 Mark et al.
D428,965 S 8/2000 Slothower
D438,602 S * 3/2001 Milrud et al. D23/255
D444,212 S 6/2001 Fleischmann
D448,065 S 9/2001 Pitsch et al.

(Continued)

Primary Examiner—Robert A Delehanty
(74) *Attorney, Agent, or Firm*—Richard J. Veltman

(57) **CLAIM**

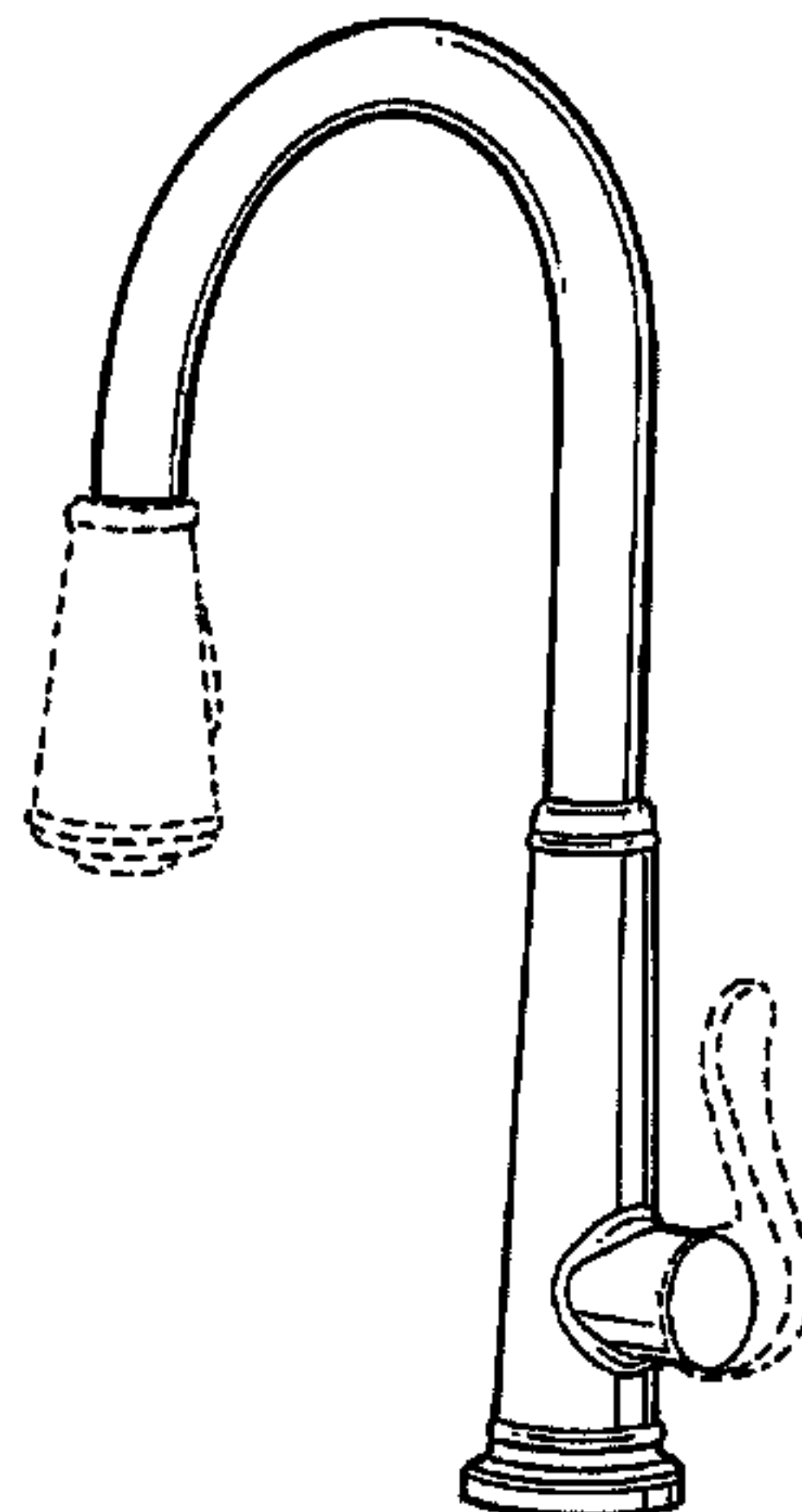
The ornamental design for a faucet body, as shown and described.

DESCRIPTION

FIG. 1 is a perspective view of a faucet body showing a new design;
FIG. 2 is a front view thereof;
FIG. 3 is a back view thereof;
FIG. 4 is a top view thereof;
FIG. 5 is a bottom view thereof;
FIG. 6 is a right side view thereof; and,
FIG. 7 is a left side view thereof.

The broken lines in the Figures are for illustrative purposes only and form no part of the claimed design.

1 Claim, 4 Drawing Sheets



US D574,469 S

Page 2

U.S. PATENT DOCUMENTS					
D473,630 S	4/2003	Wettstein et al.	D515,180 S *	2/2006	Ouyoung D23/239
D475,125 S	5/2003	Marinov	D515,669 S	2/2006	Ying-Hui et al.
D477,053 S	7/2003	Schönherr et al.	D516,177 S	2/2006	Ouyoung
D478,153 S	8/2003	Friedrich	D516,681 S	3/2006	Gilbert
D479,312 S	9/2003	Yegyayan	D517,653 S	3/2006	Ito
D486,563 S	2/2004	Hsieh	D518,149 S	3/2006	Spangler
D487,135 S	2/2004	Lord	D518,151 S	3/2006	Ito
D487,798 S	3/2004	Bayer	D518,558 S	4/2006	Soriano
D487,922 S	3/2004	Lord	D519,190 S	4/2006	Lord
D488,210 S	4/2004	Lord	D519,607 S	4/2006	Spangler
D492,391 S	6/2004	Herbeau	D519,610 S	4/2006	Fritz
6,757,921 B2	7/2004	Esche	D519,611 S	4/2006	Fritz
D493,867 S	8/2004	Shahar	D520,601 S	5/2006	Fritz
D503,777 S	4/2005	Costello et al.	D520,609 S	5/2006	Spangler
6,877,172 B2	4/2005	Malek et al.	D521,109 S	5/2006	Lord
D508,975 S	8/2005	Painter et al.	D521,112 S	5/2006	Fritz
D510,126 S	9/2005	Ouyoung	D521,121 S *	5/2006	Fritz D23/255
D510,416 S	10/2005	Fritz	D521,602 S	5/2006	En-Min et al.
D510,977 S	10/2005	Jones	D523,535 S	6/2006	Fritz
D510,980 S	10/2005	Fritz	D525,348 S	7/2006	Schaffeld et al.
D511,560 S	11/2005	Kulig et al.	D525,682 S	7/2006	Gilbert
D512,126 S	11/2005	Blomstrom	D526,391 S	8/2006	Schaffeld et al.
D512,485 S	12/2005	Kulig	D527,080 S	8/2006	Schaffeld et al.
D513,060 S	12/2005	Ouyoung	D535,366 S	1/2007	Sedwick
D513,526 S	1/2006	Marshall	D535,724 S *	1/2007	Zhou D23/238
D513,788 S	1/2006	Lindholm	2004/0088786 A1	5/2004	Malek et al.
			2005/0098221 A1	5/2005	Mascari et al.

* cited by examiner

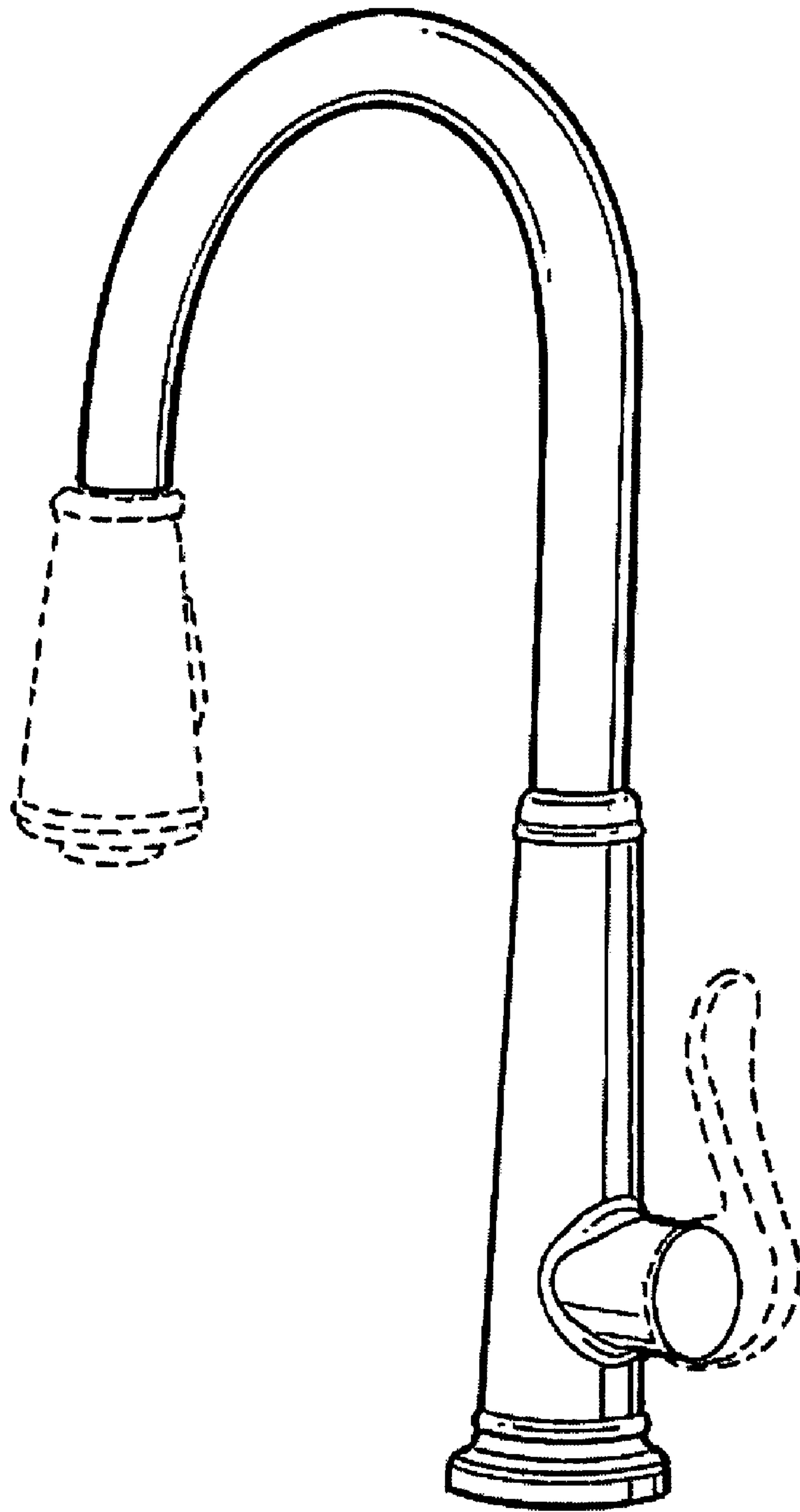


Fig. 1

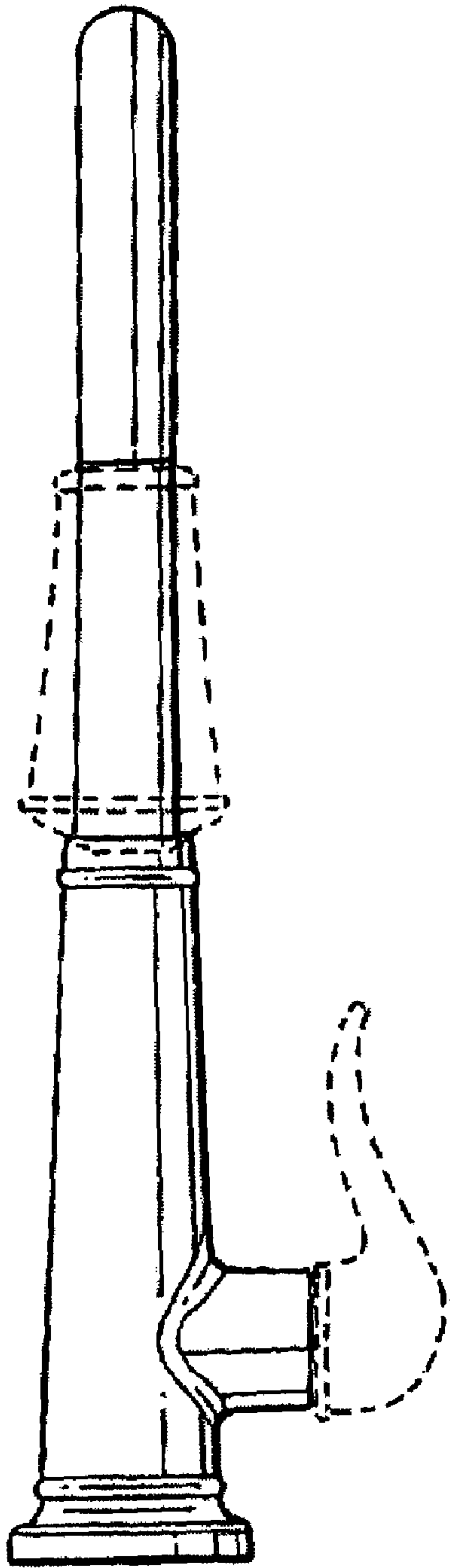


Fig. 2

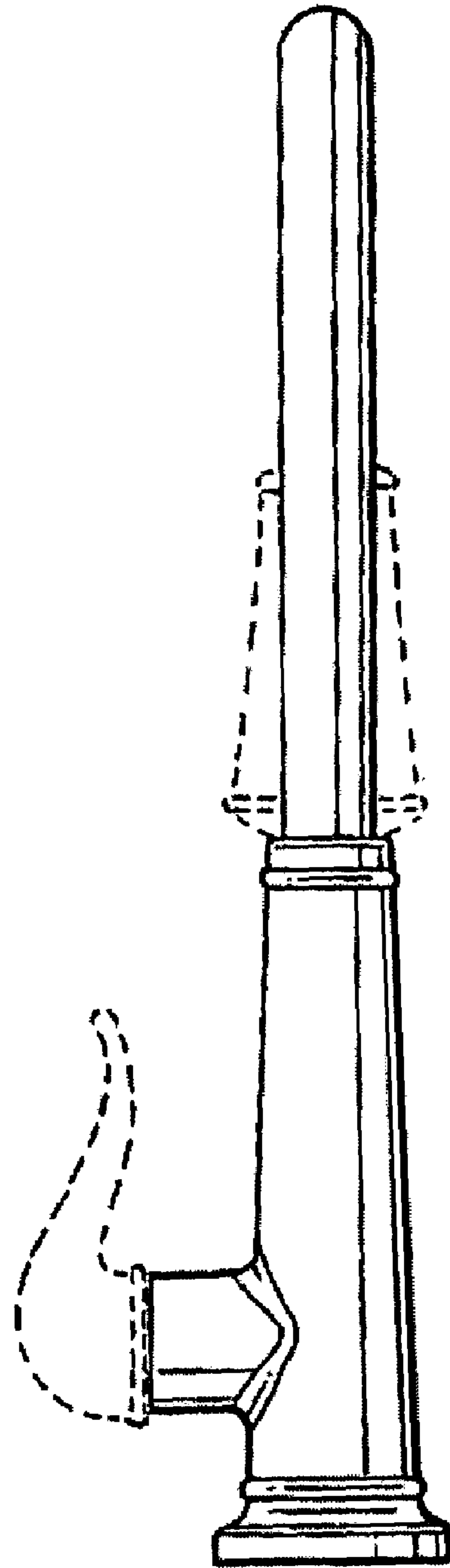


Fig. 3

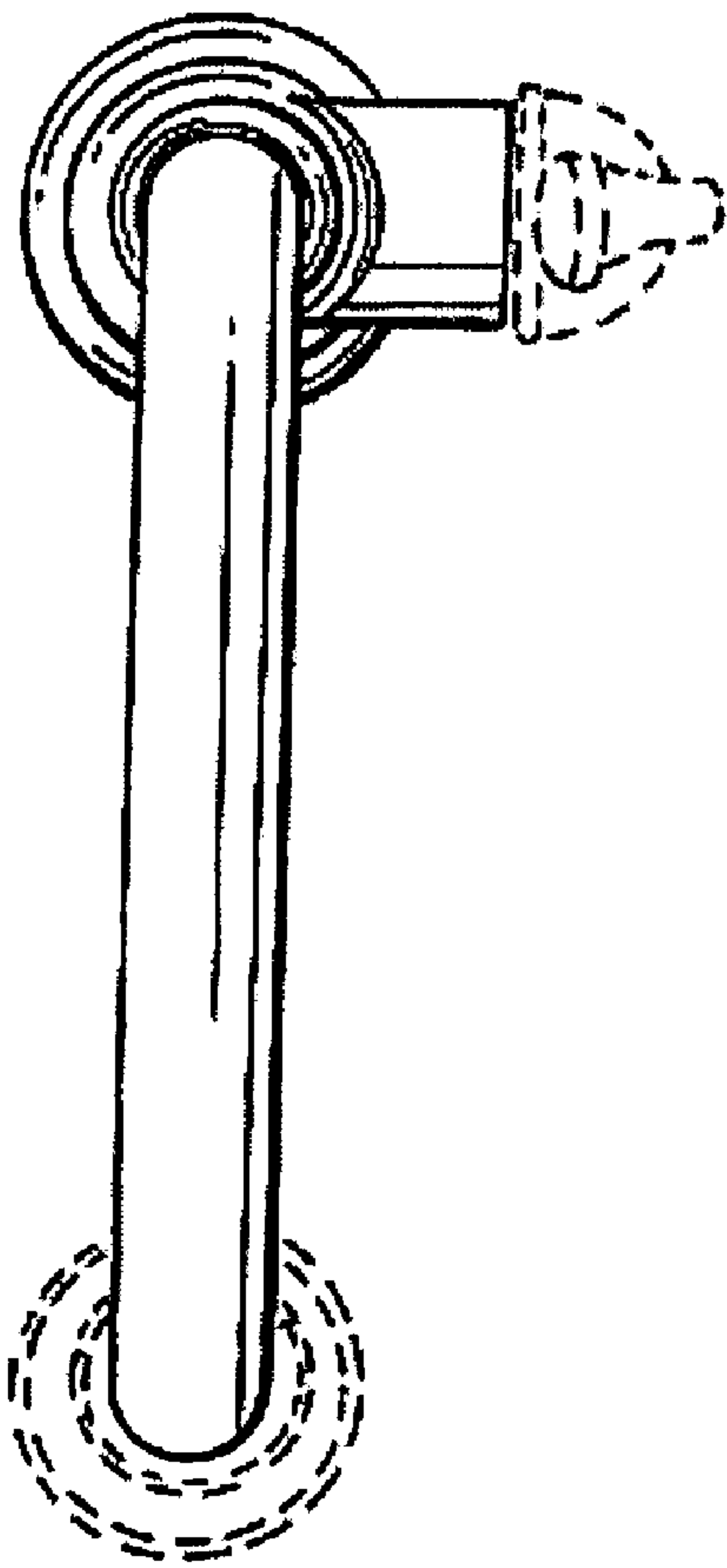


Fig. 4

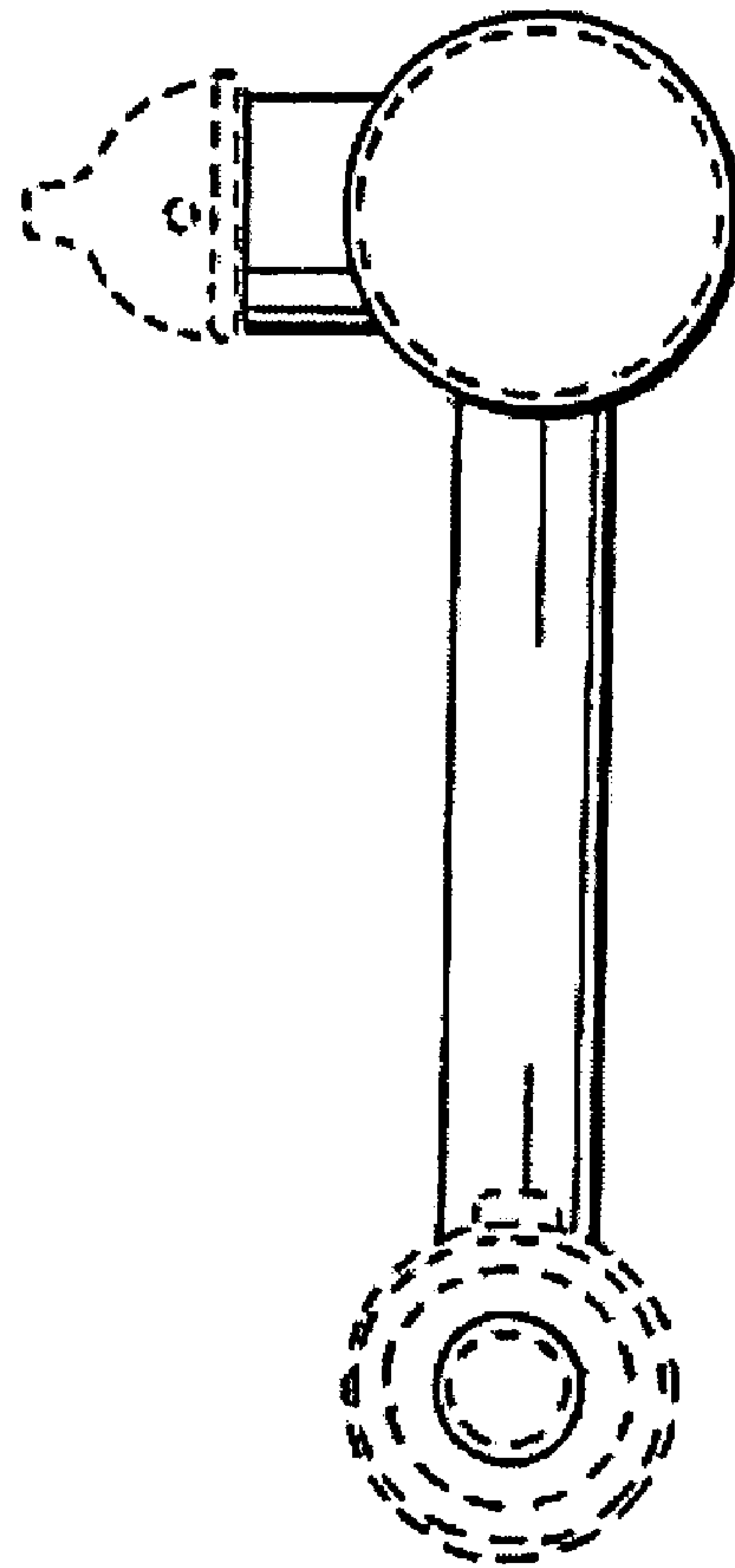


Fig. 5

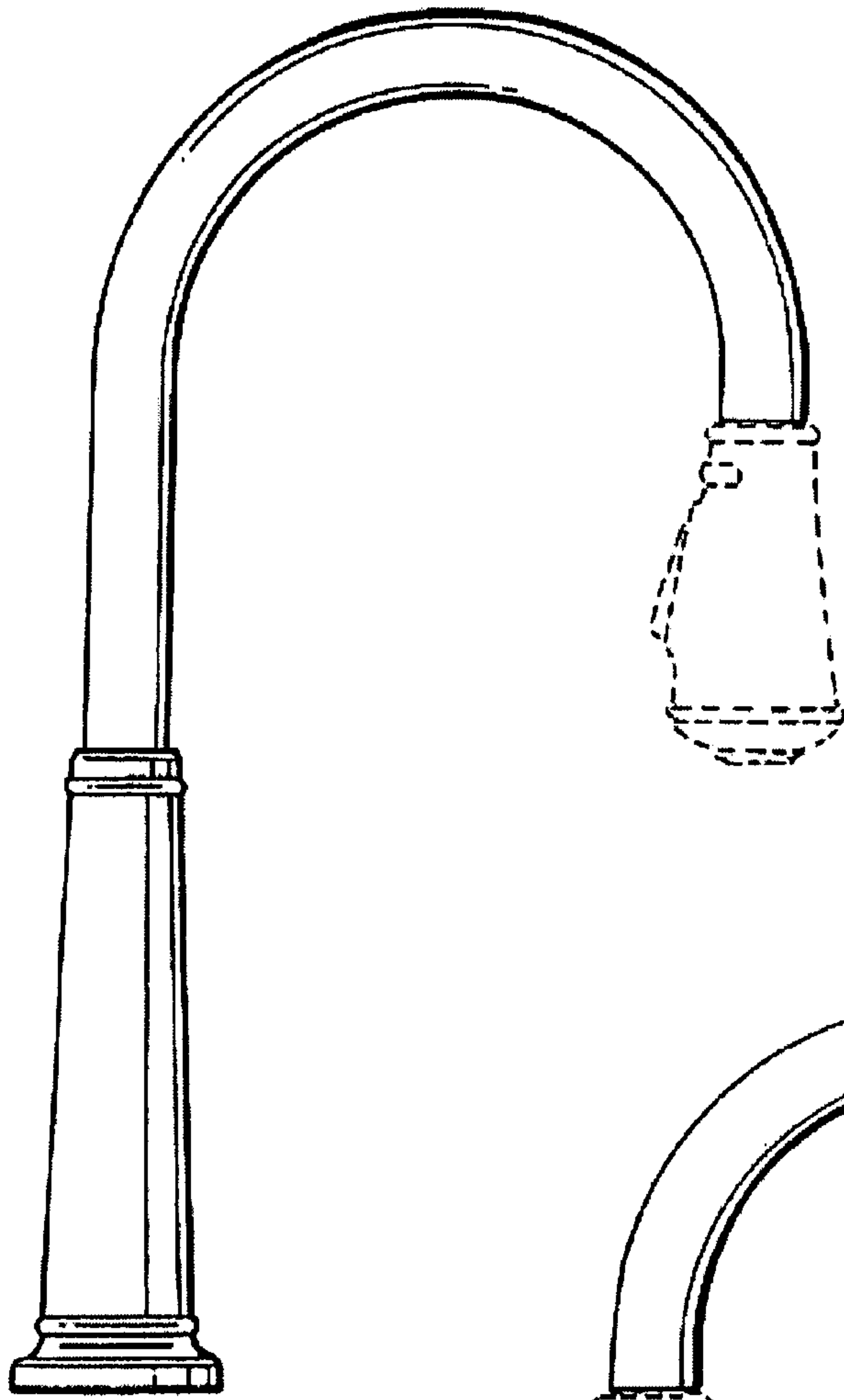


Fig. 6

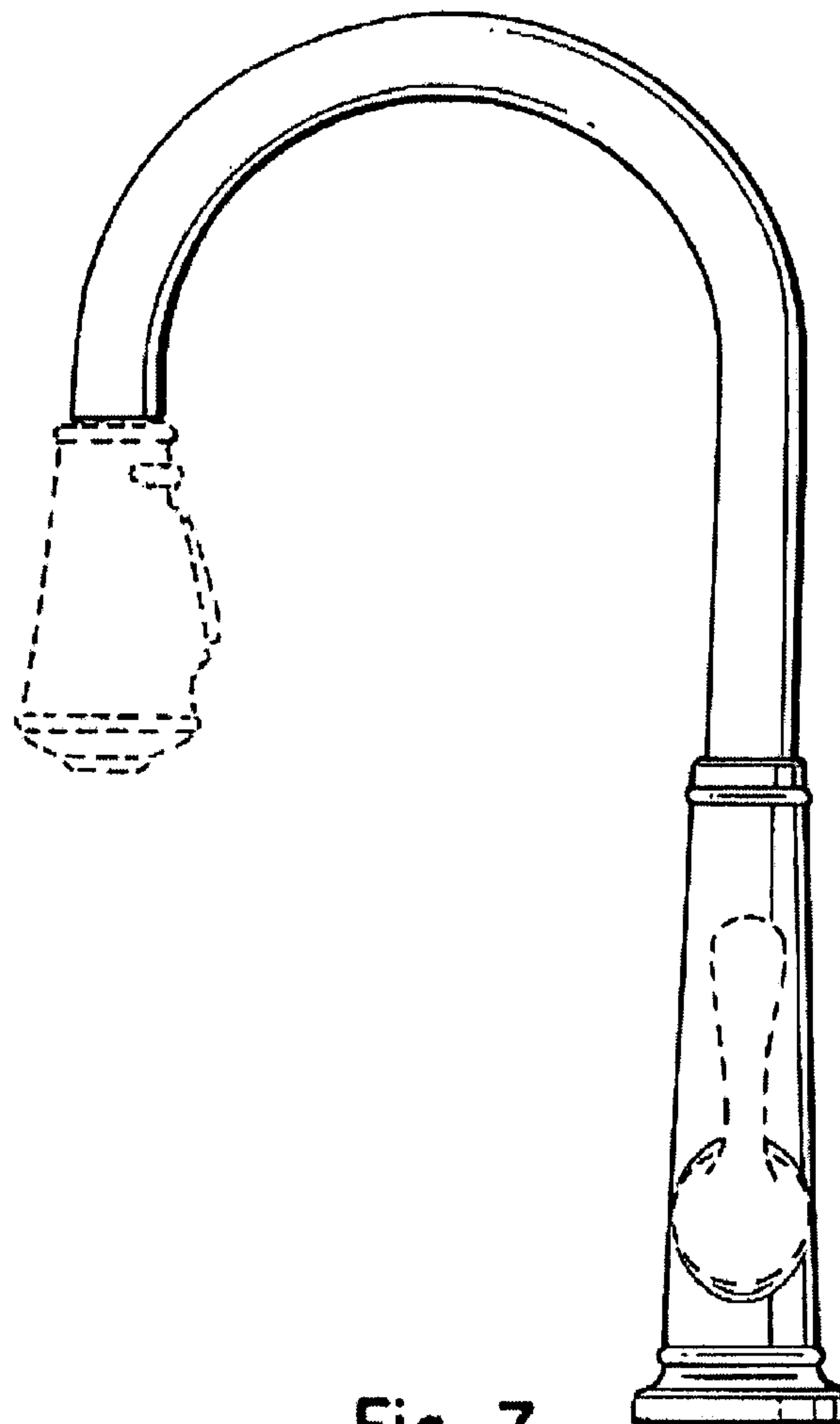


Fig. 7