



US00D574467S

(12) **United States Design Patent**  
**Czerwinski, Jr. et al.**

(10) **Patent No.:** **US D574,467 S**  
(45) **Date of Patent:** **\*\* Aug. 5, 2008**

(54) **FAUCET HANDLE**  
(75) Inventors: **Jerome F. Czerwinski, Jr.**, Long Beach, CA (US); **Bryan Soriano**, Baldwin Park, CA (US)  
(73) Assignee: **Newfrey LLC**, Newark, DE (US)  
(\*\*) Term: **14 Years**  
(21) Appl. No.: **29/272,862**  
(22) Filed: **Feb. 20, 2007**  
(51) **LOC (8) Cl.** ..... **23-01**  
(52) **U.S. Cl.** ..... **D23/250**  
(58) **Field of Classification Search** ..... D23/250–257, D23/238–243, 244–249; 4/675–678; D8/300, D8/307–308, 310–312, 321; D6/550; 137/801; 16/110.1, 441  
See application file for complete search history.

D416,986 S 11/1999 Formgren  
D422,059 S 3/2000 Fabian  
D443,918 S 6/2001 Lord  
D448,067 S 9/2001 Pitsch  
D448,453 S 9/2001 Lord  
D458,666 S \* 6/2002 Mark et al. .... D23/238  
D458,989 S 6/2002 Müllenmeister  
D460,533 S 7/2002 Singtoroj  
D460,534 S 7/2002 Hanna et al.  
D461,874 S \* 8/2002 Gottwald ..... D23/238  
D464,119 S 10/2002 Blomstrom  
D466,590 S 12/2002 Otero et al.  
D466,980 S 12/2002 Pitsch et al.  
D469,511 S 1/2003 Marshall  
D469,852 S 2/2003 Marshall  
D469,857 S 2/2003 Lim  
D470,574 S 2/2003 Marshall  
D470,575 S 2/2003 Marshall  
D471,964 S 3/2003 Bates et al.  
D472,610 S 4/2003 Marshall  
D474,671 S 5/2003 Singtoroj et al.  
D483,093 S 12/2003 Bates et al.  
D484,952 S 1/2004 Marshall  
D485,332 S 1/2004 Blomstrom  
D490,878 S 6/2004 Hunt  
D495,402 S 8/2004 Spiegelberg et al.  
D498,822 S 11/2004 Lin  
D509,883 S 9/2005 Xiang et al.  
D510,980 S 10/2005 Fritz  
D512,126 S 11/2005 Blomstrom  
D512,768 S 12/2005 Ouyoung  
D513,527 S 1/2006 Ouyoung  
D514,203 S 1/2006 Kulig  
D515,669 S 2/2006 Ying-Hui et al.  
D517,660 S 3/2006 Kemp

(56) **References Cited**  
U.S. PATENT DOCUMENTS  
D99,160 S 3/1936 Gadberry  
D108,067 S 1/1938 Clemmons  
D235,098 S 5/1975 Doman  
D290,496 S 6/1987 Ryan  
D291,236 S 8/1987 Delepine  
D318,901 S 8/1991 Rodstein  
D332,824 S 1/1993 Robbins  
D346,205 S 4/1994 Sauter et al.  
D357,305 S 4/1995 Fabian  
D365,384 S 12/1995 Robbins  
D371,826 S 7/1996 Robbins  
D383,831 S 9/1997 Esche et al.  
D397,425 S 8/1998 Paredes et al.  
D402,005 S 12/1998 Ko  
D404,467 S 1/1999 Doughty et al.  
D406,877 S 3/1999 Esche et al.  
D407,144 S 3/1999 Formgren  
D407,466 S 3/1999 Hundley et al.  
D409,726 S 5/1999 Formgren  
D413,654 S 9/1999 Paredes et al.  
D416,982 S 11/1999 Warshawsky et al.

(Continued)

*Primary Examiner*—Robert A Delehanty  
(74) *Attorney, Agent, or Firm*—Richard J. Veltman

(57) **CLAIM**

The ornamental design for a faucet handle, as shown and described.

**DESCRIPTION**




FIG. 1 is a perspective view of a faucet handle showing a new design;

FIG. 2 is a front view thereof;

FIG. 3 is a back view thereof;

FIG. 4 is a top view thereof;

FIG. 5 is a bottom view thereof;

FIG. 6 is a right side view thereof; and,

FIG. 7 is a left side view thereof.

The broken lines in the Figures are for illustrative purposes only and form no part of the claimed design.

U.S. PATENT DOCUMENTS

D517,662 S	3/2006	Müllenmeister
D518,149 S	3/2006	Spangler
D518,151 S	3/2006	Ito
D520,333 S	5/2006	Gilbert
D521,353 S	5/2006	Gilbert
D521,354 S	5/2006	Gilbert et al.
D522,100 S	5/2006	Fritz
D523,530 S	6/2006	Schaffeld et al.
D523,531 S	6/2006	Fritz
D523,934 S	6/2006	Schaffeld et al.
D535,364 S	1/2007	Gilbert
2005/0098221 A1	5/2005	Mascari et al.

**1 Claim, 2 Drawing Sheets**

\* cited by examiner




Fig. 1




Fig. 2

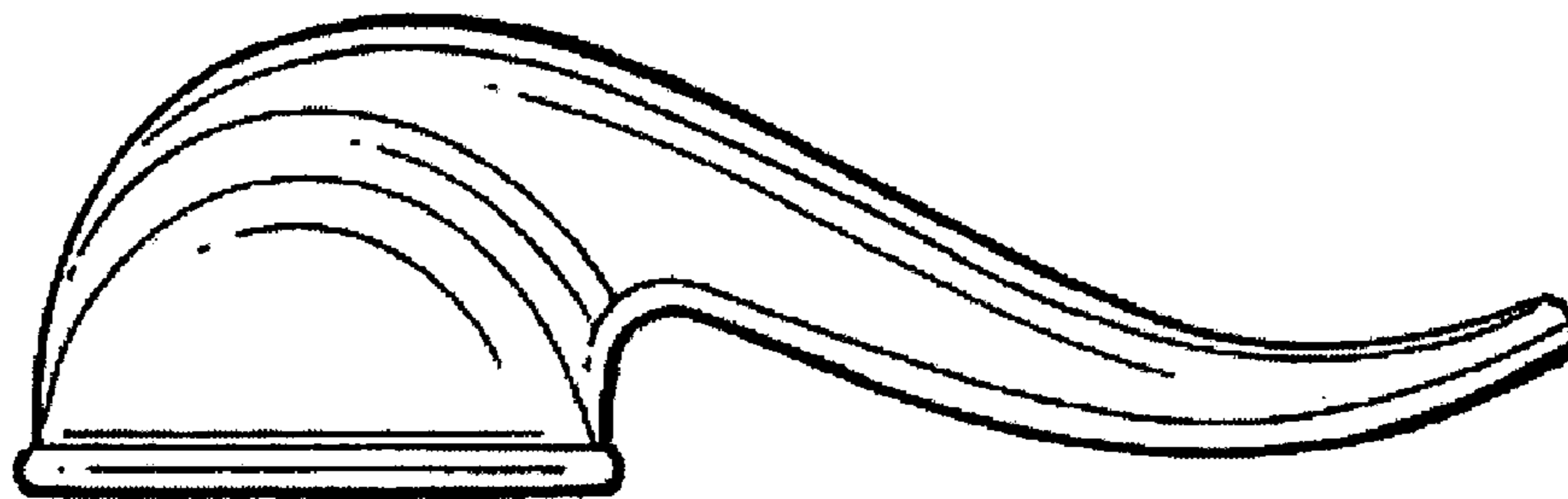


Fig. 3

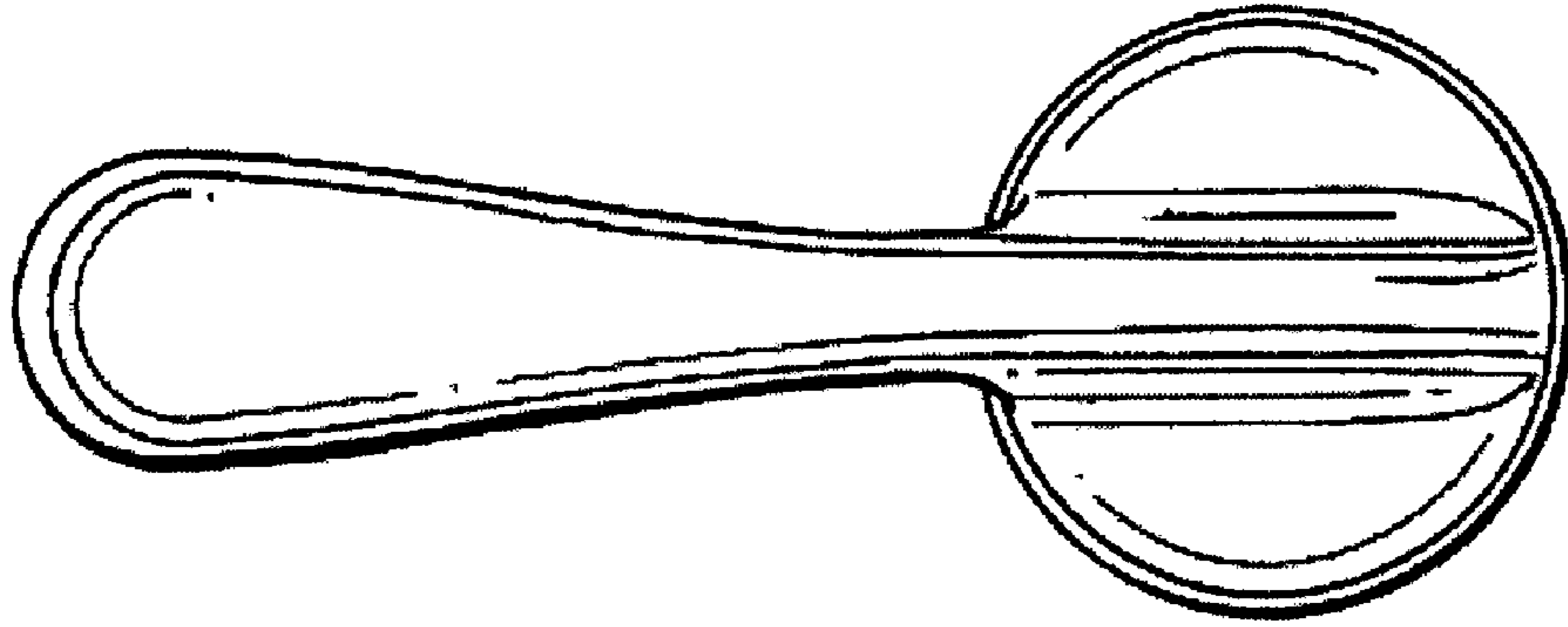


Fig. 4

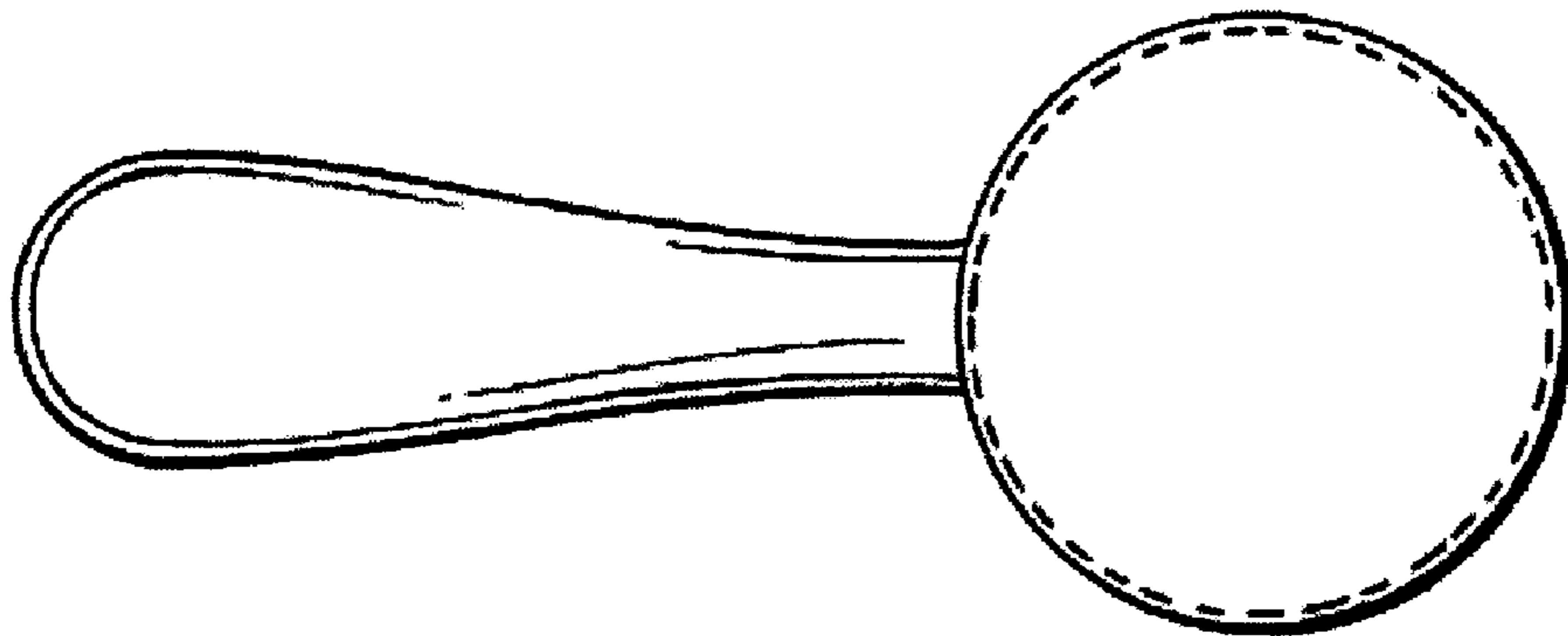


Fig. 5

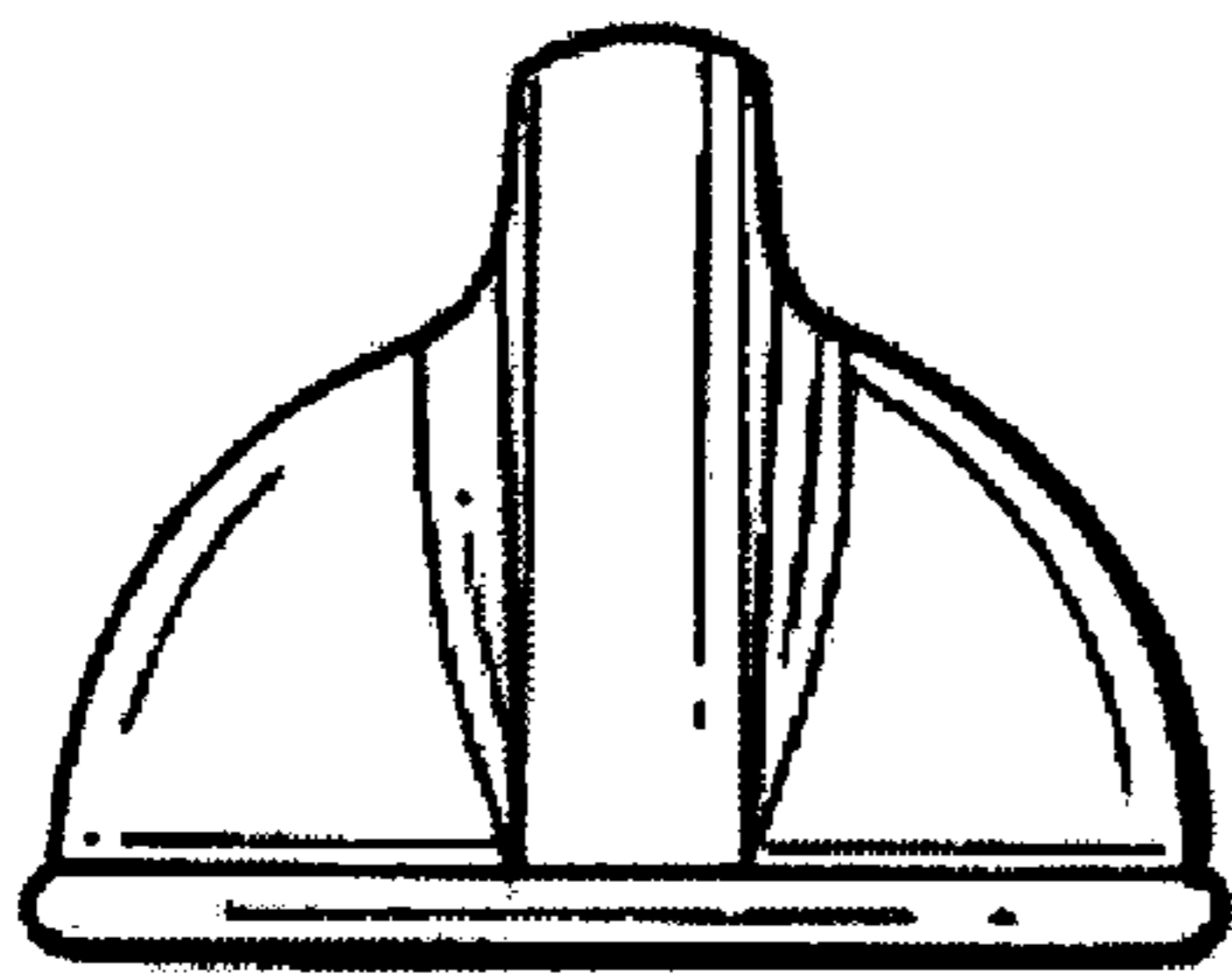


Fig. 6




Fig. 7