



US00D574447S

(12) **United States Design Patent**  
**Auberger et al.**

(10) **Patent No.:** **US D574,447 S**

(45) **Date of Patent:** **\*\* Aug. 5, 2008**

(54) **DOLL**

(75) Inventors: **Benoît Auberger**, Mouilleron En Pareds (FR); **Christelle Boutin**, Bressuire (FR)

(73) Assignee: **Wesco Company S.A.**, Cerizay (FR)

(\*\*) Term: **14 Years**

(21) Appl. No.: **29/288,791**

(22) Filed: **Jun. 19, 2007**

(30) **Foreign Application Priority Data**

Dec. 19, 2006 (EM) ..... 000640768-0038

(51) **LOC (8) Cl.** ..... **21-01**

(52) **U.S. Cl.** ..... **D21/645**

(58) **Field of Classification Search** ..... D21/621,  
D21/623, 625, 630, 631, 645-649, 659; 446/136,  
446/268, 305, 360-361, 376, 379, 382-384  
See application file for complete search history.

(56) **References Cited**

**U.S. PATENT DOCUMENTS**

D240,641 S \* 7/1976 Haupt ..... D21/647  
D316,438 S \* 4/1991 Waine ..... D21/648  
D318,504 S \* 7/1991 Ratcliff ..... D21/647  
D353,635 S \* 12/1994 Leetzow ..... D21/631

D415,220 S \* 10/1999 Wong ..... D21/643  
D431,271 S \* 9/2000 Hummel et al. .... D21/648  
D451,563 S \* 12/2001 Smith ..... D21/630  
D456,466 S \* 4/2002 Richards ..... D21/644  
D457,206 S \* 5/2002 Dalebroux ..... D21/648  
D460,504 S \* 7/2002 Benson Rosales ..... D21/647  
D474,251 S \* 5/2003 Reiher et al. .... D21/631  
D474,515 S \* 5/2003 Reiher et al. .... D21/631  
D482,745 S \* 11/2003 Donaldson ..... D21/631  
D493,852 S \* 8/2004 Robinson et al. .... D21/645  
D496,402 S \* 9/2004 Knutt et al. .... D19/59  
D531,084 S \* 10/2006 McGowen et al. .... D11/160

\* cited by examiner

*Primary Examiner*—Janice E. Seeger

*Assistant Examiner*—Zenia I. Bennett

(74) *Attorney, Agent, or Firm*—Horst M. Kasper

(57) **CLAIM**

The ornamental design for a doll, as shown and described.

**DESCRIPTION**

FIG. 1 is a perspective view of a doll;



FIG. 2 is a right side elevational view thereof;

FIG. 3 is a left side elevational view thereof;

FIG. 4 is a front elevational view thereof; and,

FIG. 5 is a rear side elevational view thereof.

**1 Claim, 1 Drawing Sheet**



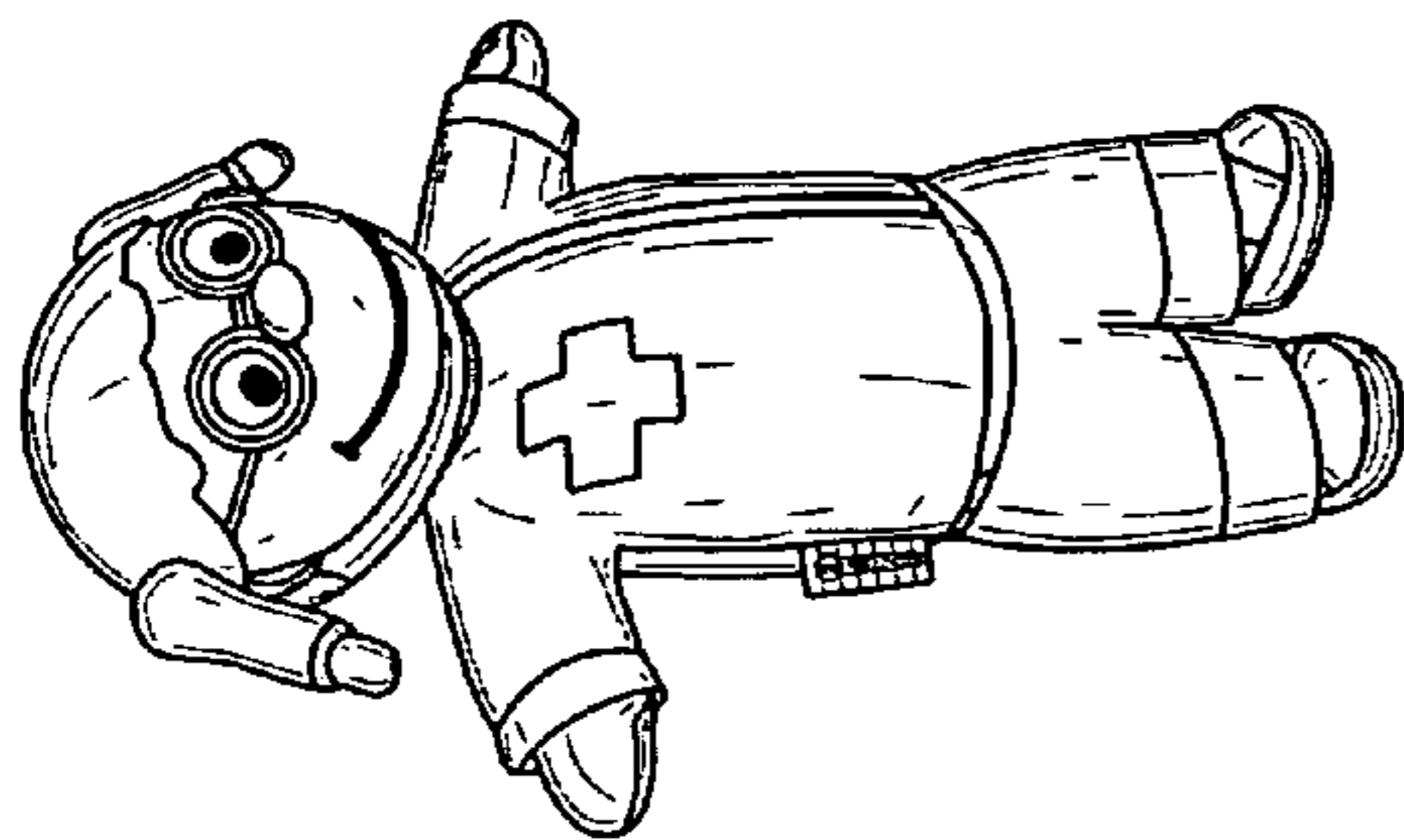


Fig. 1

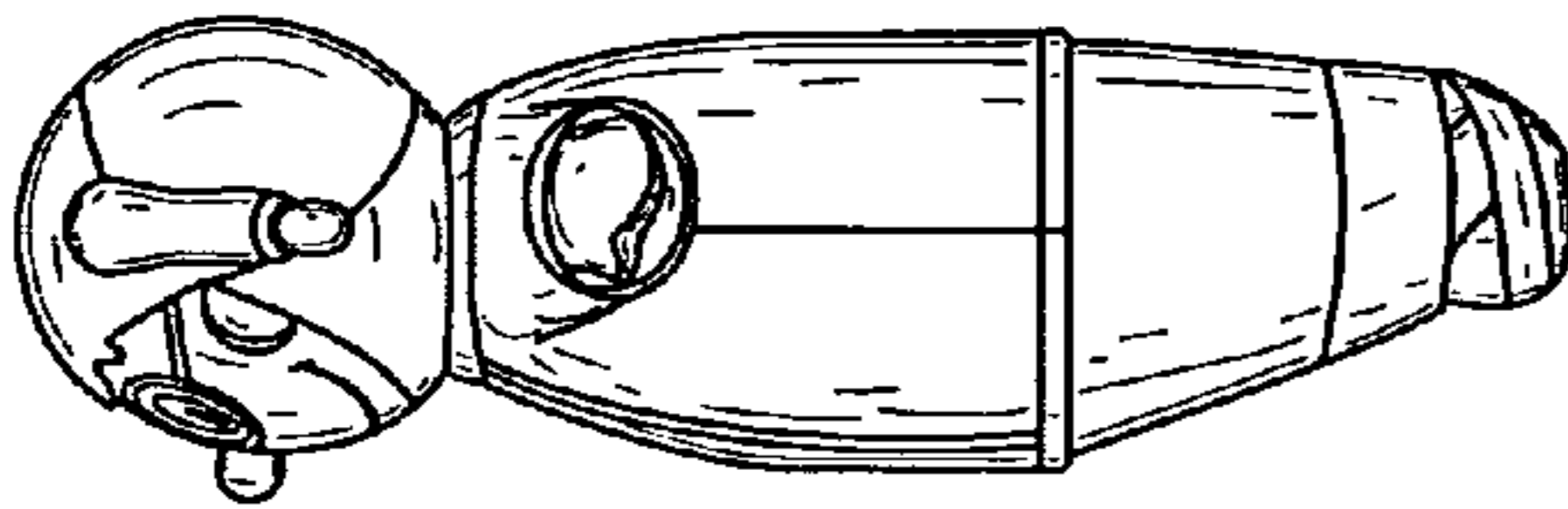


Fig. 2

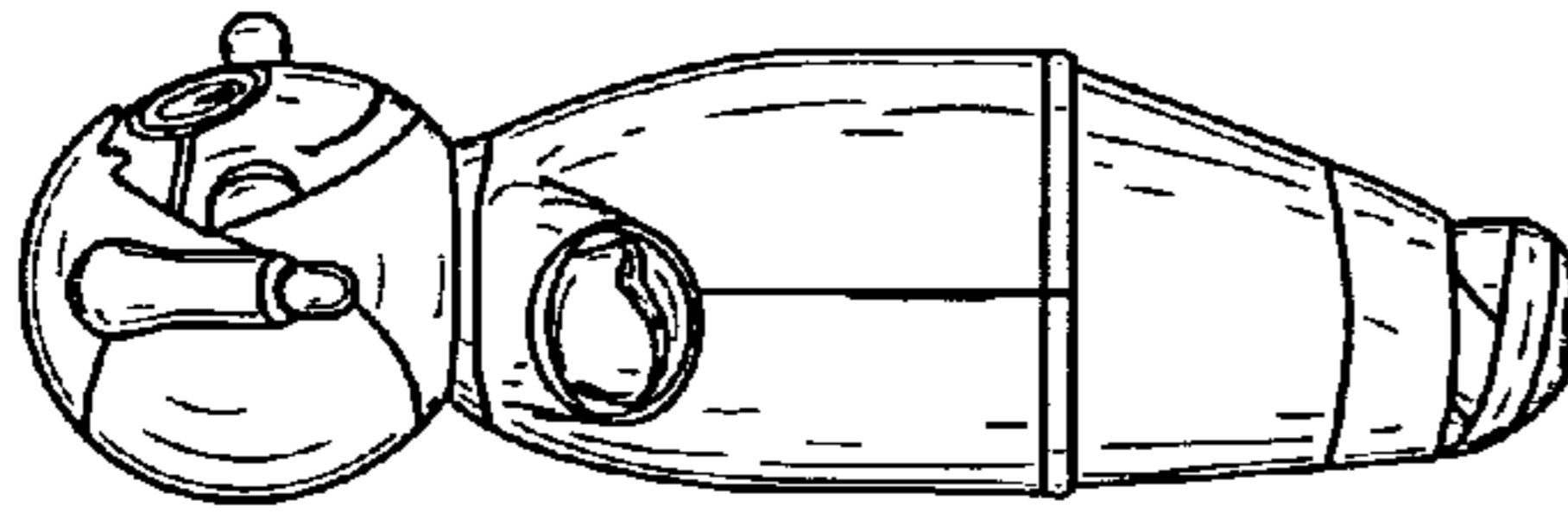


Fig. 3

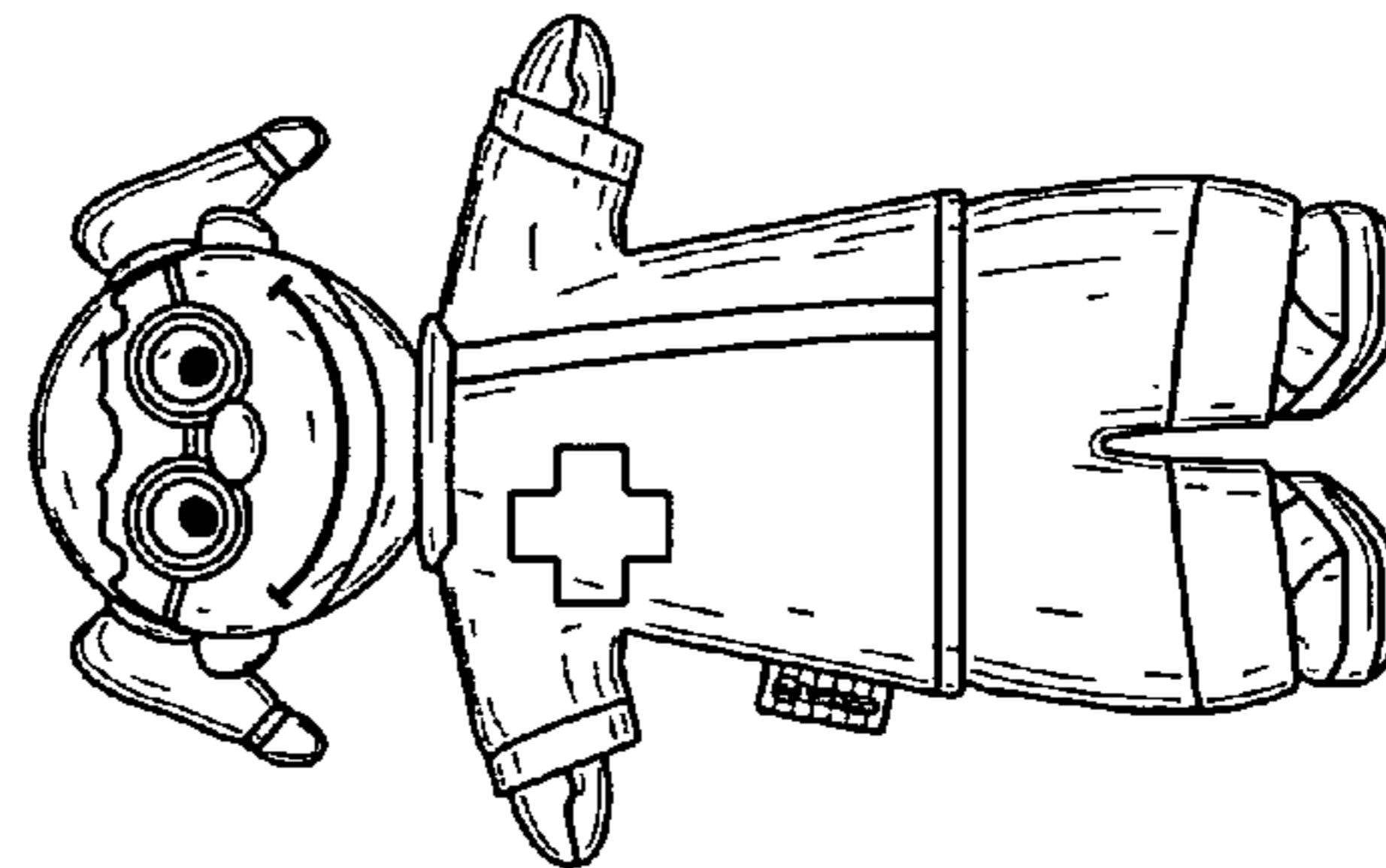


Fig. 4

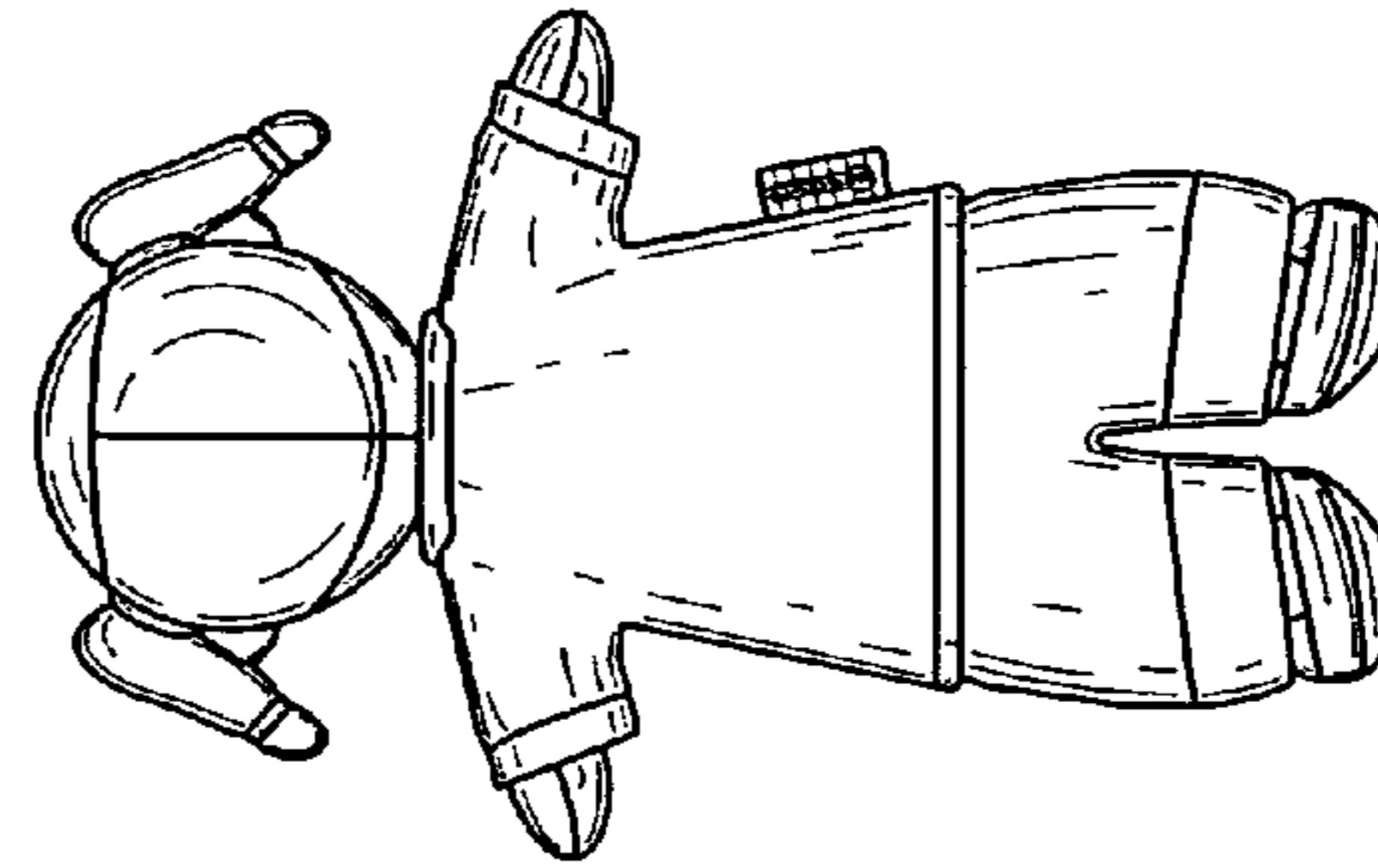


Fig. 5