



US00D574441S

(12) **United States Design Patent**  
**Matson**

(10) **Patent No.:** **US D574,441 S**

(45) **Date of Patent:** **\*\* Aug. 5, 2008**

(54) **HANDLE BARS FOR POGO STICK**

(76) Inventor: **Marc A. Matson**, 15152 Lafayette St.,  
Westminister, CA (US) 92683

(\*\*) Term: **14 Years**

(21) Appl. No.: **29/235,596**

(22) Filed: **Aug. 2, 2005**

(51) **LOC (8) Cl.** ..... **21-01**

(52) **U.S. Cl.** ..... **D21/413; D12/178**

(58) **Field of Classification Search** ..... D21/412-435,  
D21/662-694; D12/107-127, 178; D8/300-322,  
D8/DIG. 1-DIG. 10; 472/135; 482/75, 77,  
482/126; 280/14.27, 14.28; 74/551.1-551.9  
See application file for complete search history.

(56) **References Cited**

**U.S. PATENT DOCUMENTS**

D229,077	S *	11/1973	Scalingi et al. ....	D21/663
D263,485	S *	3/1982	Rudell et al. ....	D21/413
D281,963	S *	12/1985	Watanabe ....	D12/110
D295,428	S *	4/1988	Cummings ....	D21/423
D309,485	S *	7/1990	Bingham et al. ....	D21/667
5,054,798	A *	10/1991	Zulawski ....	280/16
D392,005	S *	3/1998	Piaget ....	D21/668
5,832,785	A *	11/1998	Costahaude et al. ....	74/551.1
D434,349	S *	11/2000	Currie et al. ....	D12/111
6,352,494	B2 *	3/2002	McAlonan ....	482/77
D456,047	S *	4/2002	Mandic ....	D21/423

6,503,177	B2 *	1/2003	Herman .....	482/77
D478,359	S *	8/2003	Nellmapius .....	D21/423
D482,639	S *	11/2003	Yamamoto et al. ....	D12/110
D526,936	S *	8/2006	Maruyama et al. ....	D12/110

\* cited by examiner

*Primary Examiner*—Catherine Tuttle

(74) *Attorney, Agent, or Firm*—Harrington & Harrington;  
Curtis L. Harrington; Kathy E. Harrington

(57) **CLAIM**

The ornamental design for the handle bars for pogo stick, as shown and described.

**DESCRIPTION**

FIG. 1 is a front view of the handlebars for pogo stick showing my new design in association with a pogo stick in broken lines;

FIG. 2 is a top view;

FIG. 3 is a bottom view;

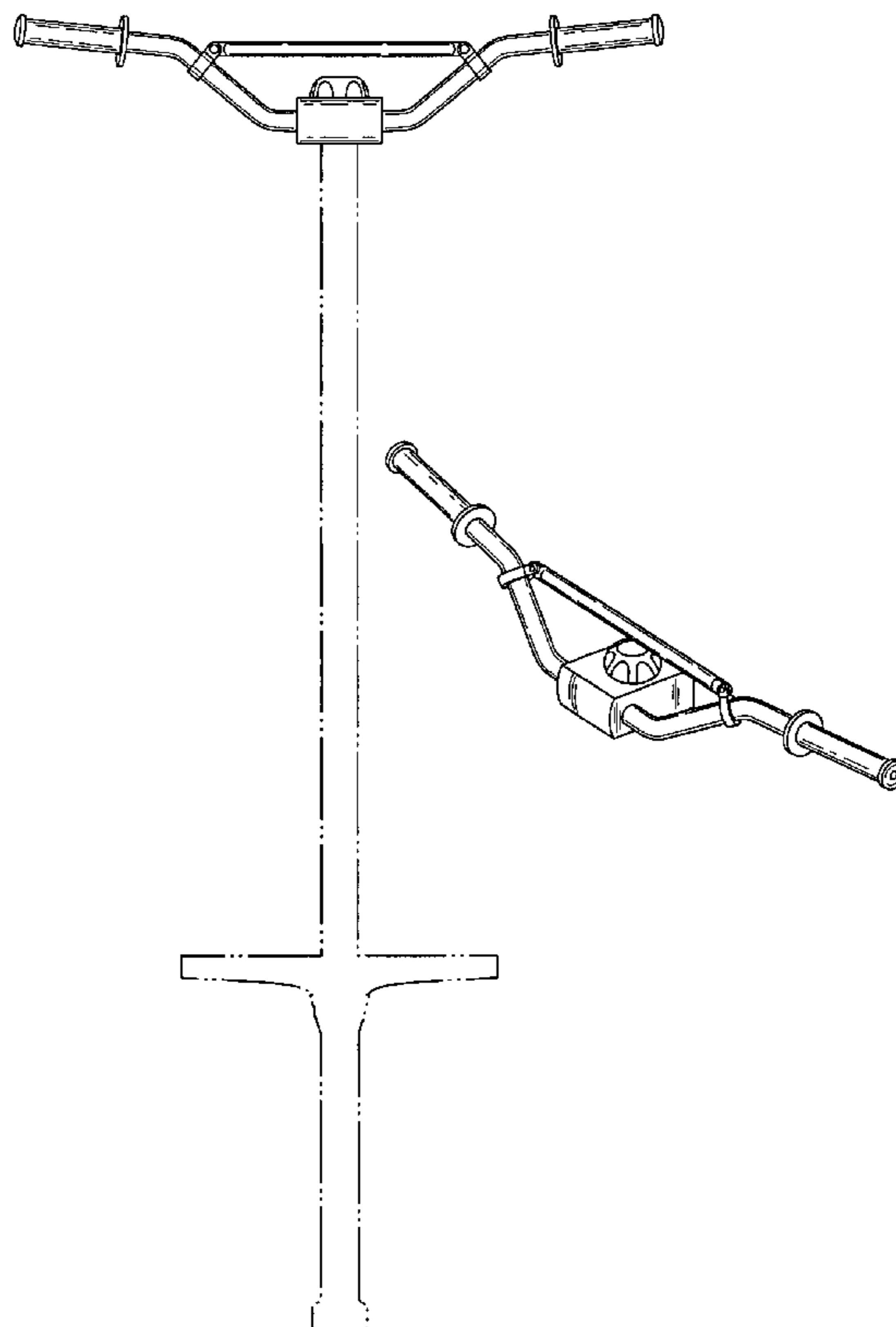
FIG. 4 is a right side view, a left side view being a mirror image thereof;

FIG. 5 is a rear view; and,

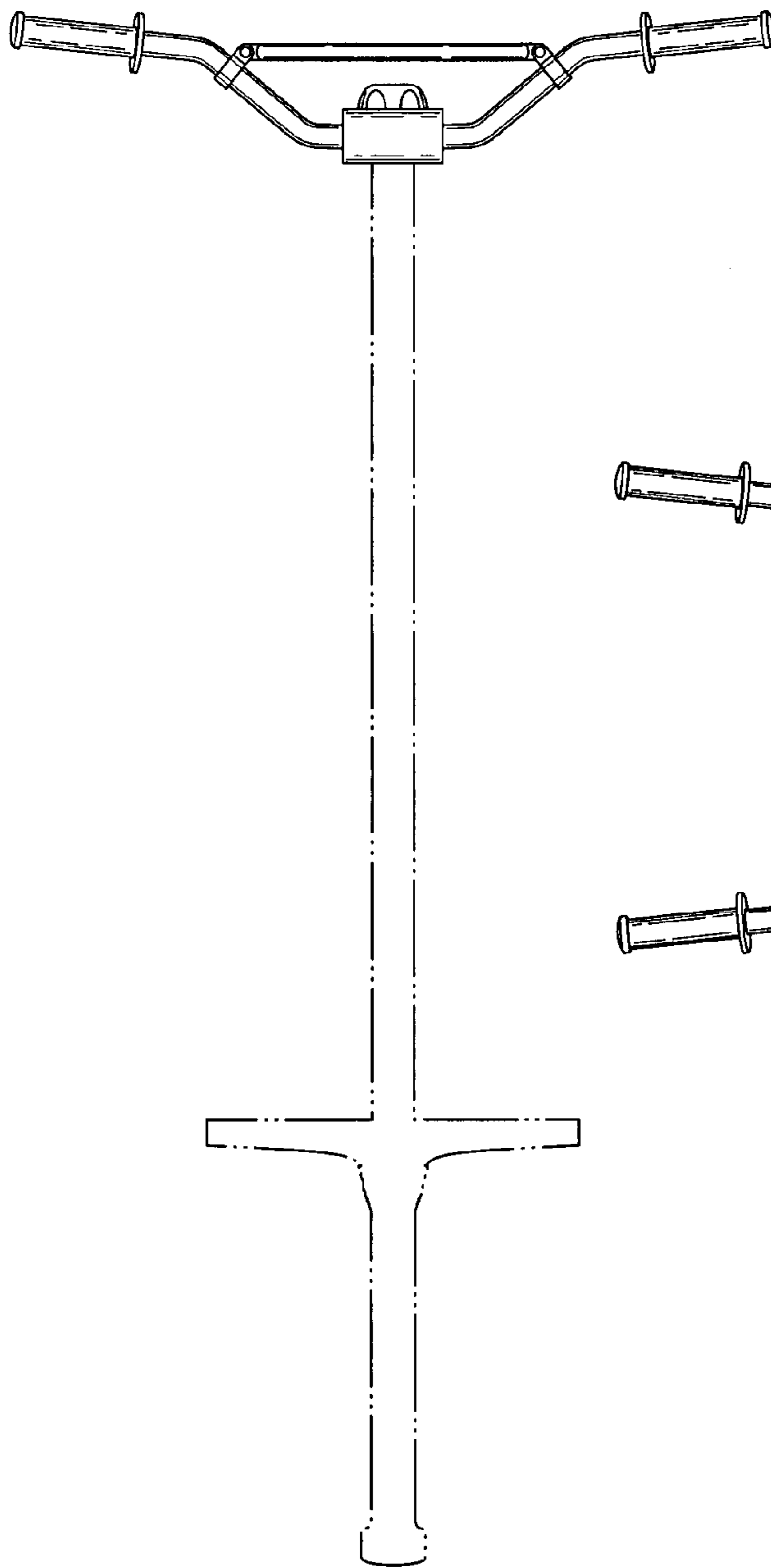
FIG. 6 is a perspective view.

The broken lines are included for the purpose of illustrating environmental structure; and form no part of the claimed design.

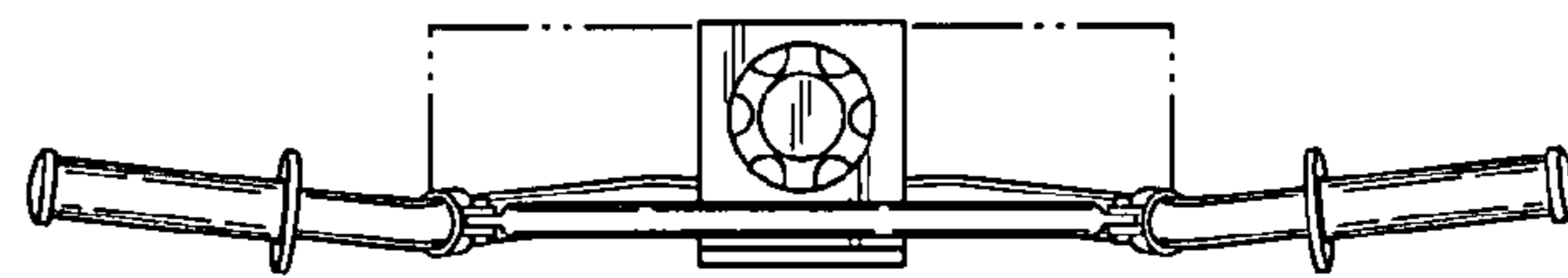
**1 Claim, 2 Drawing Sheets**



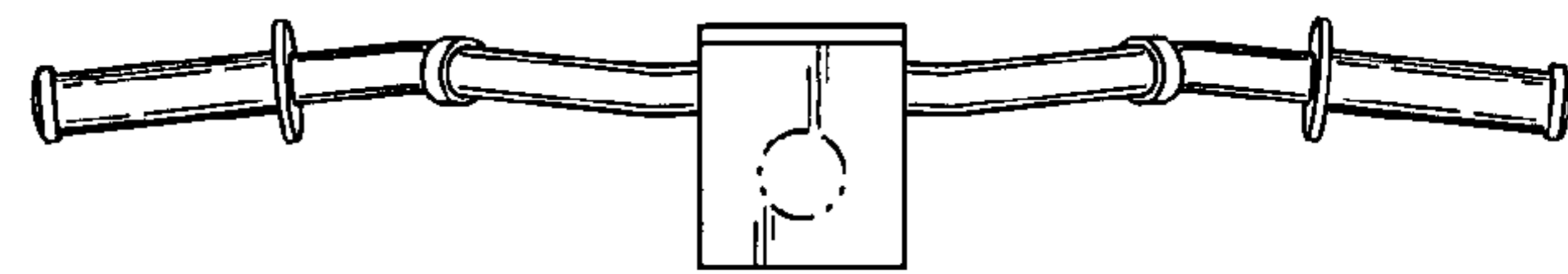
*Fig. 1*



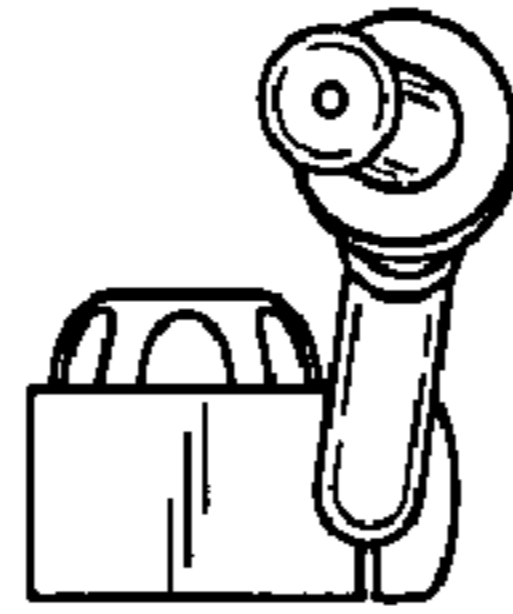
*Fig. 2*



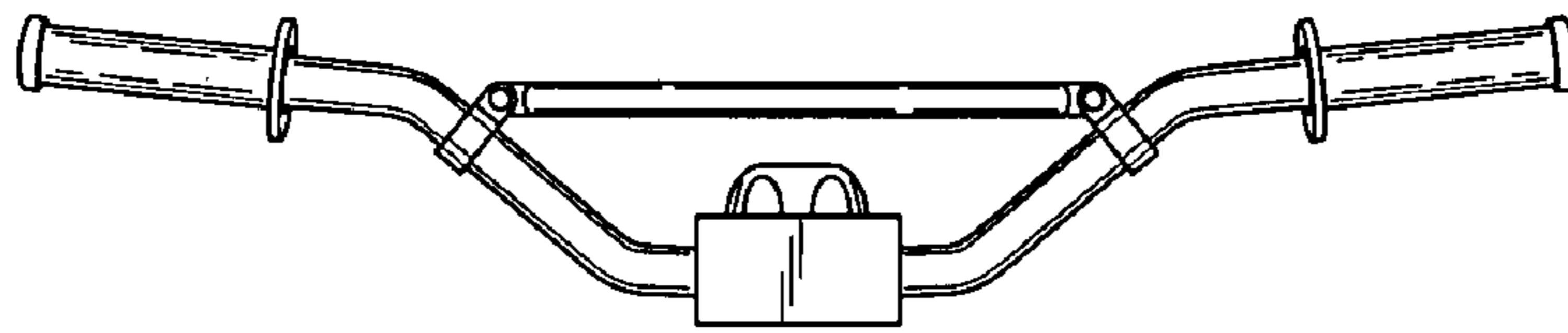
*Fig. 3*



*Fig. 4*



*Fig. 5*



*Fig. 6*

