

US00D574432S

(12) **United States Design Patent**
Kouda

(10) **Patent No.:** **US D574,432 S**

(45) **Date of Patent:** **** Aug. 5, 2008**

(54) **COATING FILM TRANSFER APPARATUS**

(75) Inventor: **Yoshinori Kouda**, Tokyo (JP)

(73) Assignee: **Tombow Pencil Co., Ltd.**, Tokyo (JP)

(**) Term: **14 Years**

(21) Appl. No.: **29/292,502**

(22) Filed: **Oct. 12, 2007**

(30) **Foreign Application Priority Data**

Apr. 19, 2007 (JP) 2007-010475

(51) **LOC (8) Cl.** **19-02**

(52) **U.S. Cl.** **D19/69**

(58) **Field of Classification Search** D19/66,
D19/67, 68, 69, 70; 156/523, 257, 540, 577;
206/411; 225/6, 25, 39, 77; 242/588, 588.1,
242/588.2, 588.3, 588.6, 5

See application file for complete search history.

(56) **References Cited**

U.S. PATENT DOCUMENTS

D424,619 S * 5/2000 Katami D19/69
D433,449 S * 11/2000 Fujiwara D19/53
D436,129 S * 1/2001 Fujihara D19/53
D438,567 S * 3/2001 Van Den Berg D19/69
D448,416 S * 9/2001 Kimura D19/69
D457,564 S * 5/2002 Kimura D19/53
D465,241 S * 11/2002 Suzuki D19/69
D466,938 S * 12/2002 Lee D19/69
D466,939 S * 12/2002 Lee D19/69

D492,355 S * 6/2004 Suzuki D19/69
6,761,200 B2 * 7/2004 Shinya 156/577
D544,543 S * 6/2007 Ono D19/69
D550,774 S * 9/2007 Kinugasa et al. D19/69

* cited by examiner

Primary Examiner—Cathron Brooks

Assistant Examiner—Austin Murphy

(74) *Attorney, Agent, or Firm*—Scott D. Wofsy; Edward Angell Palmer & Dodge LLP

(57) **CLAIM**

The ornamental design for a coating film transfer apparatus, as is shown and described.

DESCRIPTION

FIG. 1 is a front view of the coating film transfer apparatus of the subject invention;

FIG. 2 is a rear view of the coating film transfer apparatus of the subject invention;

FIG. 3 is a top view of the coating film transfer apparatus of the subject invention;

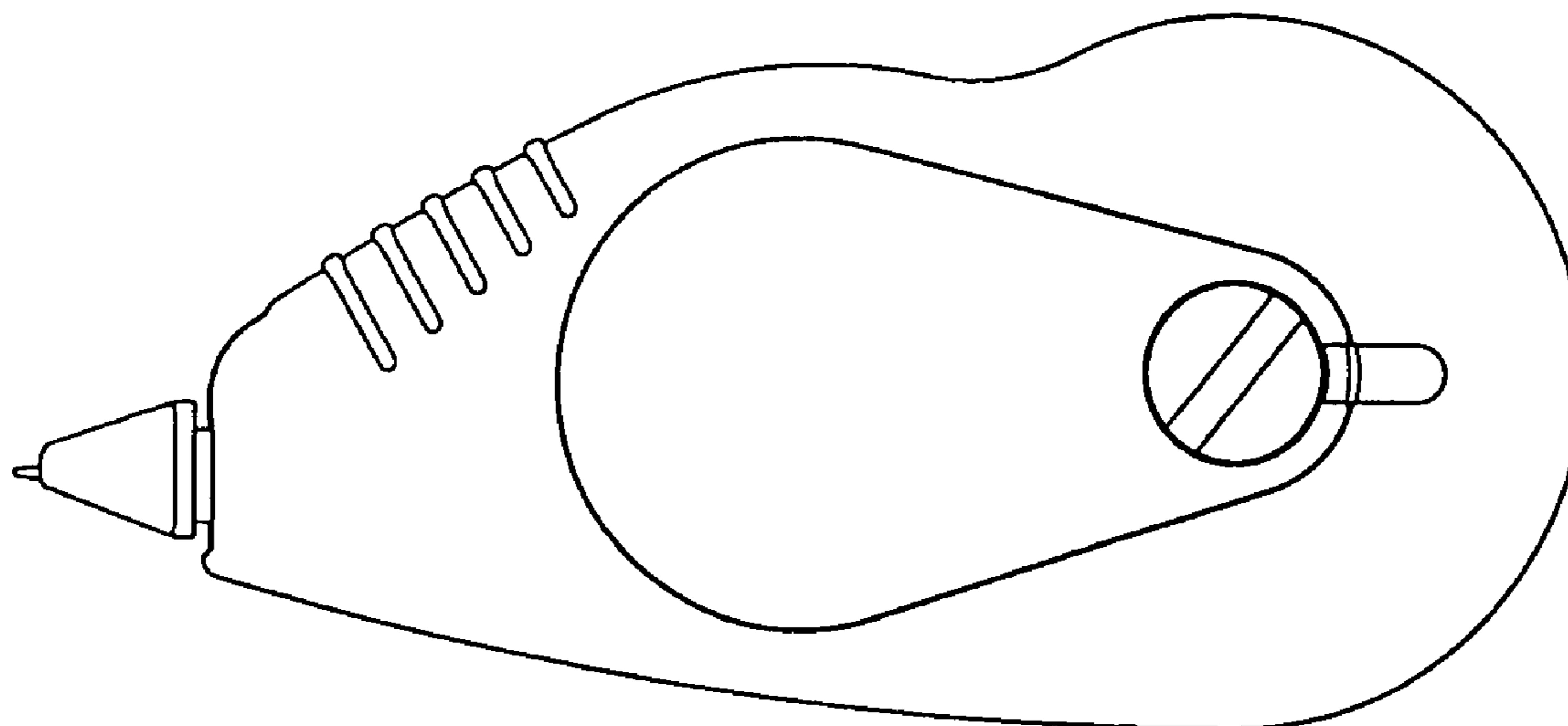
FIG. 4 is a bottom view of the coating film transfer apparatus of the subject invention;

FIG. 5 is a left side view of the coating film transfer apparatus of the subject invention;

FIG. 6 is a right side view of the coating film transfer apparatus of the subject invention; and,

FIG. 7 is a perspective view of the coating film transfer apparatus of the subject invention.

1 Claim, 7 Drawing Sheets



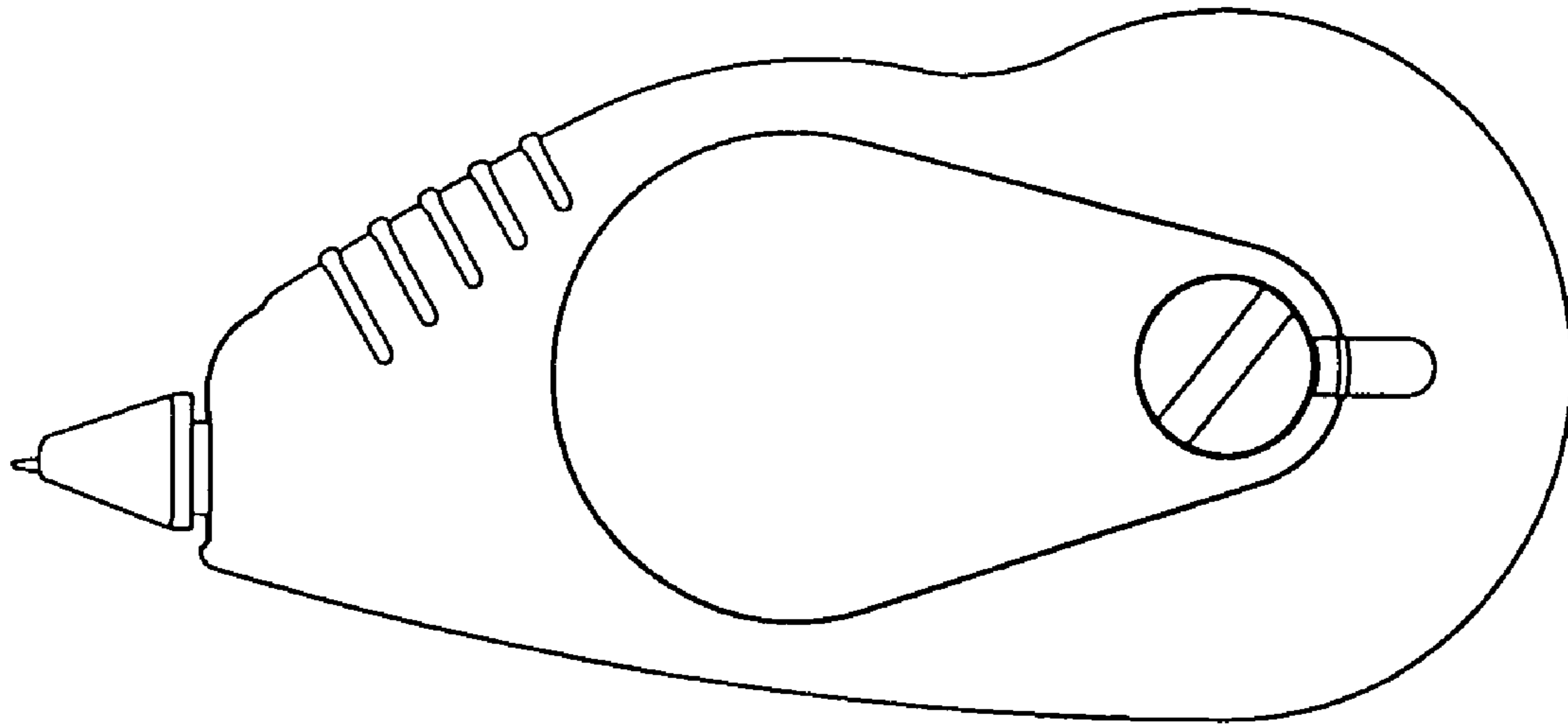


FIG. 1

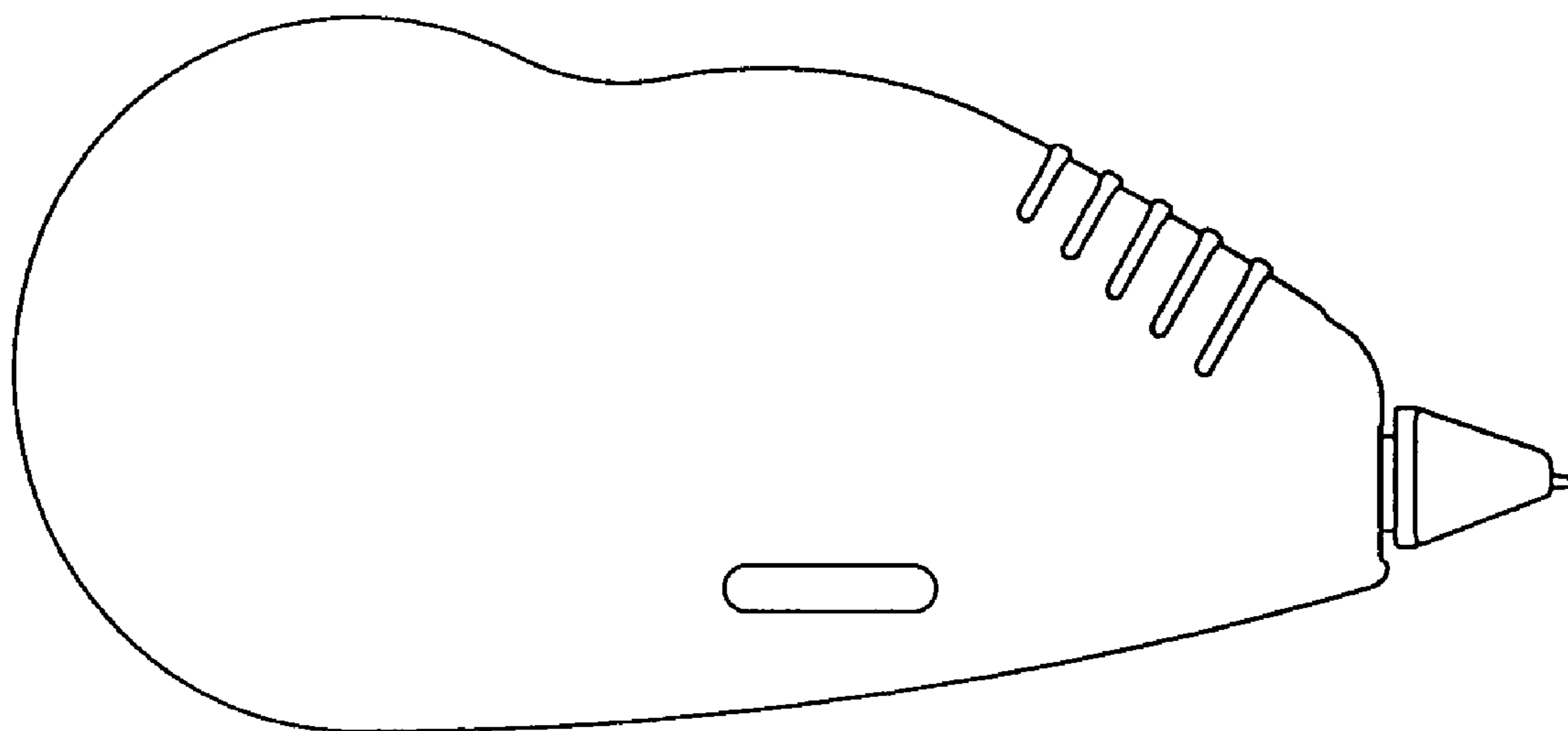


FIG. 2




FIG. 3




FIG. 4

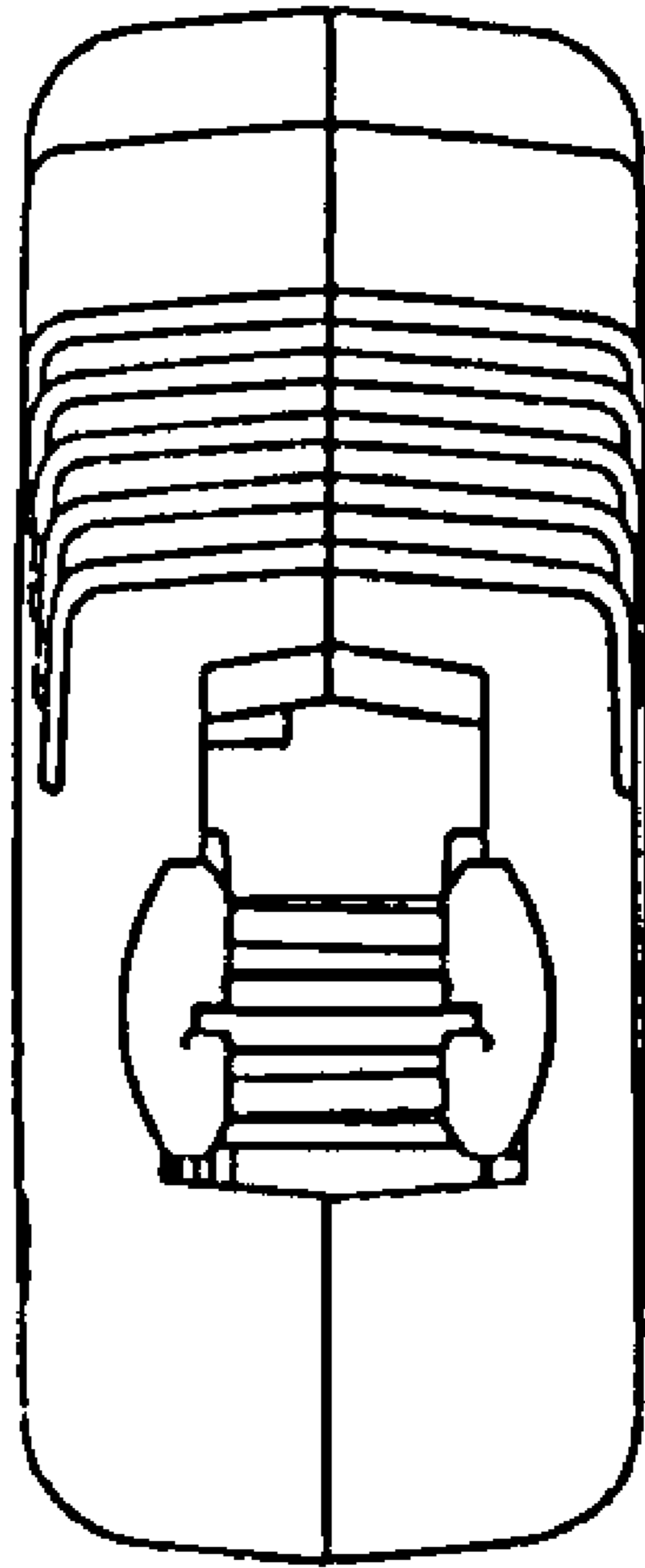


FIG. 5




FIG. 6

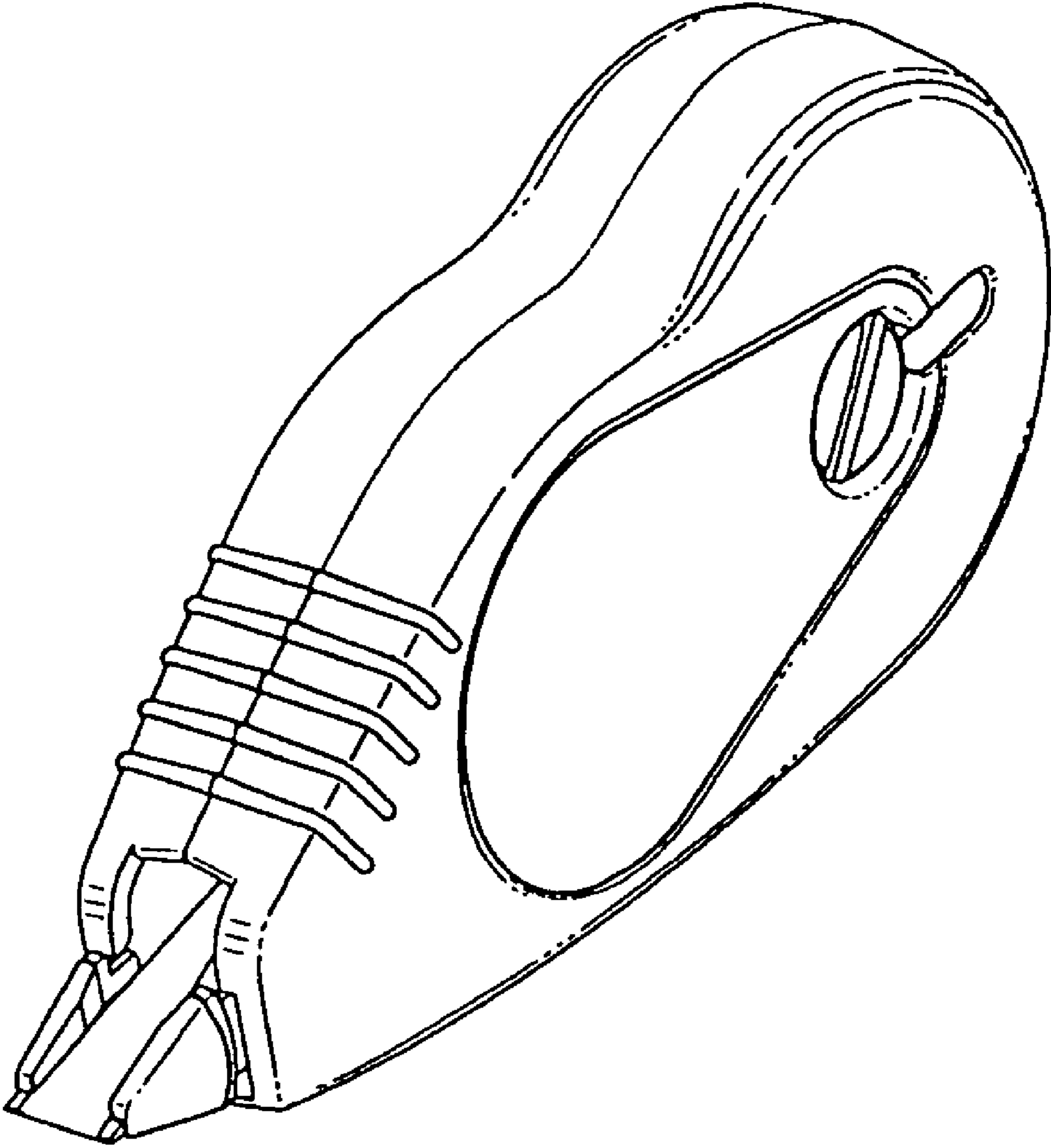


FIG. 7