



US00D574429S

(12) **United States Design Patent**
Kusaba et al.

(10) **Patent No.:** **US D574,429 S**
(45) **Date of Patent:** **** Aug. 5, 2008**

(54) **RETRACTABLE MARKING PEN**

7,059,796 B2 * 6/2006 Lewis et al. 401/107
7,220,073 B2 * 5/2007 Yoon 401/108

(75) Inventors: **Shun Kusaba**, Tokyo (JP); **Keiko Togawa**, Tokyo (JP)

FOREIGN PATENT DOCUMENTS

(73) Assignee: **Zebra Co., Ltd.**, Tokyo (JP)

DE DM/066576 * 4/2005

(**) Term: **14 Years**

* cited by examiner

(21) Appl. No.: **29/268,351**

Primary Examiner—Elizabeth A Albert

(22) Filed: **Nov. 3, 2006**

(74) *Attorney, Agent, or Firm*—Butzel Long

(30) **Foreign Application Priority Data**

(57) **CLAIM**

Jun. 19, 2006 (JP) 2006-015769

We claim the ornamental design for the retractable marking pen, as shown and described.

(51) **LOC (8) Cl.** **19-06**

DESCRIPTION

(52) **U.S. Cl.** **D19/48**

FIG. 1 is a front elevational view of the retractable marking pen showing our design with the point in the retracted position, the back elevational view thereof being a mirror image of the front elevational view thereof;

(58) **Field of Classification Search** D19/35,
D19/36, 41–51, 53–57; 24/11 R, 11 F, 11 P;
401/52, 99, 100, 104, 105, 106, 107, 108,
401/109, 192, 195, 196

FIG. 2 is a left side elevational view thereof;

See application file for complete search history.

FIG. 3 is a right side elevational view thereof;

(56) **References Cited**

U.S. PATENT DOCUMENTS

D92,581 S * 6/1934 Chesler D27/152
D146,335 S * 2/1947 Colomy D19/48
D286,546 S * 11/1986 Funahashi D19/43
D330,565 S * 10/1992 Dallaire D19/48
D354,984 S * 1/1995 Tsuji D19/36
D355,674 S * 2/1995 Moeck D19/48
D471,234 S * 3/2003 Okutani D19/57
D522,580 S * 6/2006 Shibata D19/51

FIG. 4 is a top view thereof;

FIG. 5 is a bottom view thereof;

FIG. 6 is a front elevational view of the retractable marking pen with the point in the extended position; and,

FIG. 7 is a perspective view of FIG. 1 with the point in the retracted position.

The stippling shown on the grip of the pen barrel represents a surface texture.

1 Claim, 7 Drawing Sheets

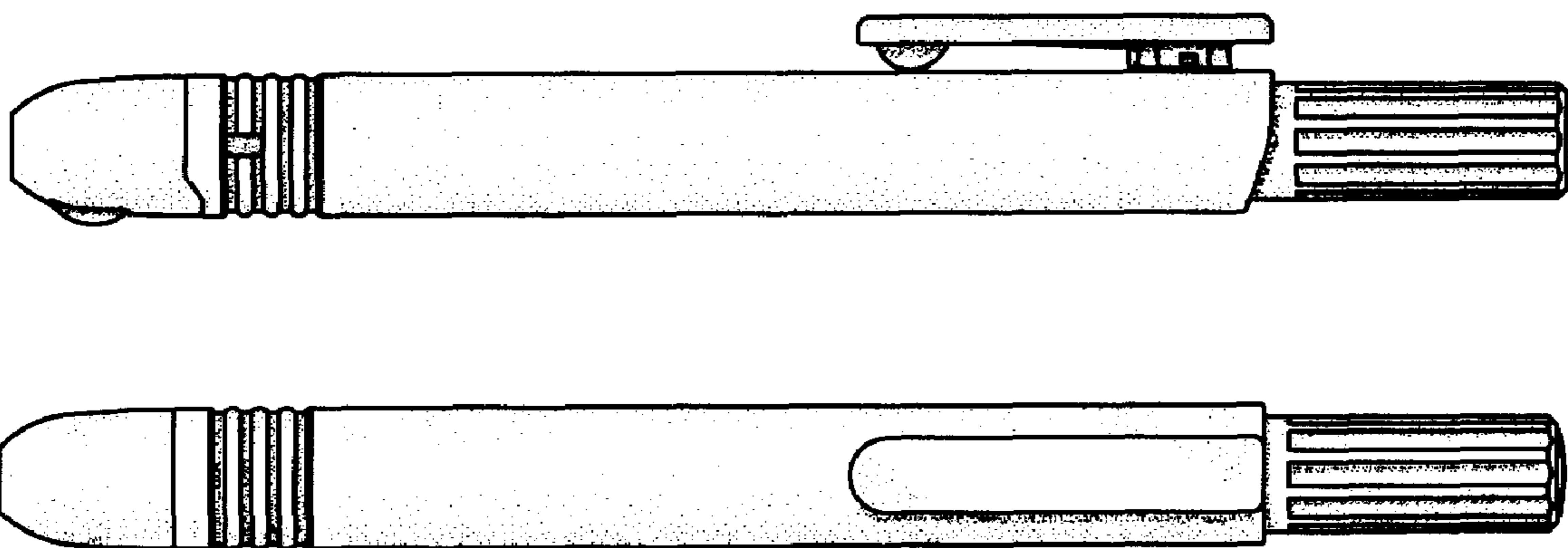


Fig. 1

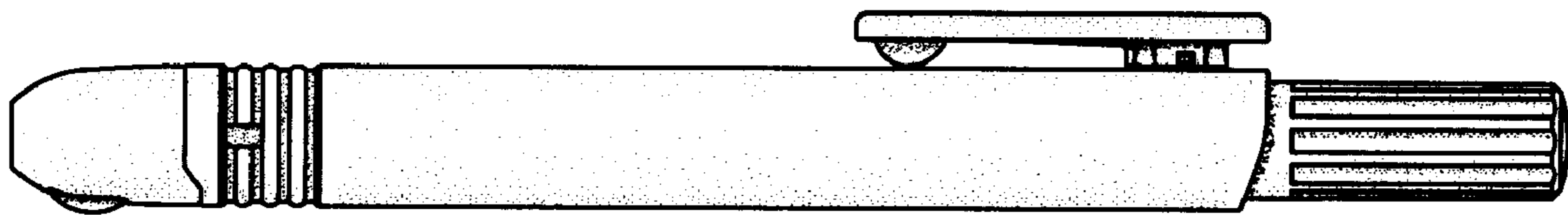


Fig. 2




Fig. 3

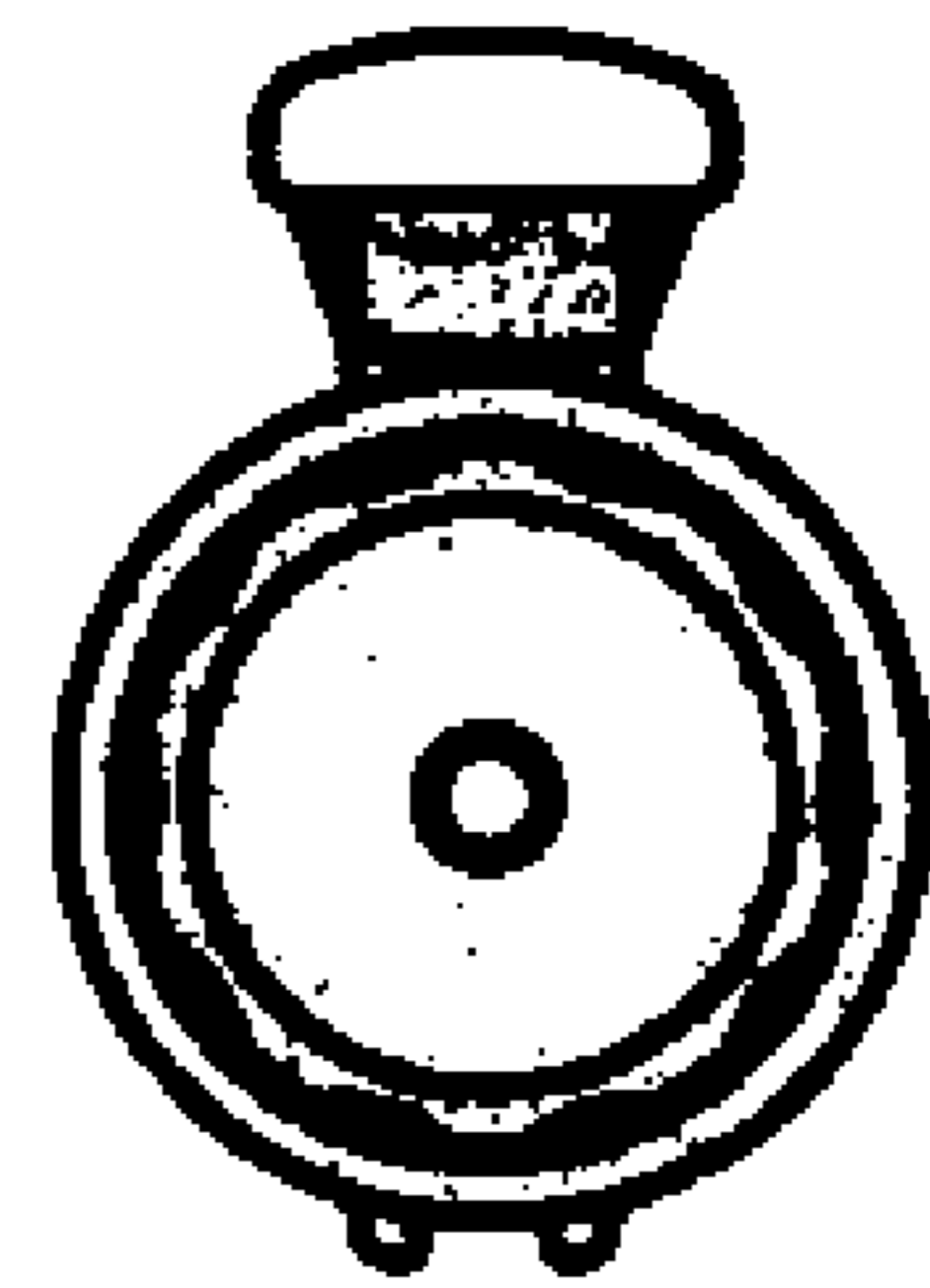


Fig. 4




Fig. 5

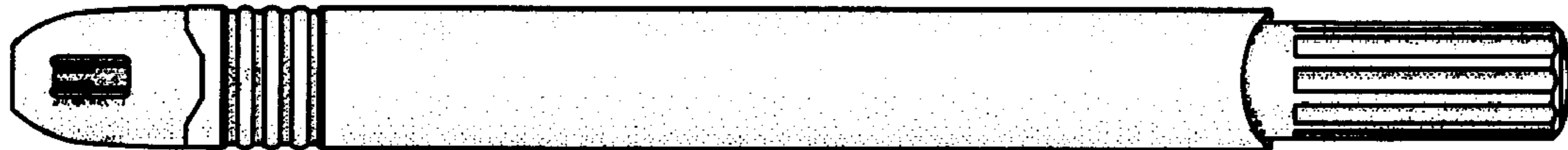


Fig. 6

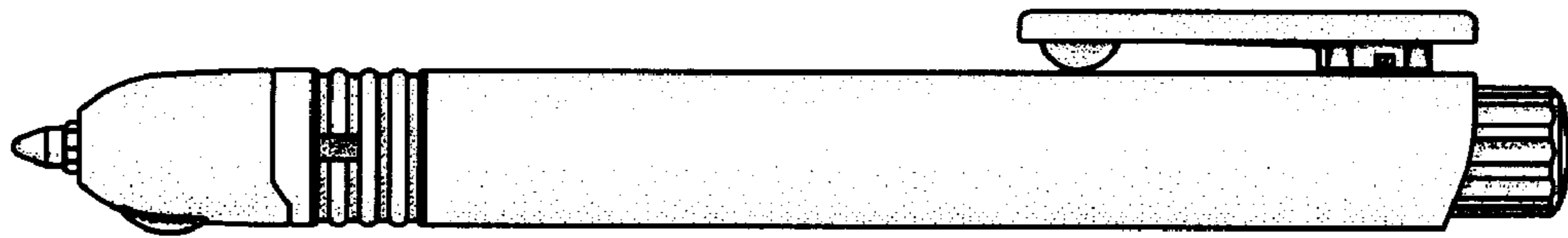


Fig. 7

