



US00D574420S

(12) **United States Design Patent**
Gaze et al.

(10) **Patent No.:** **US D574,420 S**
(45) **Date of Patent:** **** Aug. 5, 2008**

(54) **DOCUMENT HANDLING APPARATUS**

(75) Inventors: **Martin Gaze**, Surrey (GB); **Angus Davidson**, Surrey (GB)

(73) Assignee: **De La Rue International Limited**, Basingstoke (GB)

(**) Term: **14 Years**

(21) Appl. No.: **29/287,850**

(22) Filed: **Sep. 27, 2007**

(30) **Foreign Application Priority Data**

Apr. 5, 2007 (EM) 000705769-0007

(51) **LOC (8) Cl.** **18-01**

(52) **U.S. Cl.** **D18/3.3; D14/308**

(58) **Field of Classification Search** D14/308,
D14/314, 441; D18/3.1-3.3, 4.1-4.6, 12.1-12.3,
D18/46-49; D99/28, 34, 35, 43, 99; 209/534;
382/135

See application file for complete search history.

(56) **References Cited**

U.S. PATENT DOCUMENTS

- D81,411 S * 6/1930 Shipley D18/4.2
- D103,626 S * 3/1937 Beria D18/4.2
- D422,274 S * 4/2000 Jean et al. D14/441
- D439,254 S * 3/2001 Zhao D14/441
- D445,124 S * 7/2001 Naito D18/3.3

- D454,421 S * 3/2002 Jeon et al. D99/28
- D477,349 S * 7/2003 Osada D18/3.1
- D477,350 S * 7/2003 Gonzalez D18/3.1
- D481,519 S * 10/2003 Lee D99/34
- 6,864,990 B1 * 3/2005 Nickerson et al. 382/135
- D534,705 S * 1/2007 Kang et al. D99/28
- 2002/0108891 A1 * 8/2002 Dunlop et al. 209/534

* cited by examiner

Primary Examiner—Caron D. Veynar

Assistant Examiner—Garth Rademaker

(74) *Attorney, Agent, or Firm*—Oliff & Berridge, PLC

(57) **CLAIM**

The ornamental design for a document handling apparatus, as shown and described.

DESCRIPTION

FIG. 1 is a perspective view of a document handling apparatus;

FIG. 2 is a front view thereof;

FIG. 3 is a top view thereof;

FIG. 4 is a right-side view thereof, shown at a reduced scale;

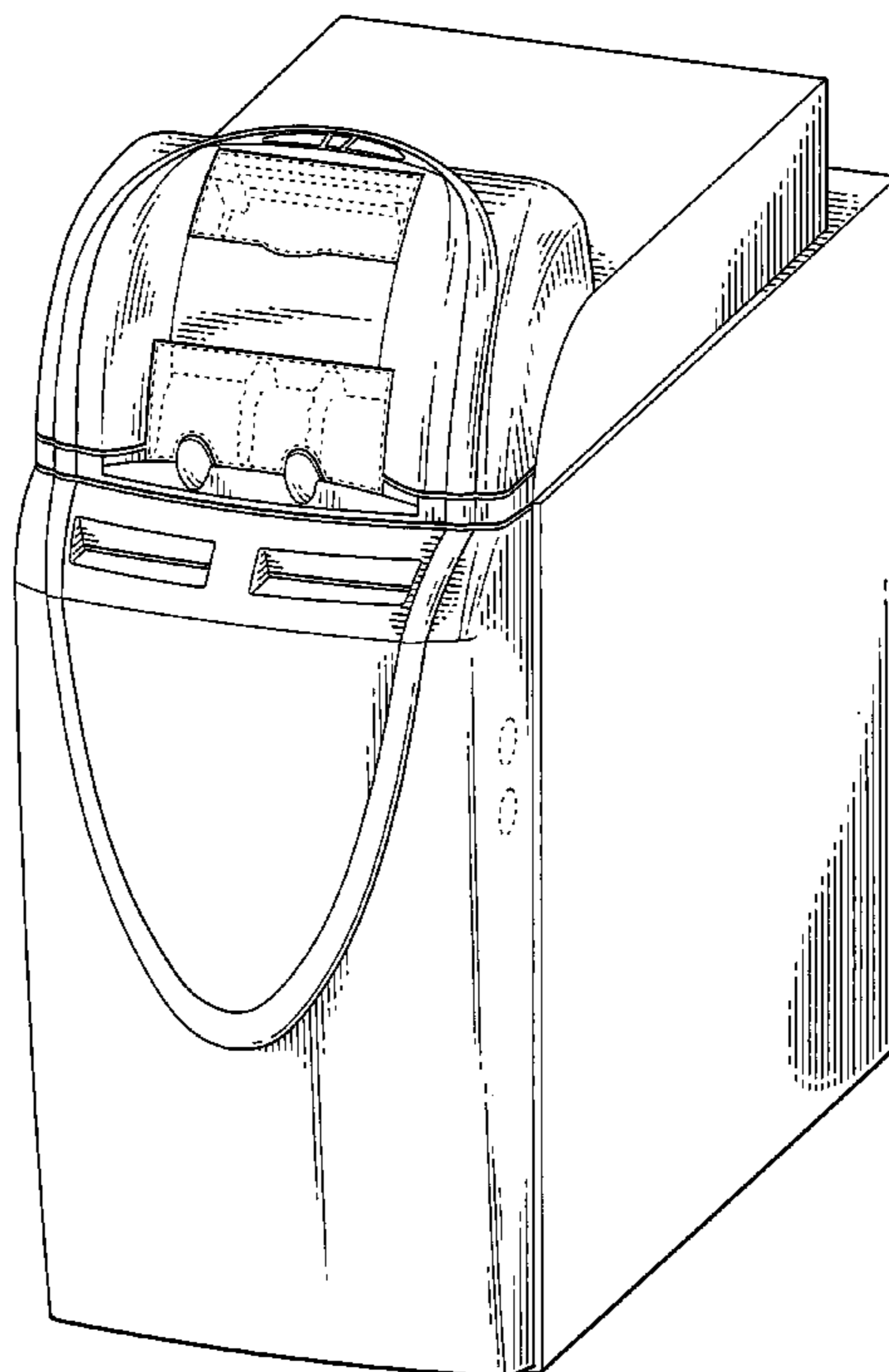
FIG. 5 is a left-side view thereof, shown at a reduced scale;

FIG. 6 is a bottom view thereof; and,

FIG. 7 is a rear view thereof.

The broken lines depict environmental subject matter only and form no part of the claimed design.

1 Claim, 7 Drawing Sheets



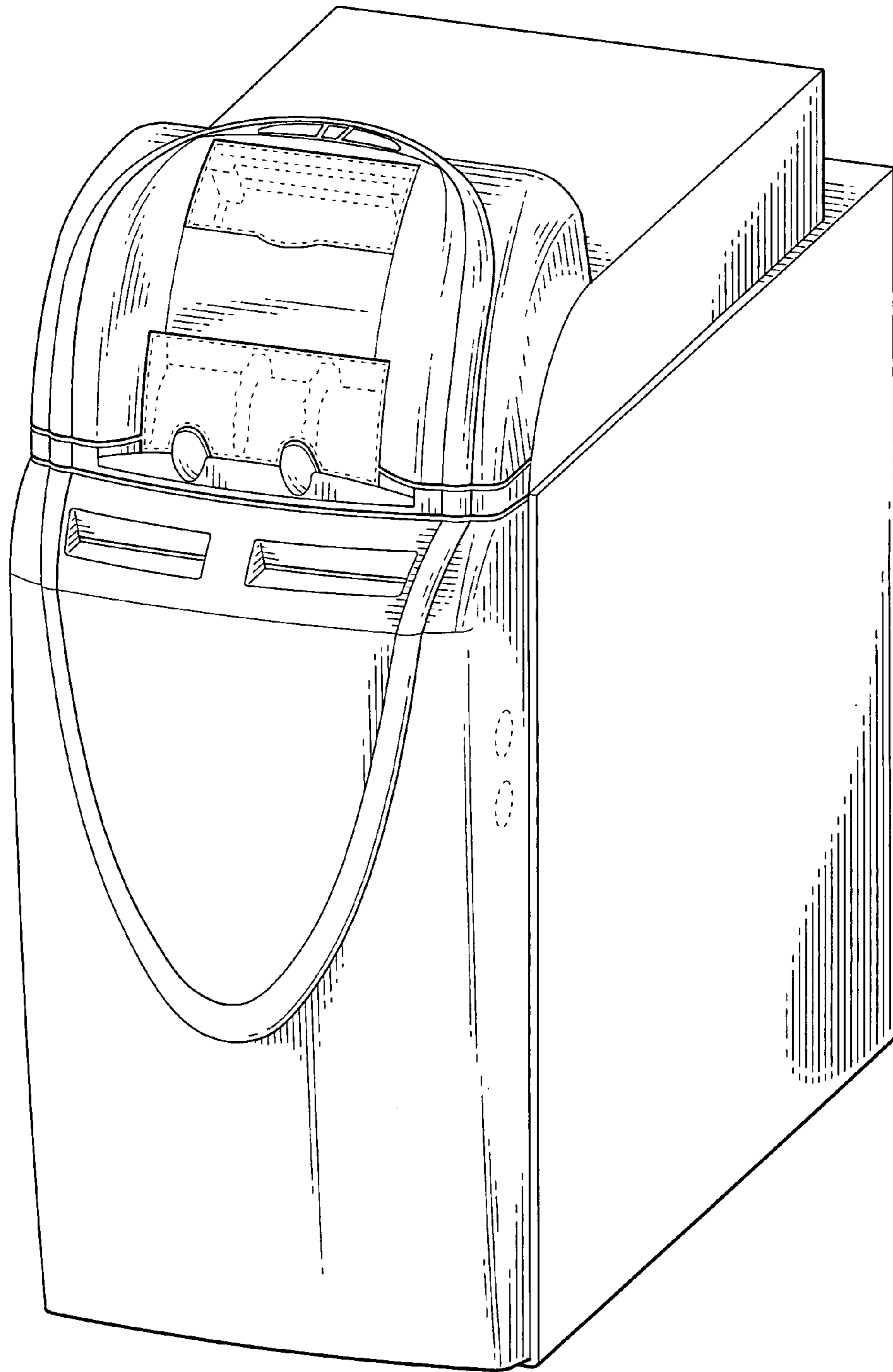


FIG. 1

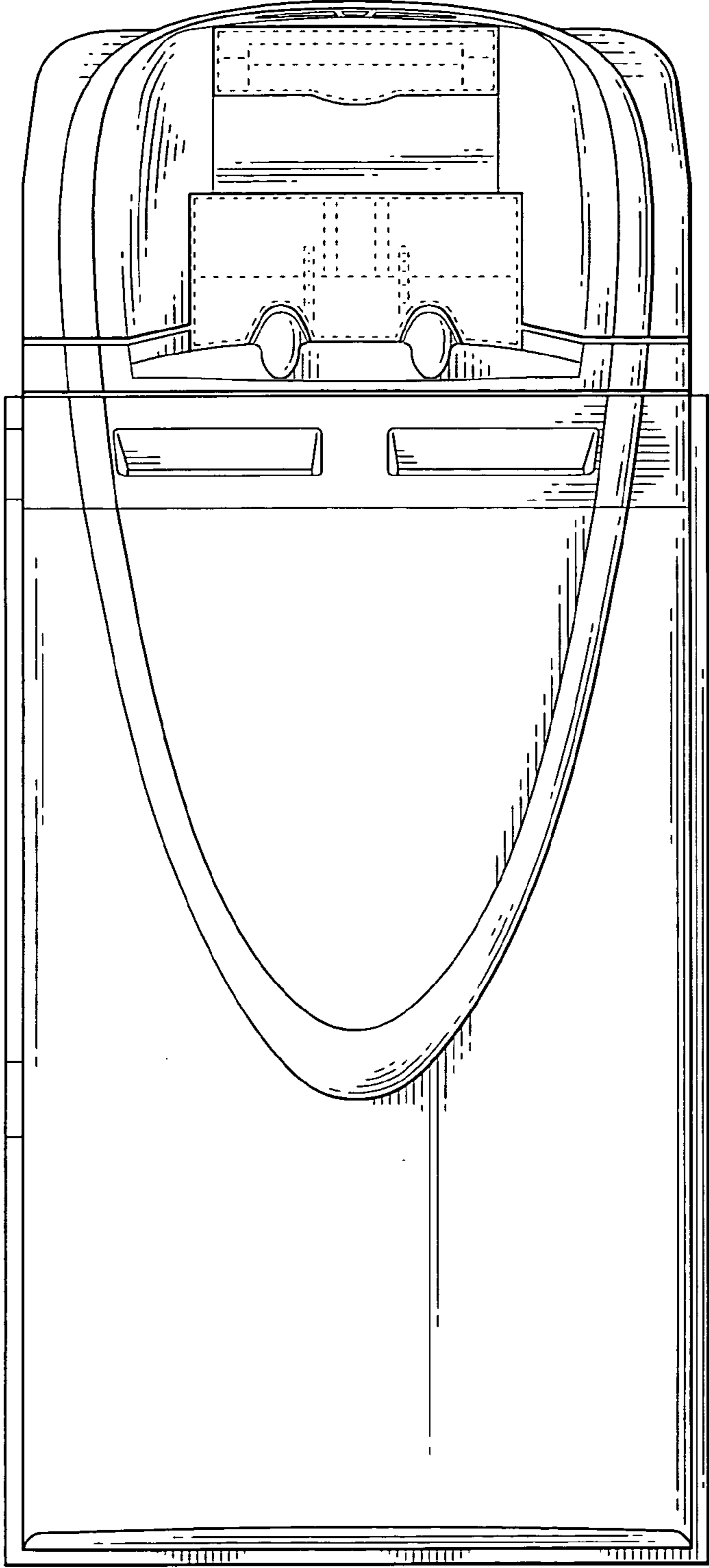


FIG. 2




FIG. 3




FIG. 4

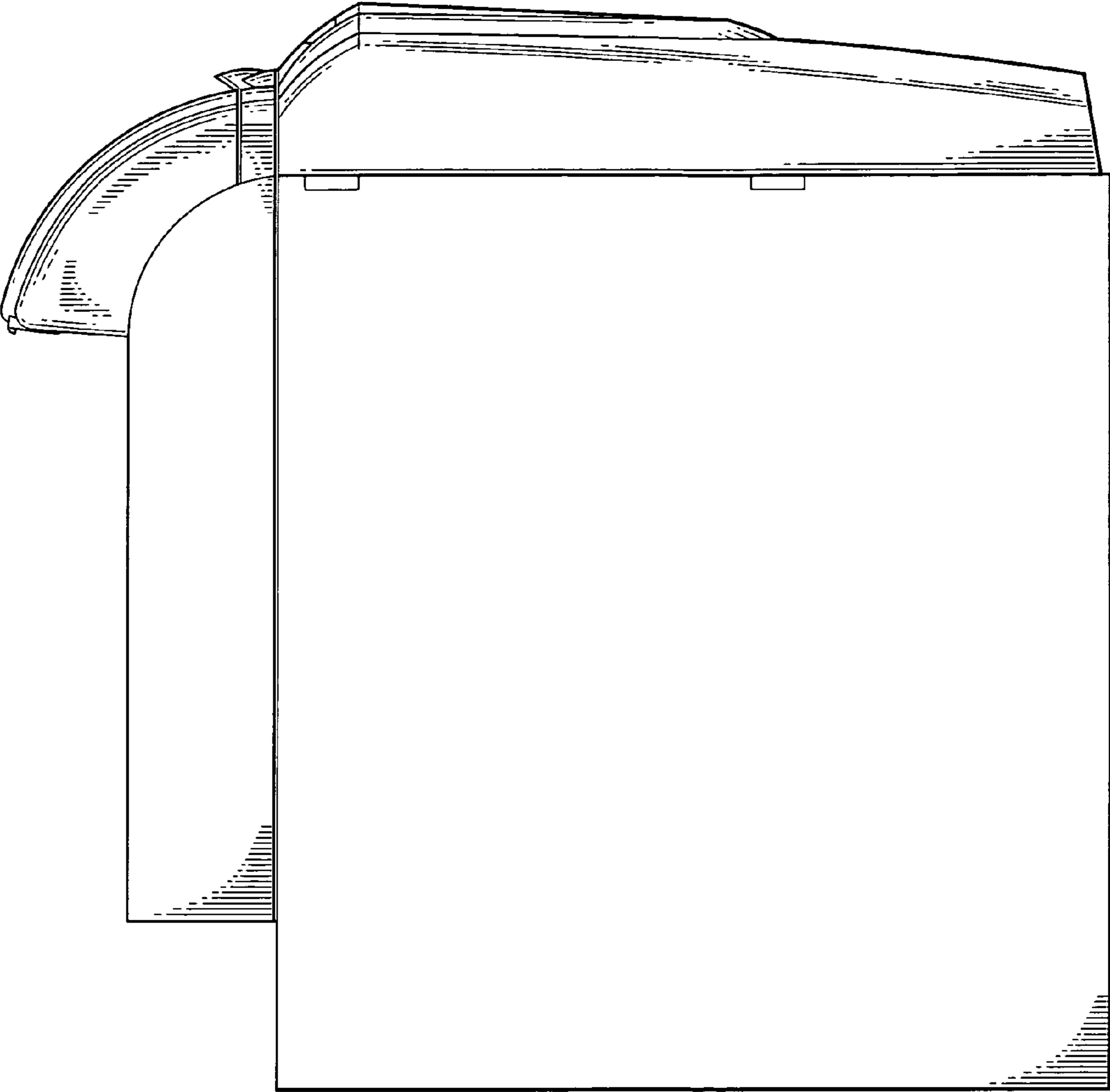


FIG. 5




FIG. 6




FIG. 7