



US00D574403S

(12) **United States Design Patent**  
**Brady**

(10) **Patent No.:** **US D574,403 S**  
(45) **Date of Patent:** **\*\* Aug. 5, 2008**

(54) **HARD ROCK PERCUSSION DRILL BIT WITH PARABOLOID PCD INSERTS**

(75) Inventor: **William J. Brady**, Creve Coeur, MO (US)

(73) Assignee: **The William J. Brady Loving Trust**, Creve Coeur, MO (US)

(\*\*) Term: **14 Years**

(21) Appl. No.: **29/277,766**

(22) Filed: **Mar. 9, 2007**

(51) **LOC (8) Cl.** ..... **15-09**

(52) **U.S. Cl.** ..... **D15/139**

(58) **Field of Classification Search** ..... D8/70; D15/21, 131, 132, 138, 139; 76/108; 175/336, 175/374, 389, 400, 408, 409, 410, 411, 414, 175/415, 418, 419, 420; 279/96, 103  
See application file for complete search history.

(56) **References Cited**

**U.S. PATENT DOCUMENTS**

2,725,216	A *	11/1955	Brown	.....	175/389
3,258,077	A *	6/1966	Phipps	.....	175/389
3,952,819	A	4/1976	Adcock		
3,955,635	A	5/1976	Skidmore		
4,022,287	A	5/1977	Lundstrom		
4,051,912	A	10/1977	White		
4,106,578	A	8/1978	Beyer		
4,296,825	A *	10/1981	Larsson	.....	175/426
4,304,312	A	12/1981	Larsson		
RE30,952	E	6/1982	White		
4,716,976	A	1/1988	Isakov		
4,771,834	A	9/1988	Treitz		
5,575,342	A	11/1996	Hedlund		
5,743,345	A *	4/1998	Hollar et al.	.....	175/401
5,794,728	A	8/1998	Palmberg		

5,947,215	A *	9/1999	Lundell	.....	175/426
5,984,030	A *	11/1999	Larsson et al.	.....	175/414
6,276,467	B1 *	8/2001	Ingmarsson	.....	175/415
6,655,480	B1	12/2003	Boyd		
6,658,968	B2 *	12/2003	Linden et al.	.....	175/414
D496,948	S *	10/2004	Charland et al.	.....	D15/139
6,938,710	B2	9/2005	Simmons		
D524,333	S *	7/2006	Brady	.....	D15/139
7,325,633	B2 *	2/2008	Linden et al.	.....	175/414
2001/0003318	A1 *	6/2001	Hulkkonen	.....	175/415
2004/0050592	A1 *	3/2004	Carlstrom et al.	.....	175/415
2004/0069540	A1 *	4/2004	Kriesels et al.	.....	175/393
2005/0161264	A1 *	7/2005	Bjork	.....	175/418

**OTHER PUBLICATIONS**

Brunner & Ray Drilling Accessories, catalog, 1997, pp. 1-13, No. 97 DRC, US.

\* cited by examiner

*Primary Examiner*—Sandra Snapp

*Assistant Examiner*—Patricia Palasik

(74) *Attorney, Agent, or Firm*—Senniger Powers LLP

(57) **CLAIM**

The ornamental design for a hard rock percussion drill bit with paraboloid PCD inserts, as shown and described.

**DESCRIPTION**

FIG. 1 is a greatly enlarged side elevational view of a hard rock percussion drill bit embodying the invention.

FIG. 2 is a top plan view thereof.

FIG. 3 is a bottom view thereof.

FIG. 4 is a side elevation thereof, as rotated 90° from the FIG. 1 position, and partially fragmented and broken away to illustrate the interiorly threaded bore at the bottom end; and,

FIG. 5 is a perspective view of thereof.

**1 Claim, 4 Drawing Sheets**

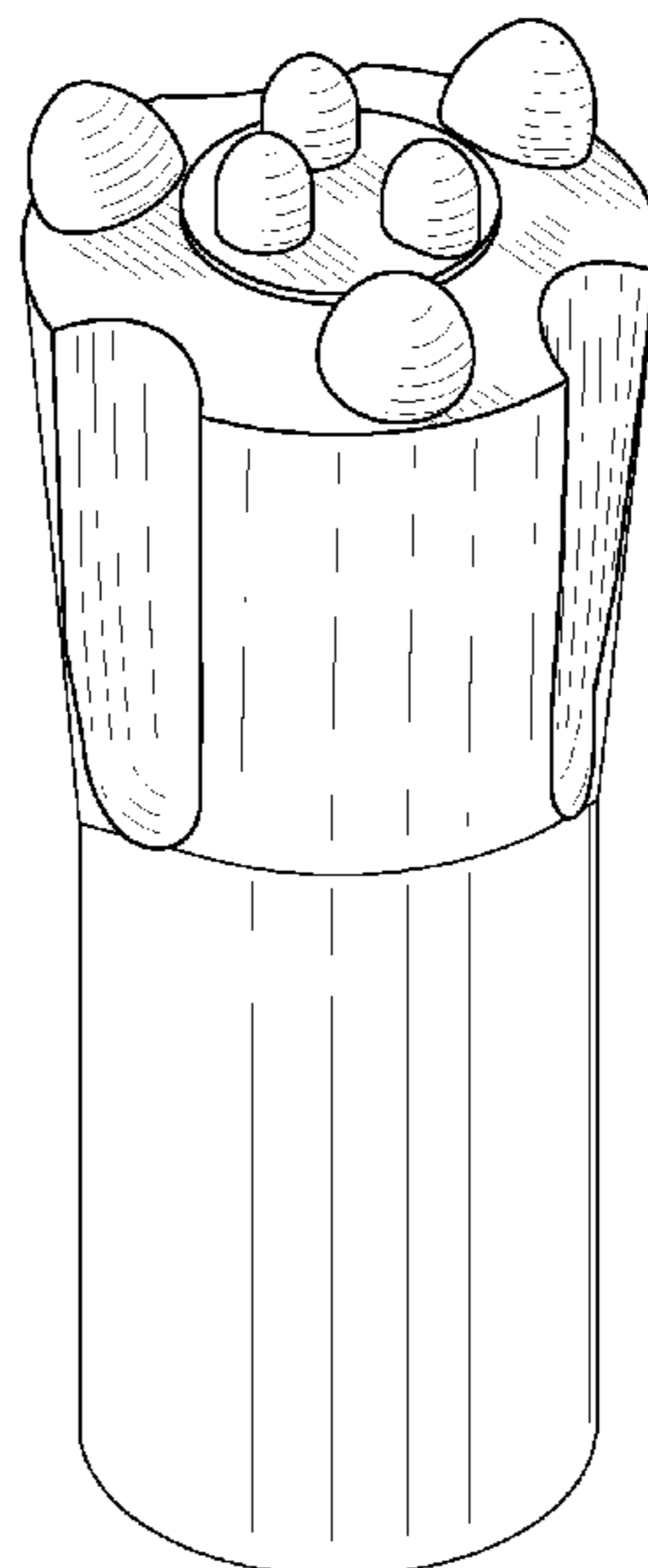


FIG. 1

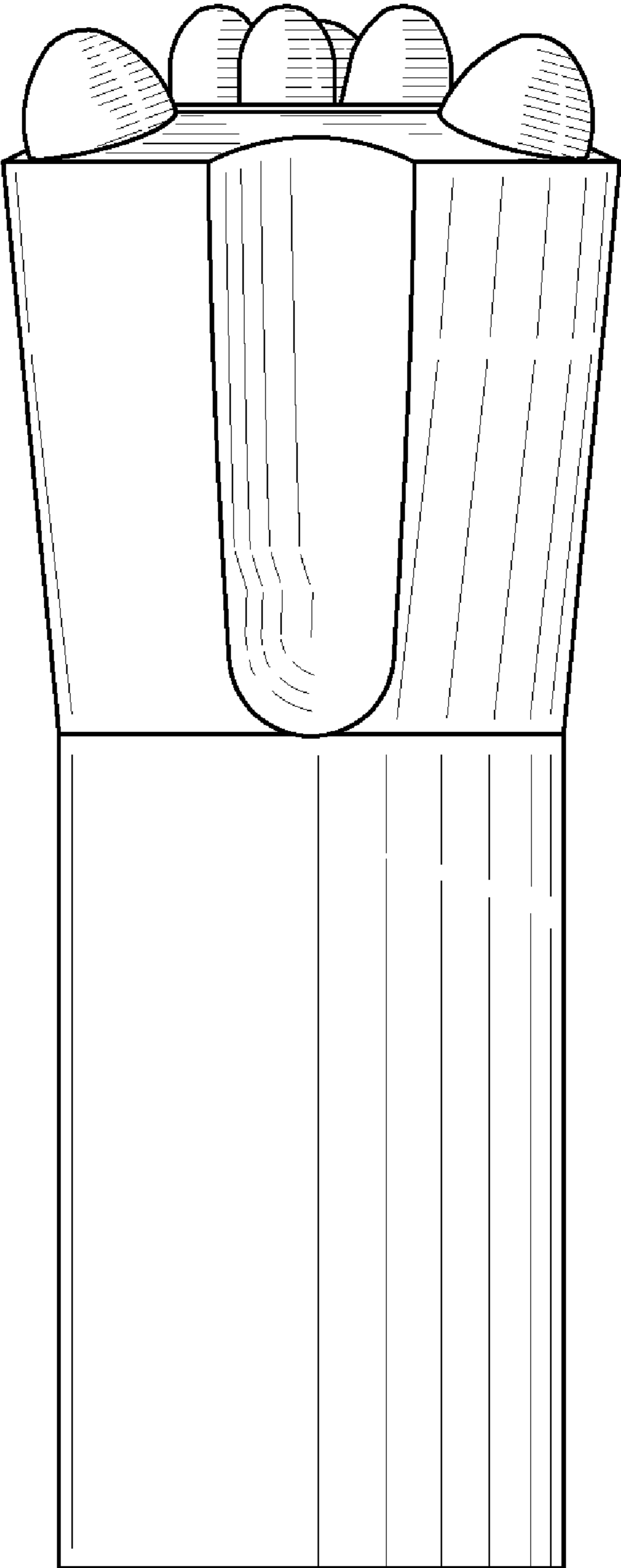


FIG. 2




FIG. 3

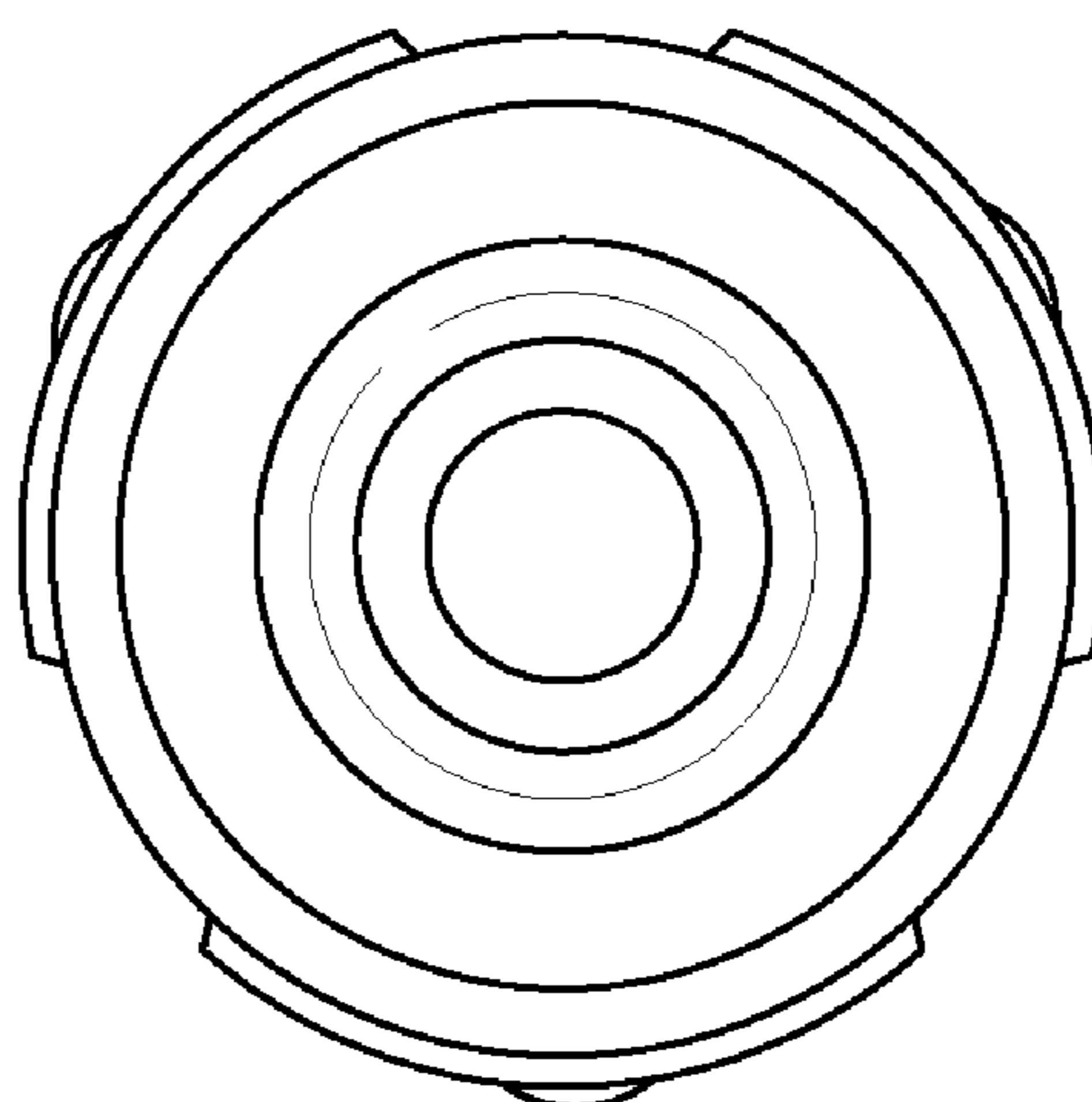


FIG. 4

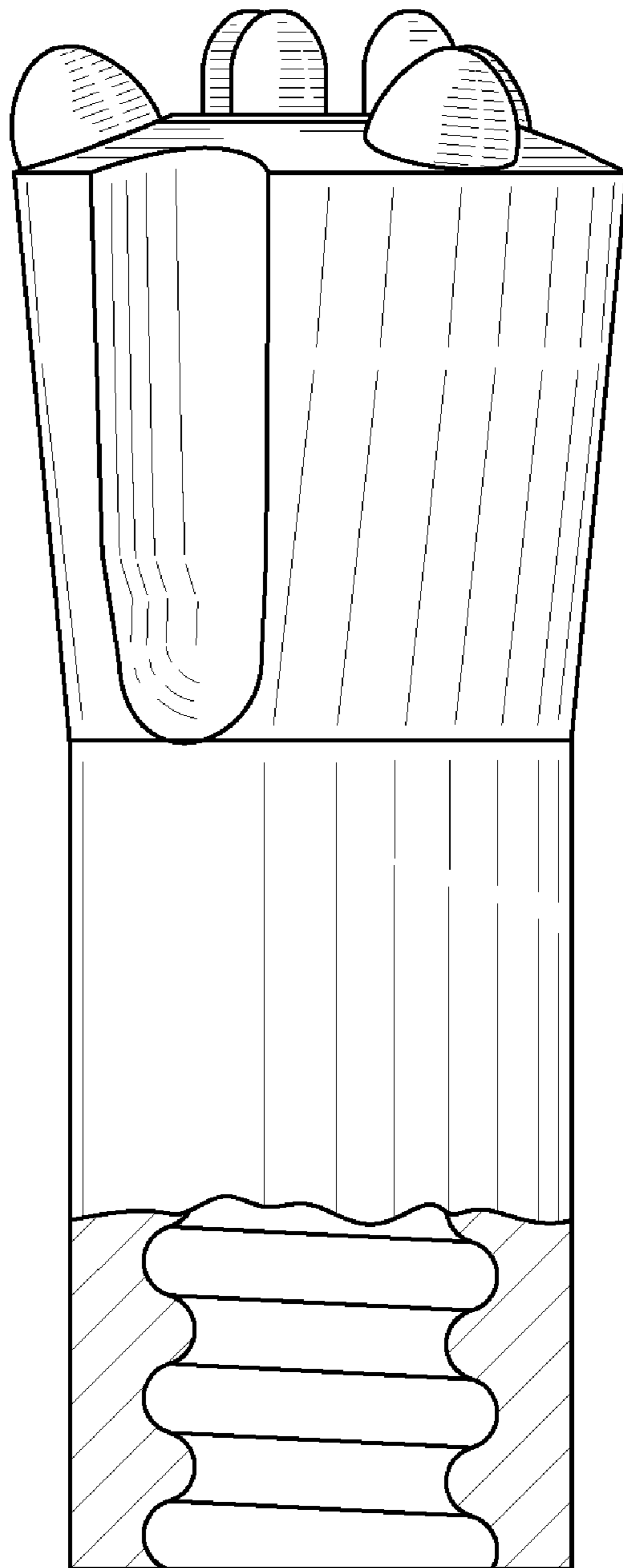


FIG. 5

