



US00D574402S

(12) **United States Design Patent**
Thomas et al.

(10) **Patent No.:** **US D574,402 S**
(45) **Date of Patent:** **** Aug. 5, 2008**

(54) **WATERWAY**

(75) Inventors: **Kurt Judson Thomas**, Indianapolis, IN (US); **Alfred Charles Nelson**, Carmel, IN (US); **Derek Allen Brown**, Lizton, IN (US); **Brian Alan Enlow**, Fishers, IN (US); **Jeffrey L. Moore**, Frankfort, IN (US)

(73) Assignee: **Nasco Corporation of Indiana**, Indianapolis, IN (US)

(**) Term: **14 Years**

(21) Appl. No.: **29/292,237**

(22) Filed: **Oct. 3, 2007**

(51) **LOC (8) Cl.** **15-09**

(52) **U.S. Cl.** **D15/138**

(58) **Field of Classification Search** D15/138,
D15/139, 199; D23/259, 266; 4/677, 678;
137/270, 359, 625.17; 251/118, 149.8, 368;
285/26, 124.4, 124.5

See application file for complete search history.

(56) **References Cited**

U.S. PATENT DOCUMENTS

3,965,936 A	6/1976	Lyon	
4,397,330 A *	8/1983	Hayman	137/270
4,754,993 A *	7/1988	Kraynick	285/124.4
5,100,565 A	3/1992	Fujiwara et al.	
5,219,185 A	6/1993	Oddenino	
5,437,345 A *	8/1995	Schmidt et al.	182/129
5,582,438 A *	12/1996	Wilkins et al.	285/26
5,669,595 A	9/1997	Bytheway	
5,960,490 A	10/1999	Pitch	
5,979,489 A	11/1999	Pitch	
6,023,796 A	2/2000	Pitch	
6,062,251 A	5/2000	Pitch	

6,079,447 A	6/2000	Holzheimer et al.	
6,161,230 A	12/2000	Pitsch	
6,170,098 B1	1/2001	Pitsch	
6,286,808 B1	9/2001	Slothower et al.	
6,609,732 B1	8/2003	Souvatzidis et al.	
6,640,357 B1 *	11/2003	Chang	4/675
7,063,105 B1 *	6/2006	Chen	137/625.17
2002/0100510 A1 *	8/2002	Otelli	137/627.17
2003/0183286 A1 *	10/2003	Yang	137/625.17
2006/0174955 A1 *	8/2006	Huang	137/625.17
2007/0044852 A1 *	3/2007	Pinette	137/606

* cited by examiner

Primary Examiner—Sandra Snapp

Assistant Examiner—Patricia Palasik

(74) *Attorney, Agent, or Firm*—Baker & Daniels LLP

(57) **CLAIM**

The ornamental design for a waterway, as shown and described.

DESCRIPTION

FIG. 1 is an upper perspective view of the waterway, with certain elements shown in broken lines;

FIG. 2 is a lower perspective view the waterway of FIG. 1;

FIG. 3 is a front elevational view of the waterway of FIG. 1;

FIG. 4 is a rear elevational view of the waterway of FIG. 1;

FIG. 5 is a left side elevational view of the waterway of FIG. 1;

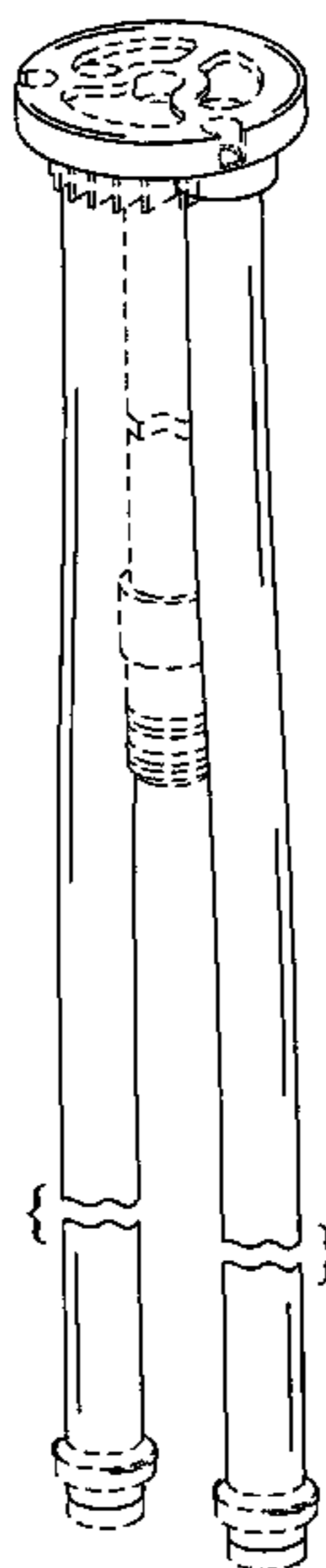
FIG. 6 is a right side elevational view of the waterway of FIG. 1;

FIG. 7 is a top plan view of the waterway of FIG. 1; and,

FIG. 8 is a bottom plan view of the waterway of FIG. 1.

The broken lines in FIGS. 1–8 are for illustrative purposes only and form no part of the claimed design.

1 Claim, 4 Drawing Sheets



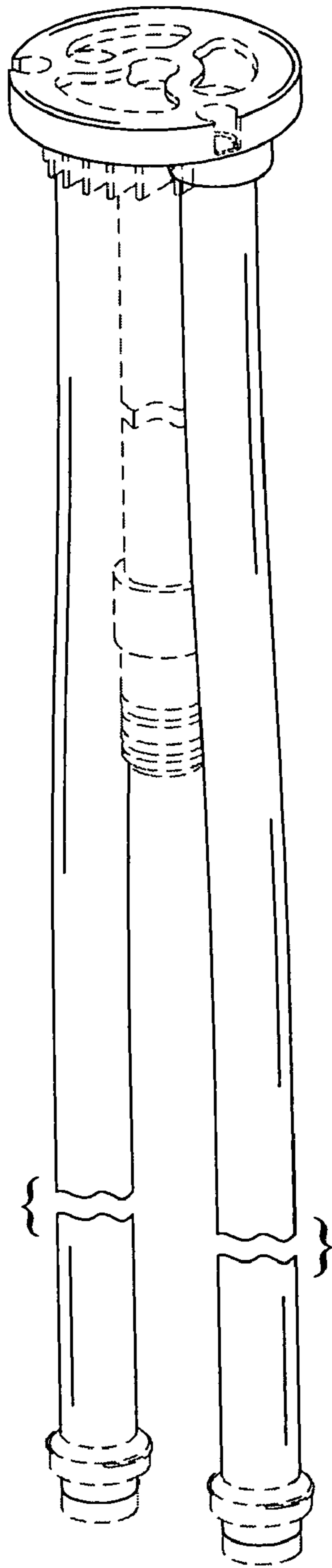


FIG. 1

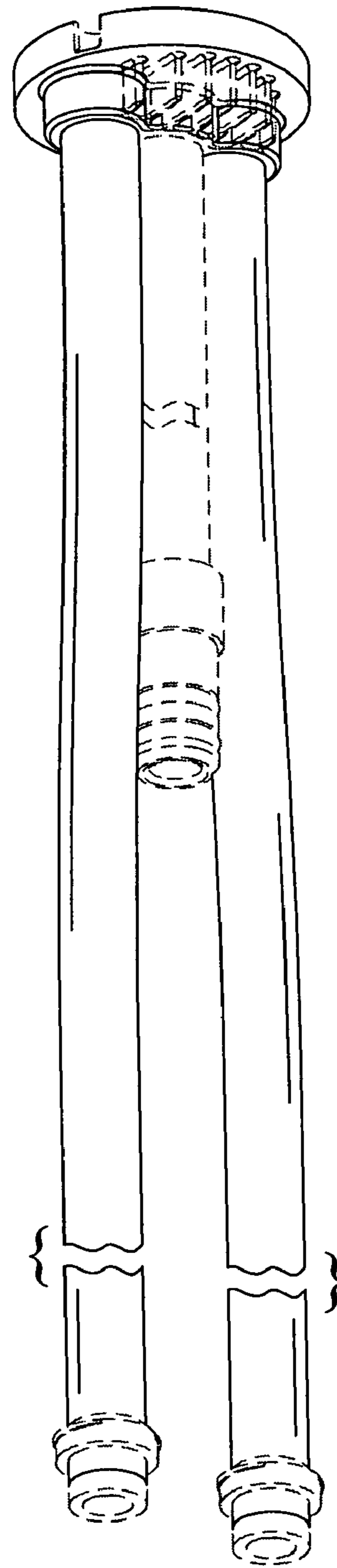


FIG. 2

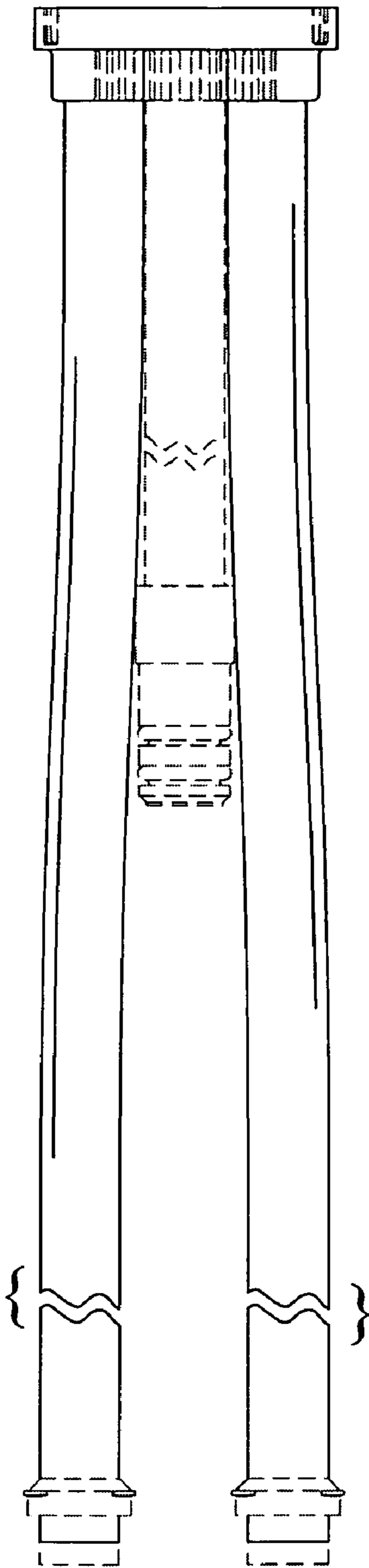


FIG. 3

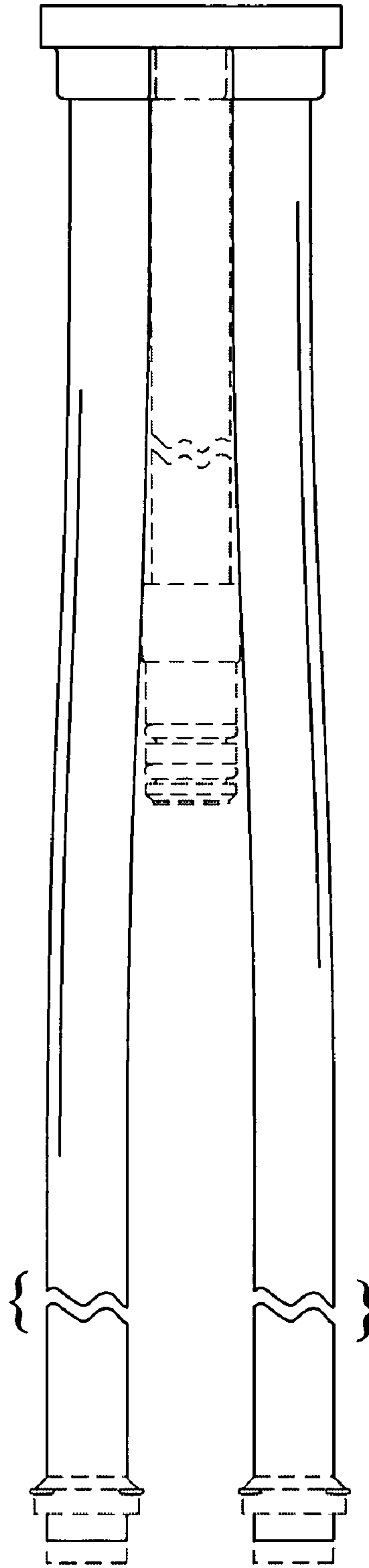


FIG. 4

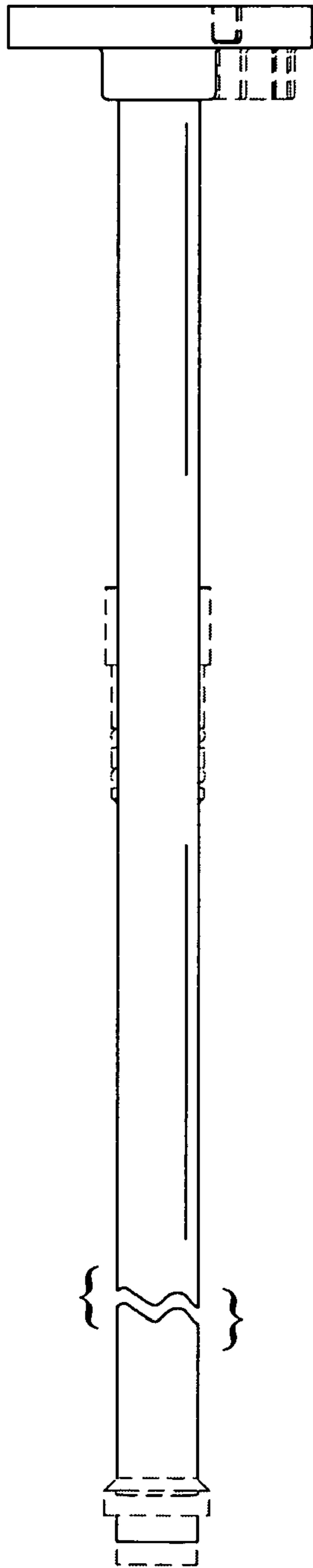


FIG. 5

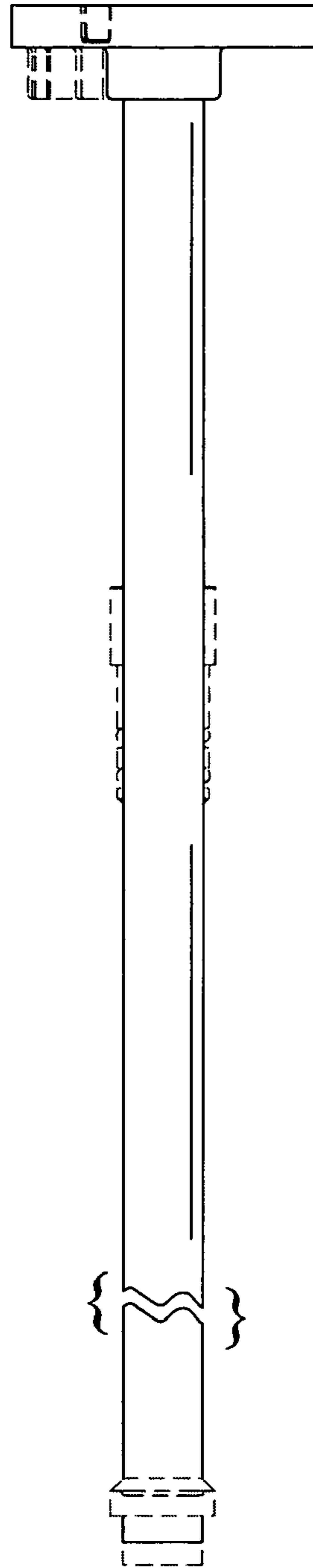


FIG. 6

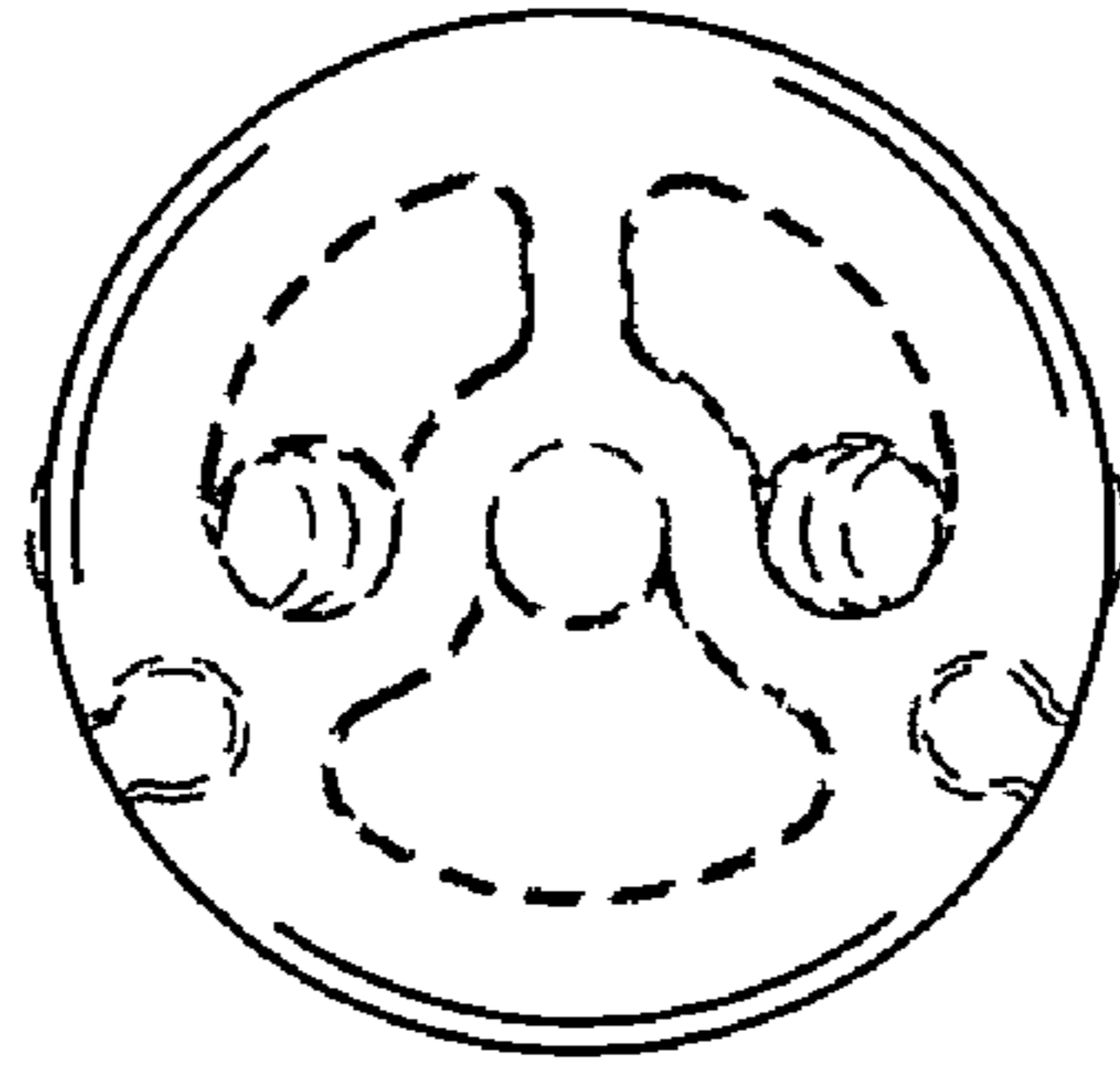


FIG. 7

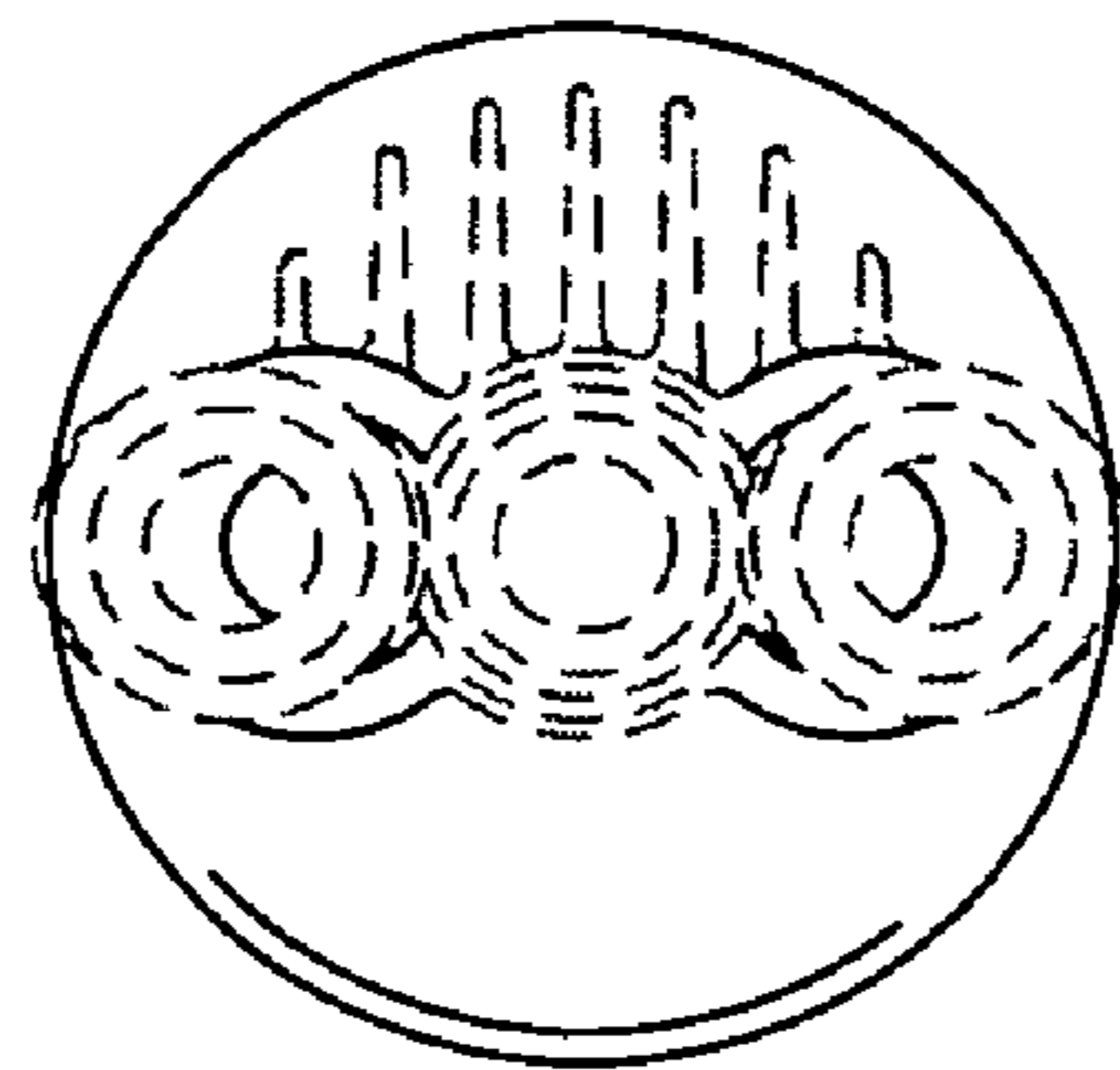


FIG. 8

UNITED STATES PATENT AND TRADEMARK OFFICE
CERTIFICATE OF CORRECTION

PATENT NO. : Des. 574,402 S
APPLICATION NO. : 29/292237
DATED : August 5, 2008
INVENTOR(S) : Kurt Judson Thomas et al.

Page 1 of 1

It is certified that error appears in the above-identified patent and that said Letters Patent is hereby corrected as shown below:

Title Page Item (73) Assignee should read:

-- Masco Corporation of Indiana --.

Signed and Sealed this

Twenty-third Day of September, 2008

A handwritten signature in black ink that reads "Jon W. Dudas". The signature is written in a cursive style with a large, stylized initial 'J'.

JON W. DUDAS

Director of the United States Patent and Trademark Office