



US00D574392S

(12) **United States Design Patent**
Kwag et al.

(10) **Patent No.:** **US D574,392 S**
(45) **Date of Patent:** **** Aug. 5, 2008**

(54) **VIDEO IMAGE DISPLAY FOR PORTABLE PHONE**

(75) Inventors: **Mi Na Kwag**, Yongin-si (KR); **Nho Kyung Hong**, Seoul (KR); **Hee Joung Cho**, Seoul (KR); **Su Jung Youn**, Uijeongbu-si (KR)

(73) Assignee: **Samsung Electronics Co., Ltd.**, Suwon-Si (KR)

(**) Term: **14 Years**

(21) Appl. No.: **29/287,051**

(22) Filed: **Jun. 21, 2007**

(30) **Foreign Application Priority Data**

Dec. 28, 2006 (KR) 30-2006-0051926

(51) **LOC (8) Cl.** **14-04**

(52) **U.S. Cl.** **D14/486**

(58) **Field of Classification Search** D14/485-495;
715/215, 228, 700, 703, 716, 719, 721, 727,
715/730, 736, 753, 763, 771, 779, 782, 783,
715/810, 811, 812, 813, 819, 820, 821, 822,
715/823, 824, 825, 828, 835, 836, 837, 838,
715/839, 840, 841, 843, 845, 846, 847, 848,
715/849, 850; 345/426, 473, 901, 902, 949,
345/952, 955, 960; 348/14.03; 455/556.2;
725/40, 41, 43, 44, 52, 53, 61

See application file for complete search history.

(56) **References Cited**

U.S. PATENT DOCUMENTS

D540,336 S * 4/2007 Kim et al. D14/485
D541,293 S * 4/2007 Harvey et al. D14/488
D550,687 S * 9/2007 Cho et al. D14/486
D553,632 S * 10/2007 Harvey et al. D14/486

D554,657 S * 11/2007 Kim et al. D14/486
D555,661 S * 11/2007 Kim D14/486
D560,226 S * 1/2008 Jung et al. D14/486
2005/0257170 A1 * 11/2005 Kim et al. 715/825
2006/0031784 A1 * 2/2006 Makela 715/850
2006/0150125 A1 * 7/2006 Gupta et al. 715/864
2007/0101297 A1 * 5/2007 Forstall et al. 715/841
2007/0240079 A1 * 10/2007 Flynt et al. 715/810
2007/0271527 A1 * 11/2007 Paas et al. 715/810

* cited by examiner

Primary Examiner—Cathron Brooks

Assistant Examiner—Angela J Lee

(74) *Attorney, Agent, or Firm*—Staas & Halsey LLP

(57) **CLAIM**

The ornamental design for a video image display for portable phone, as shown and described.

DESCRIPTION

FIG. 1 is a perspective view of a video image display for portable phone;

FIG. 2 is a front view of the video image display for portable phone of FIG. 1;

FIG. 3 is an enlarged front view of the video image display for portable phone of FIG. 1, shown without the broken line portable phone for convenience of illustration.

FIG. 4 is another embodiment of the video image display for portable phone of FIG. 1; and,

FIG. 5 is another embodiment of the vide image display for portable phone of FIG. 1.

Features shown in dash lines in the drawings form no part of the claimed design.

The broken line showing of a portable phone is included for the purpose of illustrating environmental structure and forms no part of the claimed design.

1 Claim, 5 Drawing Sheets

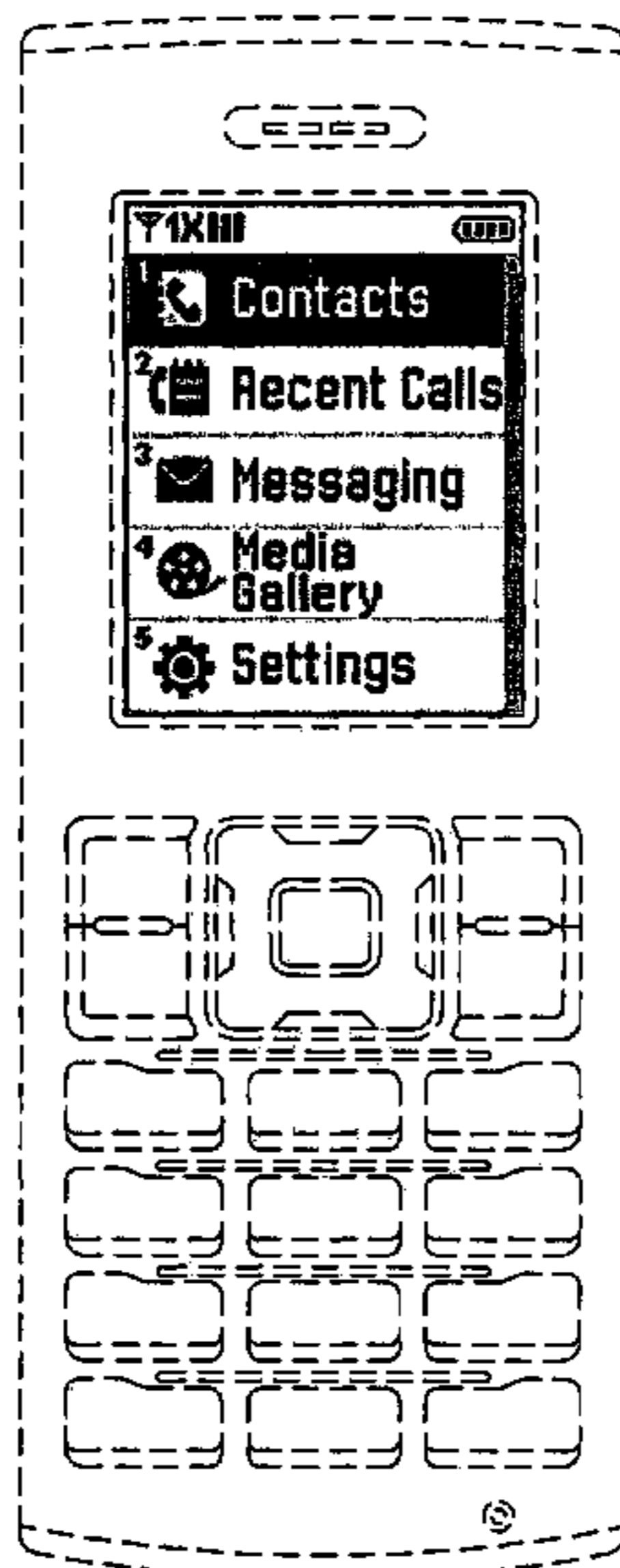


FIG. 1

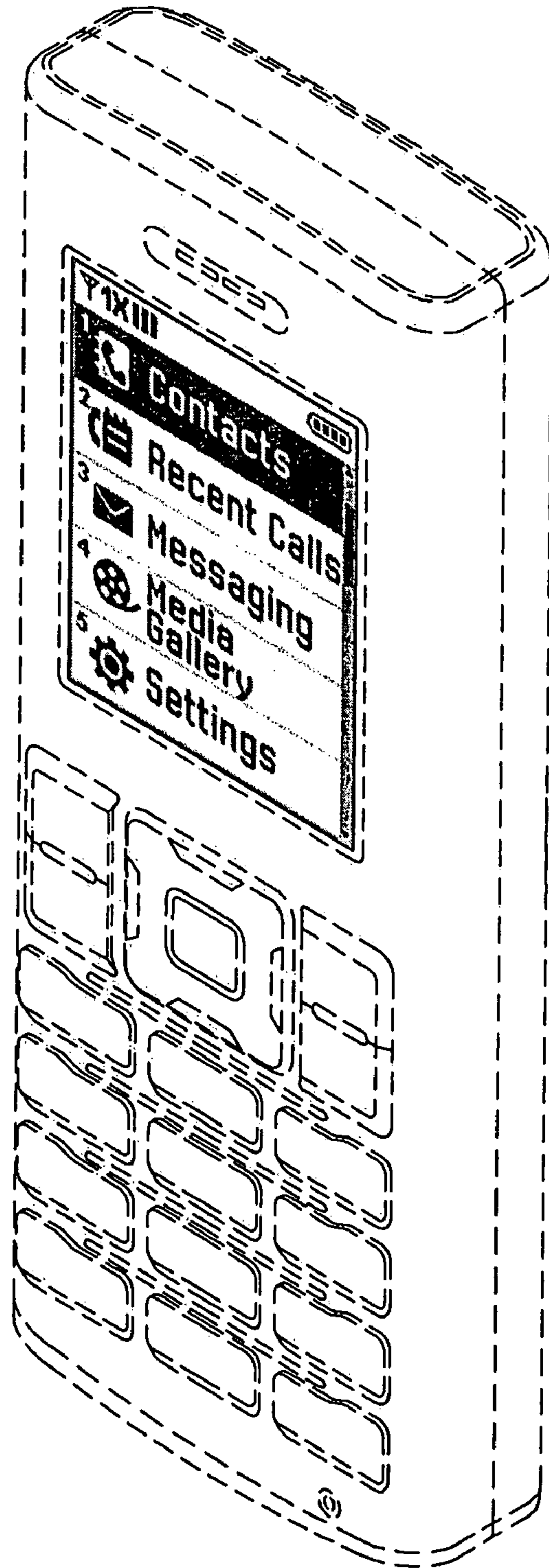


FIG. 2

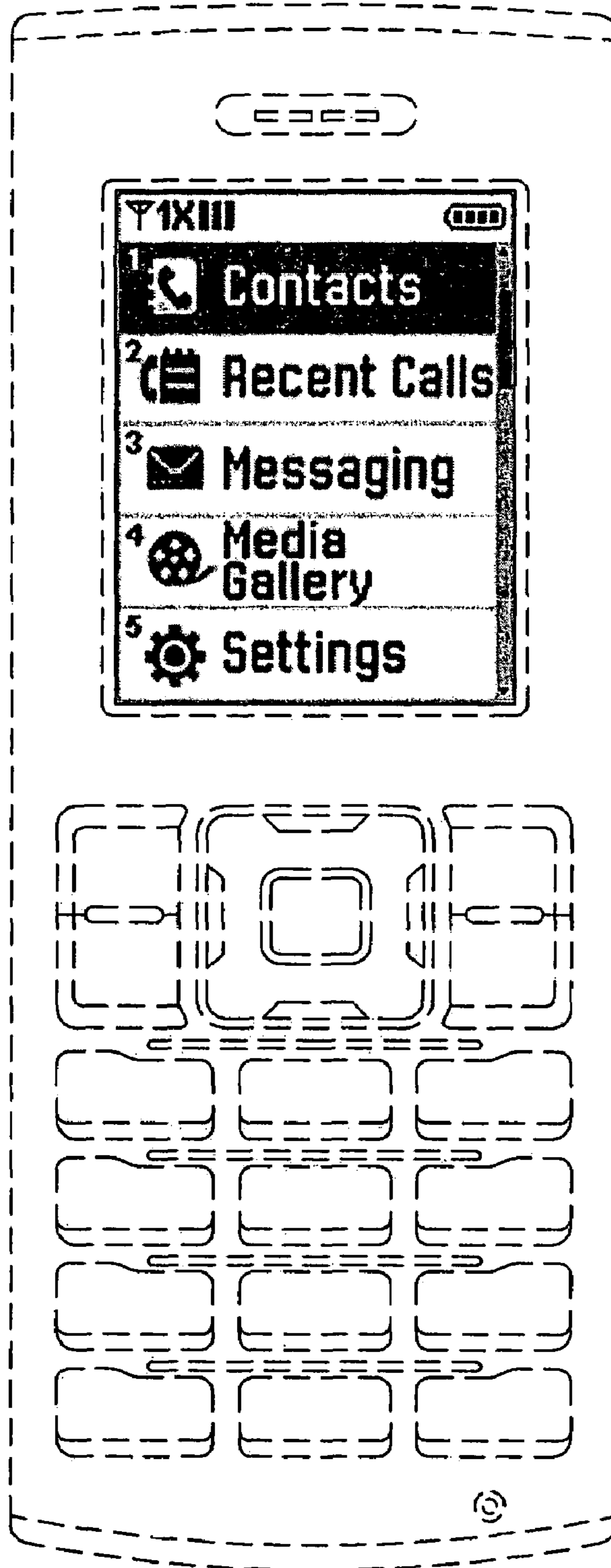


FIG. 3



FIG. 4

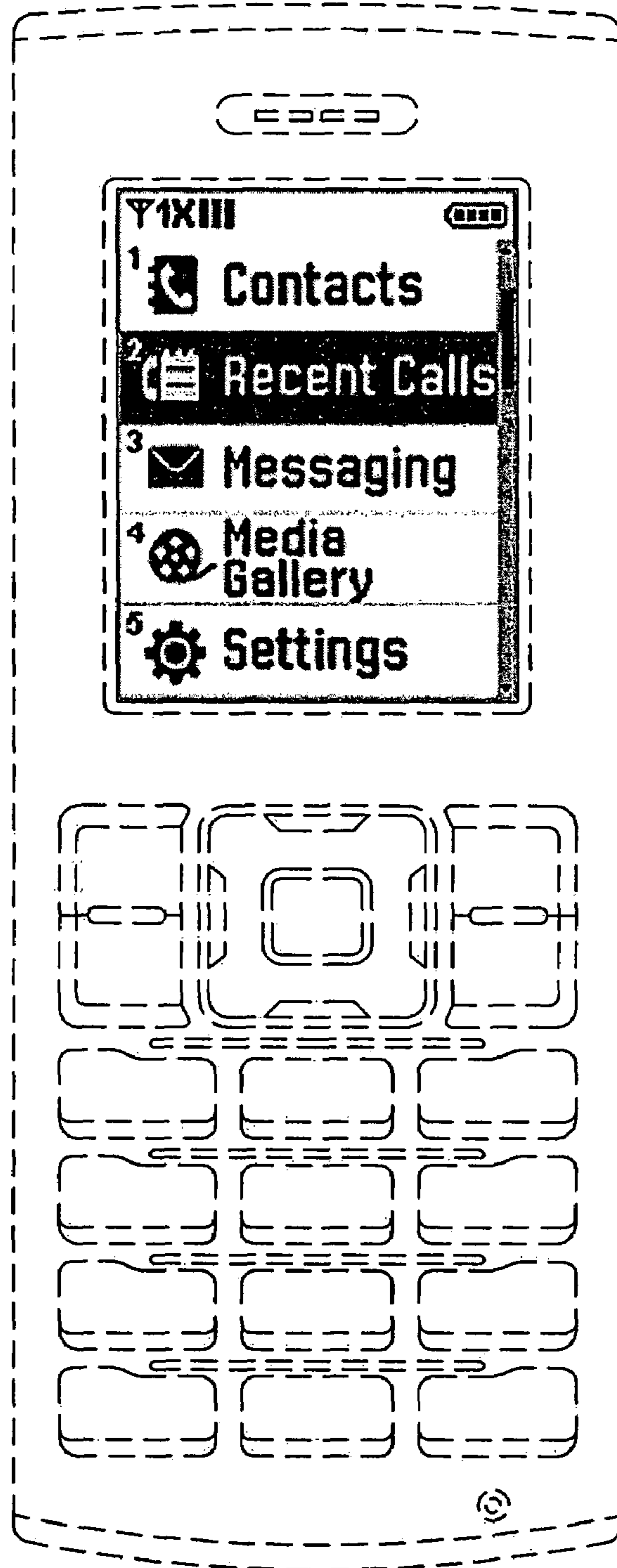


FIG. 5

