



US00D574390S

(12) **United States Design Patent**  
**Lee**

(10) **Patent No.:** **US D574,390 S**

(45) **Date of Patent:** **\*\* Aug. 5, 2008**

(54) **VIDEO IMAGE DISPLAY FOR MONITOR**

(75) Inventor: **Young Eun Lee**, Seoul (KR)

(73) Assignee: **Samsung Electronics Co., Ltd.**,  
Suwon-Si (KR)

(\*\*) Term: **14 Years**

(21) Appl. No.: **29/274,285**

(22) Filed: **Apr. 11, 2007**

(30) **Foreign Application Priority Data**

Nov. 9, 2006 (KR) ..... 30-2006-0044738

(51) **LOC (8) Cl.** ..... **14-04**

(52) **U.S. Cl.** ..... **D14/486**

(58) **Field of Classification Search** ..... D14/485-495;  
715/215, 228, 700, 703, 716, 719, 721, 727,  
715/730, 736, 753, 763, 771, 779, 782, 783,  
715/810, 811, 812, 813, 819, 820, 821, 822,  
715/823, 824, 825, 828, 835, 836, 837, 838,  
715/839, 840, 841, 843, 845, 846, 847, 848,  
715/849, 850; 345/426, 473, 901, 902, 949,  
345/952, 955, 960; 348/14.03; 455/556.2;  
725/40, 41, 43, 44, 52, 53, 61

See application file for complete search history.

(56) **References Cited**

**U.S. PATENT DOCUMENTS**

- D436,580 S \* 1/2001 Navano et al. .... D14/486
- 6,961,954 B1 \* 11/2005 Maybury et al. .... 725/53
- D558,215 S \* 12/2007 Hally et al. .... D14/486
- D558,217 S \* 12/2007 Kwon et al. .... D14/486

- D558,218 S \* 12/2007 Kwon et al. .... D14/486
- D562,334 S \* 2/2008 Kim et al. .... D14/486
- 2002/0191023 A1 \* 12/2002 Chandhoke et al. .... 345/771
- 2005/0216841 A1 \* 9/2005 Acker et al. .... 715/730
- 2006/0195789 A1 \* 8/2006 Rogers et al. .... 715/727
- 2006/0236342 A1 \* 10/2006 Kunkel et al. .... 725/52
- 2006/0265652 A1 \* 11/2006 Seitz et al. .... 715/703
- 2007/0261080 A1 \* 11/2007 Saetti ..... 725/61
- 2008/0028328 A1 \* 1/2008 Hoizal et al. .... 715/763

**FOREIGN PATENT DOCUMENTS**

- EM 000533278-0001 \* 5/2006
- EM 000687991-0008 \* 3/2007

\* cited by examiner

*Primary Examiner*—Cathron Brooks

*Assistant Examiner*—Angela J Lee

(74) *Attorney, Agent, or Firm*—Staas & Halsey LLP

(57) **CLAIM**

The ornamental design for a video image display for monitor, as shown and described.

**DESCRIPTION**

FIG. 1 is a perspective view of a video image display for monitor;

FIG. 2 is a front view of the video image display for monitor of FIG. 1; and,

FIG. 3 is an enlarged view of the video image display for monitor of FIG. 1 shown without the monitor in broken lines.

The broken line showing of a monitor is included for the purpose of illustrating environmental structure and forms no part of the claimed design.

**1 Claim, 3 Drawing Sheets**

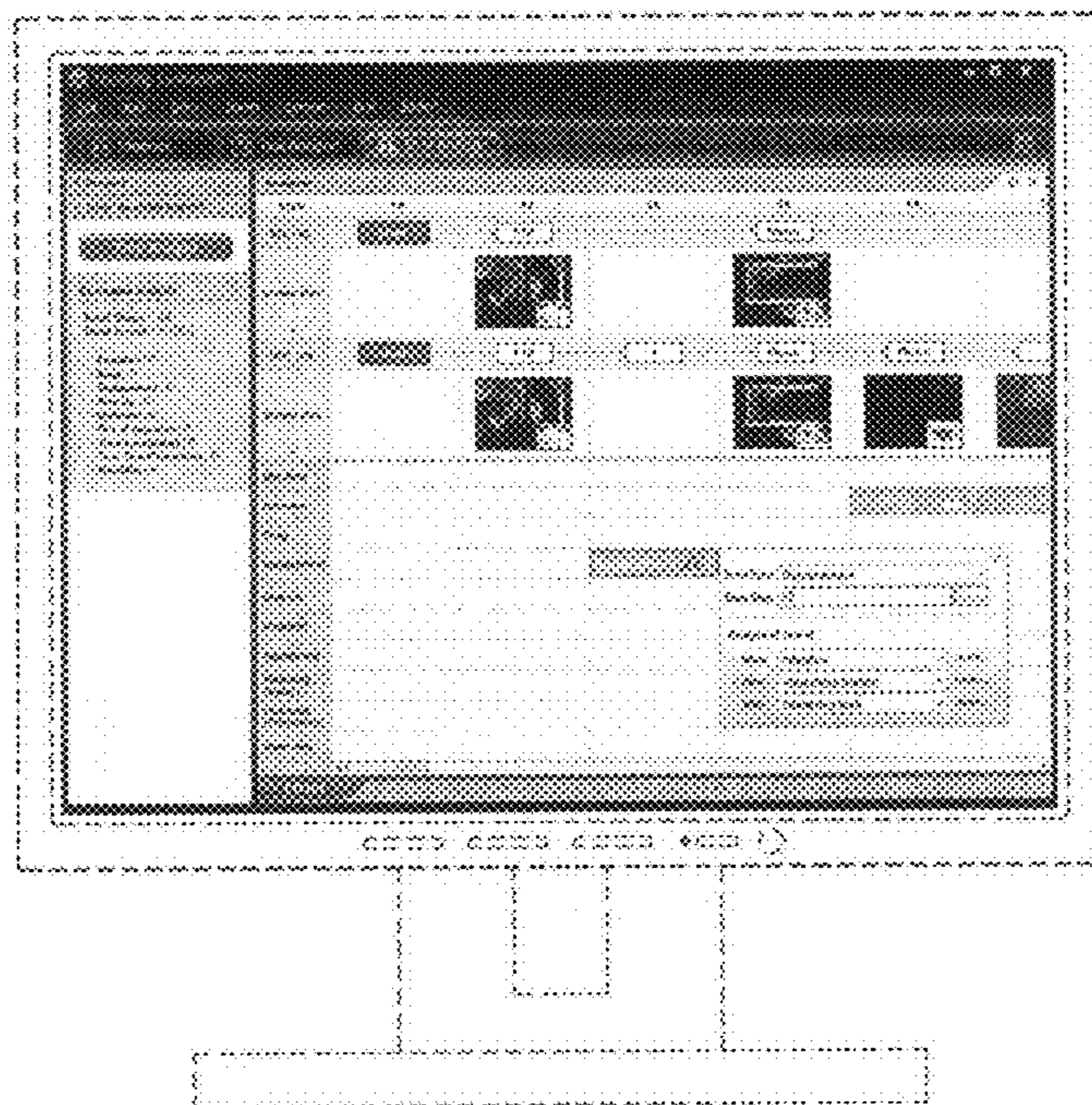


FIG. 1




FIG. 2

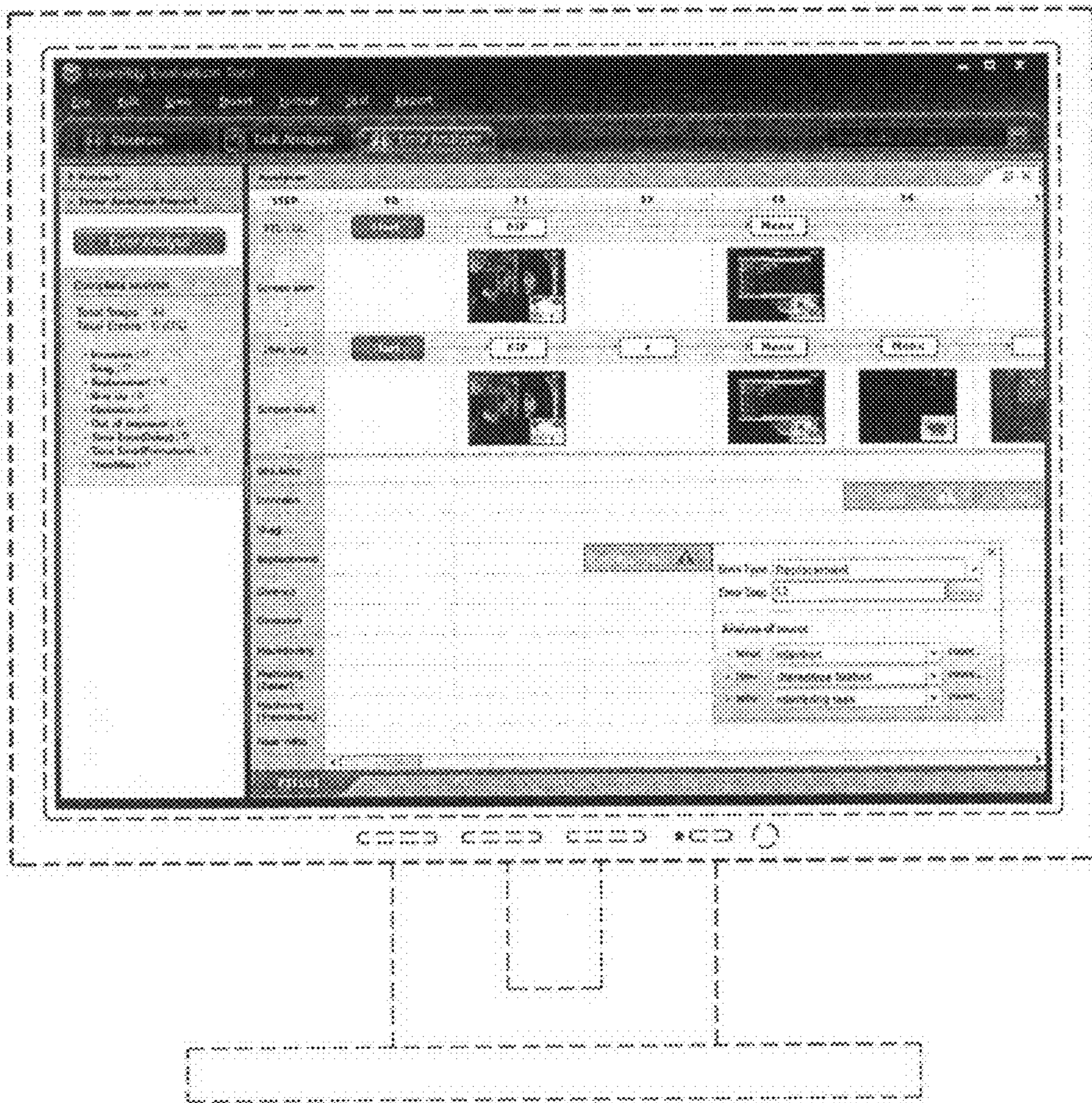


FIG. 3

