



US00D574357S

(12) **United States Design Patent**
Cai

(10) **Patent No.:** **US D574,357 S**

(45) **Date of Patent:** **** Aug. 5, 2008**

(54) **MULTI DISC PLAYER**

(75) Inventor: **Jin-nan Cai**, Guangdong (CN)

(73) Assignee: **Zhuhai Sanjin Industrial Co., Ltd.**

(**) Term: **14 Years**

(21) Appl. No.: **29/266,890**

(22) Filed: **Sep. 29, 2006**

(30) **Foreign Application Priority Data**

Apr. 7, 2006 (CN) 2006 3 0057680

(51) **LOC (8) Cl.** **14-01**

(52) **U.S. Cl.** **D14/156**

(58) **Field of Classification Search** D14/135-136,
D14/156-157, 167-168, 198, 188, 217, 257,
D14/258, 445; 360/99.02, 99.07; 369/75.11,
369/75.21, 77.21, 77.11; 720/612, 619, 647,
720/655; 455/344, 347-351

See application file for complete search history.

(56) **References Cited**

U.S. PATENT DOCUMENTS

D407,704 S * 4/1999 Ichijima et al. D14/157

D412,172 S * 7/1999 Uchiyama D14/156
D421,007 S * 2/2000 Nagai D14/156
D466,891 S * 12/2002 Gustavsson et al. D14/257
D475,690 S * 6/2003 Nose et al. D14/157

* cited by examiner

Primary Examiner—Nanda Bondade

(74) *Attorney, Agent, or Firm*—Thomas, Kayden,
Horstemeyer & Risley, LLP

(57) **CLAIM**

The ornamental design for a multi disc player, as shown and described.

DESCRIPTION

FIG. 1 is a front elevational view of a multi disc player of my new and original design;

FIG. 2 is a rear elevational view thereof;


FIG. 3 is a left side elevational view thereof;

FIG. 4 is a right side elevational view thereof;

FIG. 5 is a top plan view thereof; and,

FIG. 6 is a bottom plan view thereof.

1 Claim, 6 Drawing Sheets






Fig. 1

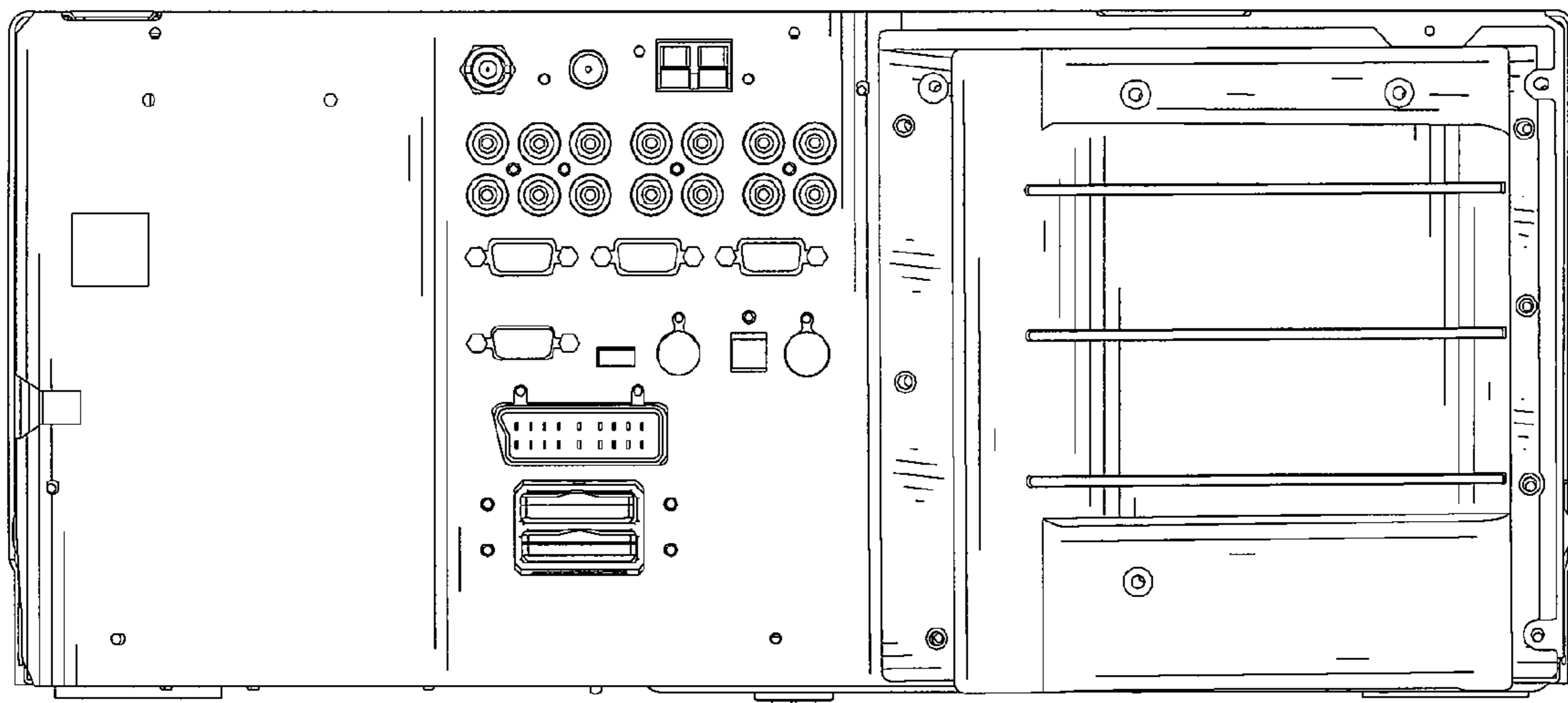


Fig. 2

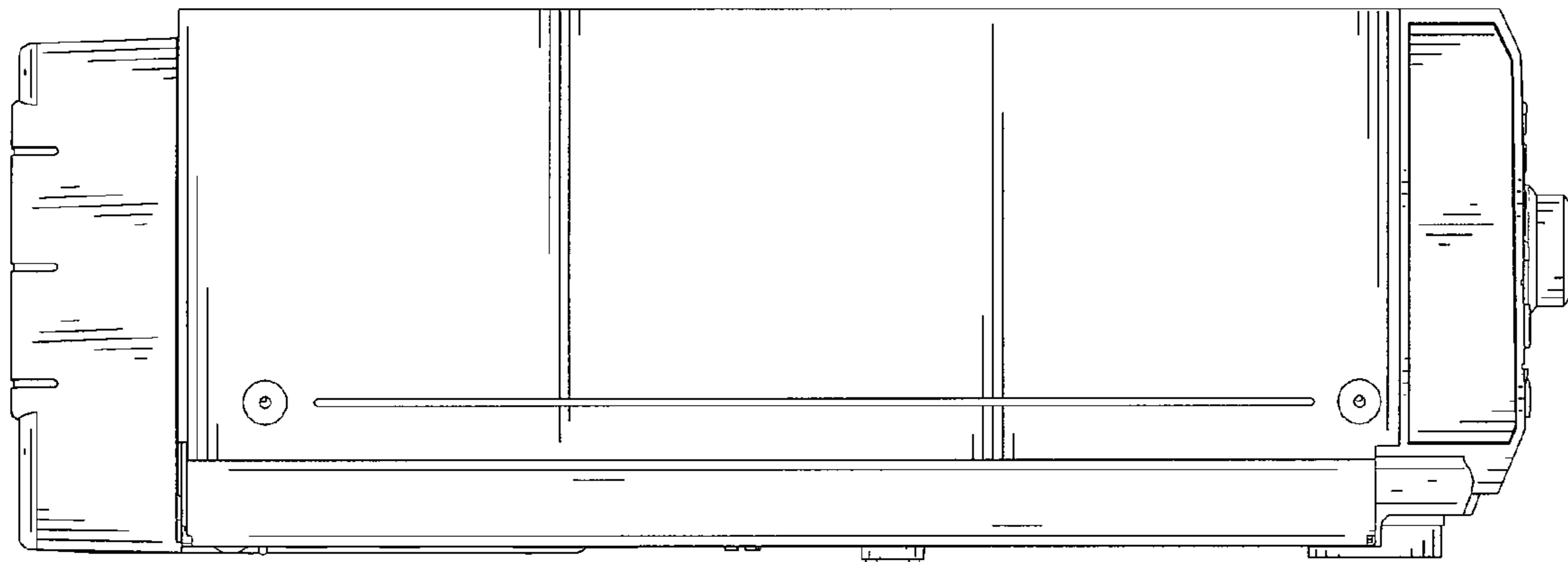


Fig. 3

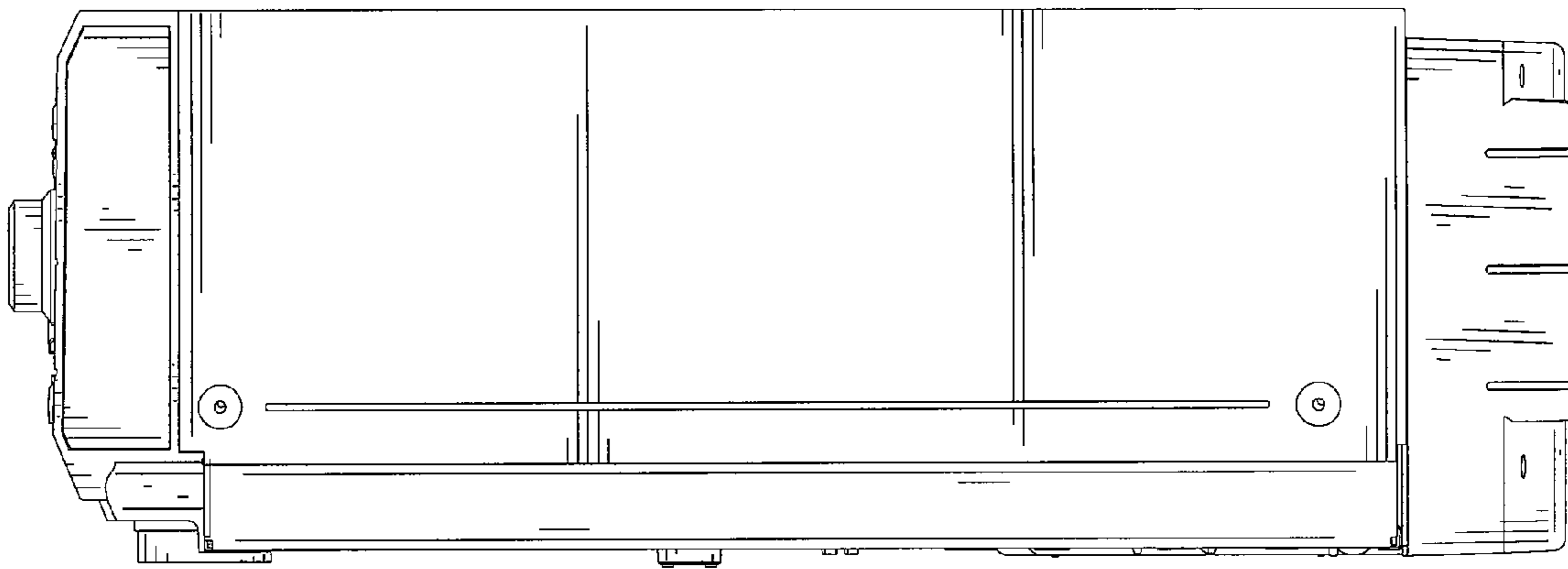


Fig. 4




Fig. 5

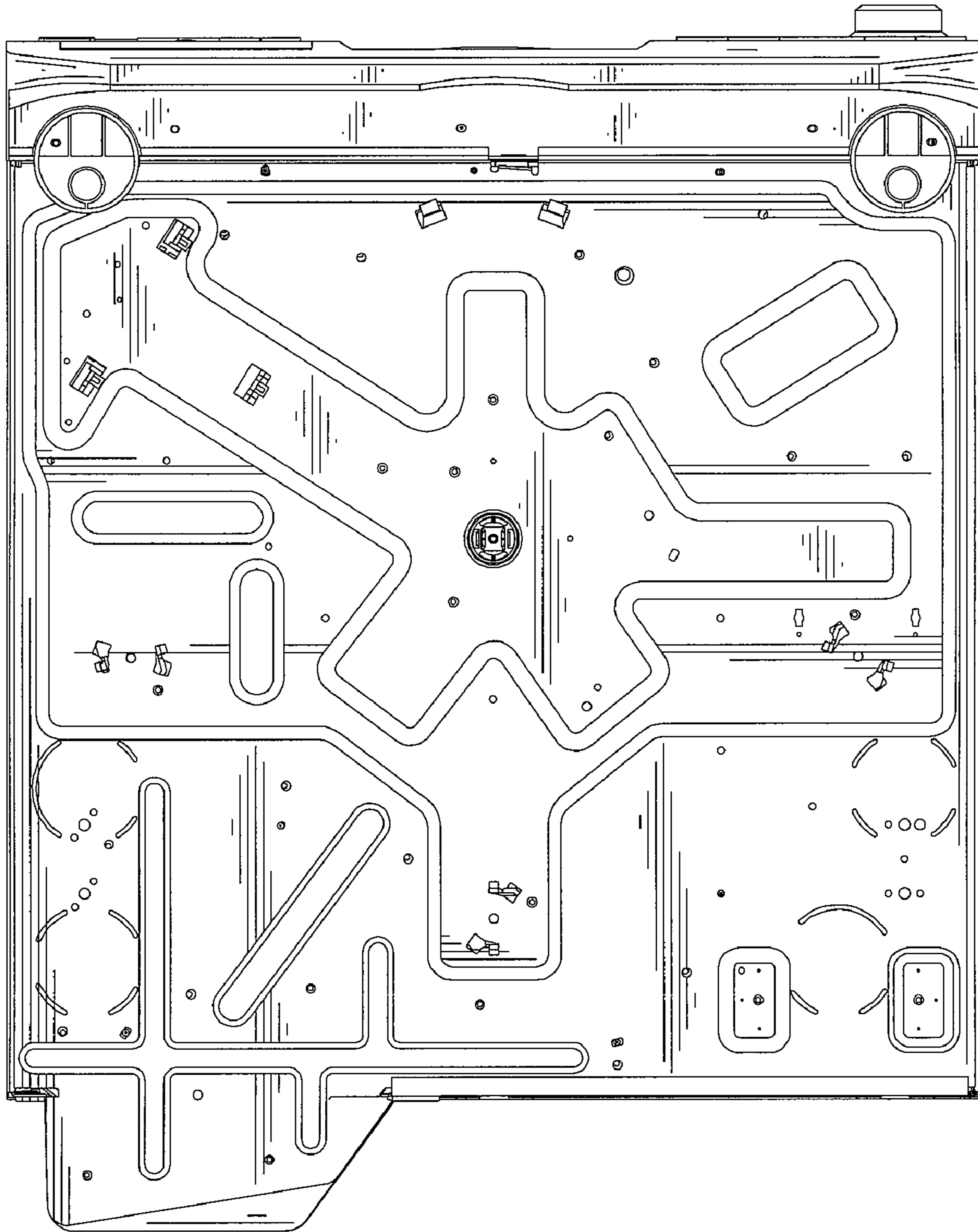


Fig. 6