

US00D574355S

(12) **United States Design Patent**
Okawa et al.

(10) **Patent No.:** **US D574,355 S**
(45) **Date of Patent:** **** Aug. 5, 2008**

(54) **TELEPHONE HANDSET**
(75) Inventors: **Takayuki Okawa**, Kadoma (JP);
Hideaki Sakamoto, Kadoma (JP); **Kenji Miyata**, Kadoma (JP)

(73) Assignee: **Matsushita Electric Industrial Co., Ltd.**, Osaka (JP)

(**) Term: **14 Years**

(21) Appl. No.: **29/297,925**

(22) Filed: **Nov. 21, 2007**

(51) **LOC (8) Cl.** **14-03**

(52) **U.S. Cl.** **D14/147**

(58) **Field of Classification Search** D14/137-138,
D14/147-148, 156, 218, 247-248, 341-347,
D14/390, 399, 455-456, 496; D16/208;
D21/329, 331, 333, 517; 348/14.01-14.02;
361/814; 379/433.01-433.13; 455/90.3,
455/556.1-556.2, 566, 575.1, 575.3, 575.4;
D13/164, 168; 439/165; 343/702

See application file for complete search history.

(56) **References Cited**

U.S. PATENT DOCUMENTS

D377,171 S *	1/1997	Yokouchi	D14/138
D380,750 S *	7/1997	Sato et al.	D14/138
D382,871 S *	8/1997	Nagai et al.	D14/138
D392,635 S *	3/1998	Chikuma	D14/138
D412,169 S *	7/1999	Schnell et al.	D14/138
D412,170 S *	7/1999	Chan	D14/147
D421,003 S *	2/2000	Bynum et al.	D14/138
D451,484 S	12/2001	Page et al.		

D454,851 S *	3/2002	Kitamura	D14/138
D468,281 S *	1/2003	Taniguchi et al.	D14/138
D497,600 S	10/2004	Richards et al.		
D515,529 S	2/2006	Beasley et al.		
D517,036 S *	3/2006	Himmel	D14/138
D524,277 S	7/2006	Surtouc		
D541,786 S *	5/2007	Ookawa	D14/147
D559,828 S *	1/2008	Iwai	D14/147
2003/0176205 A1 *	9/2003	Oota et al.	455/567

FOREIGN PATENT DOCUMENTS

WO DM/048414 * 7/1999

* cited by examiner

Primary Examiner—Ian Simmons

Assistant Examiner—Carla Wright

(74) *Attorney, Agent, or Firm*—Brinks Hofer Gilson & Lione

(57) **CLAIM**

We claim the ornamental design for a telephone handset, as shown and described.

DESCRIPTION

FIG. 1 is a front perspective view of a telephone handset of the present invention;

FIG. 2 is a front view thereof;

FIG. 3 is a rear view thereof;

FIG. 4 is a first side view thereof;

FIG. 5 is a second side view thereof;

FIG. 6 is a top view thereof; and,

FIG. 7 is a bottom view thereof.

1 Claim, 6 Drawing Sheets

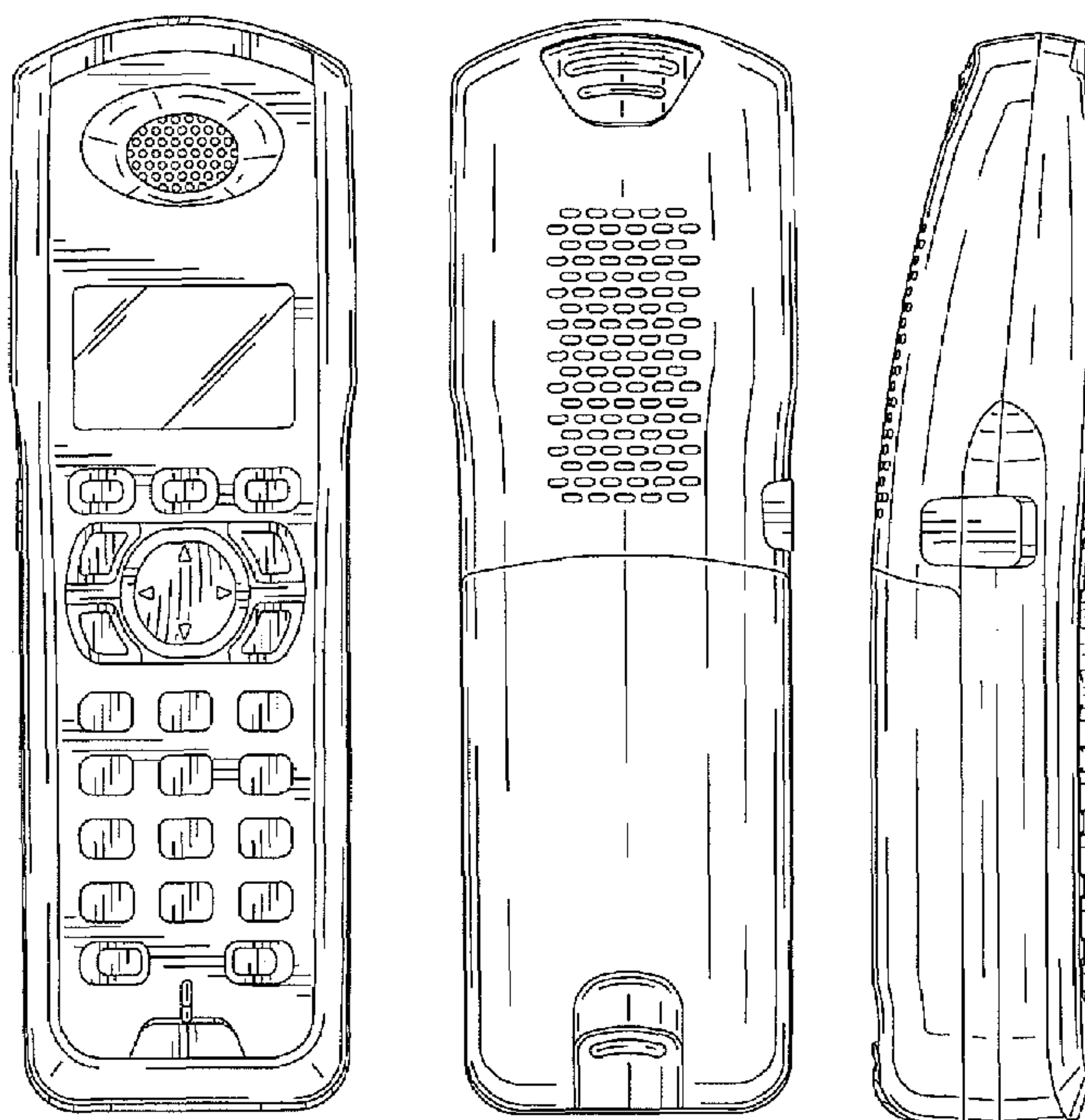


FIG. 1




FIG.2

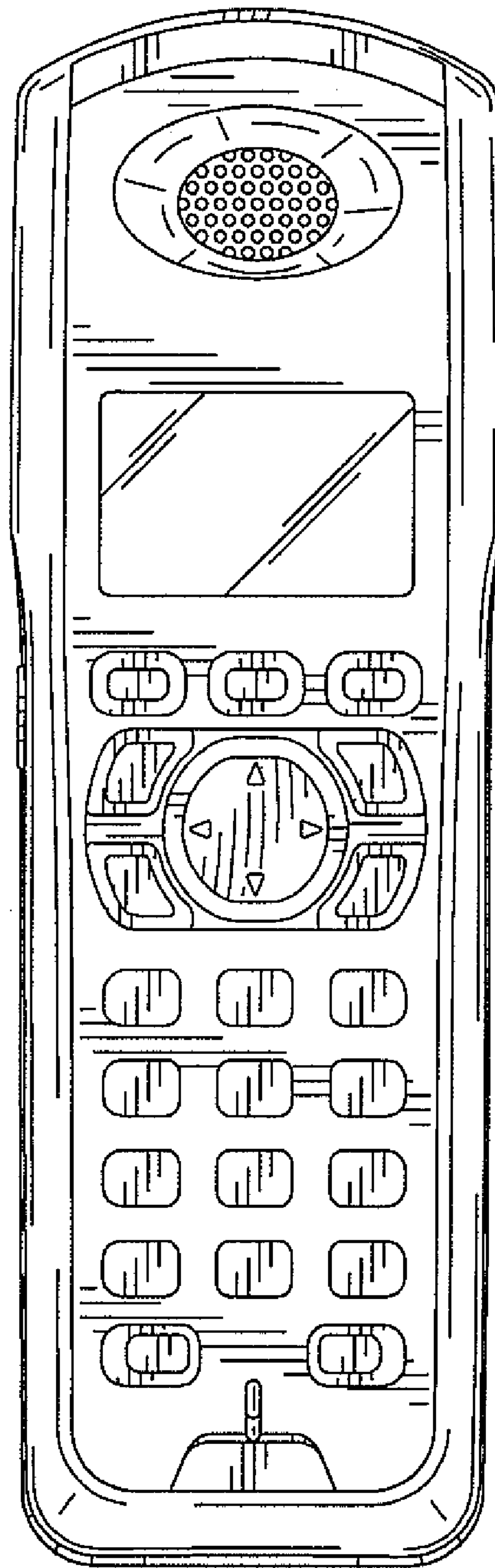


FIG.3

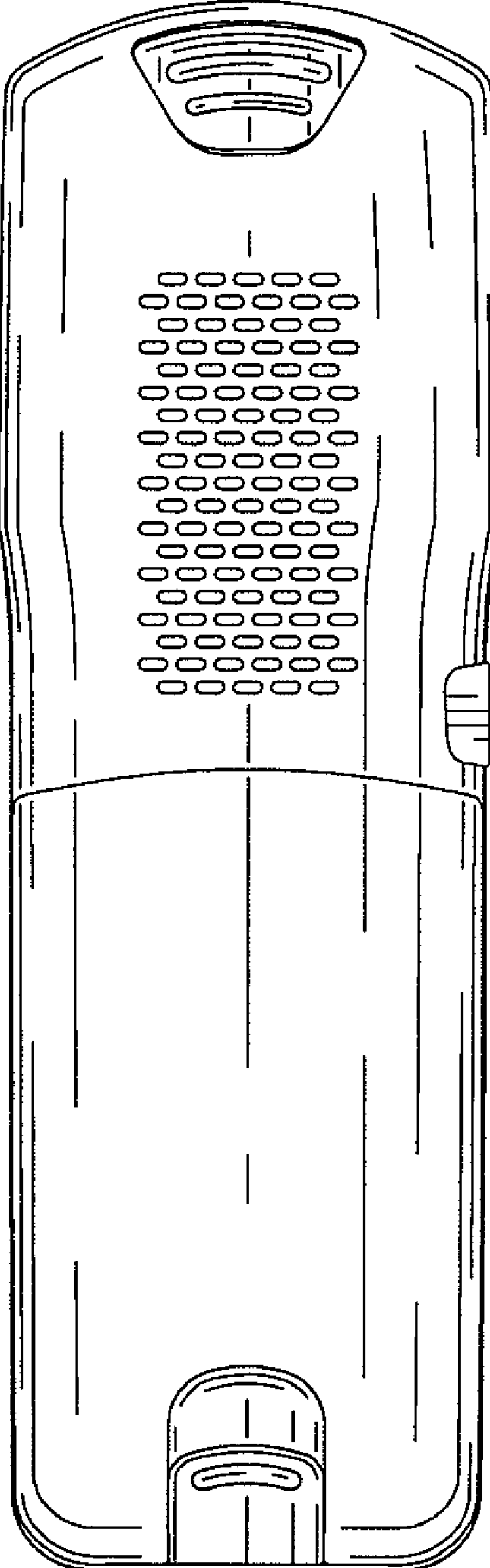


FIG.4

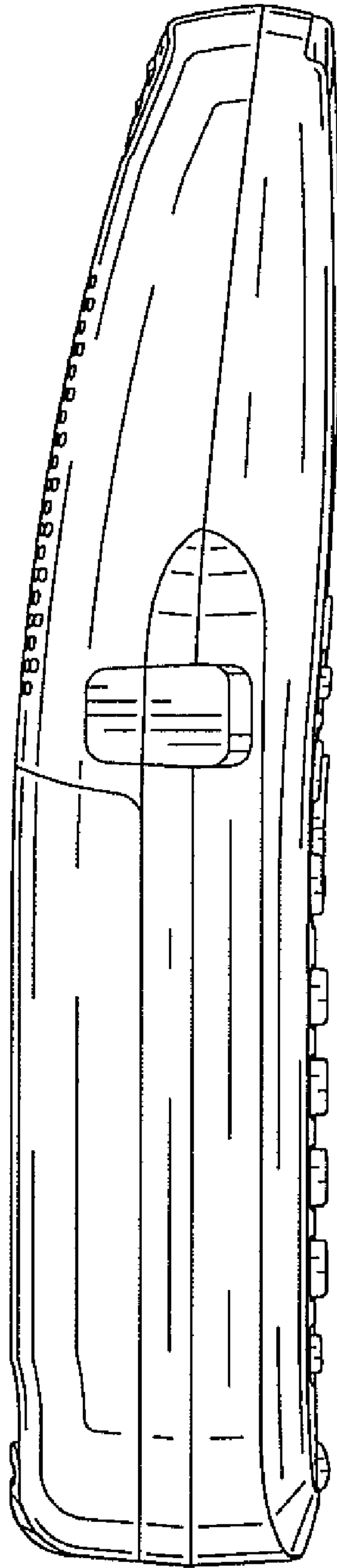


FIG.5

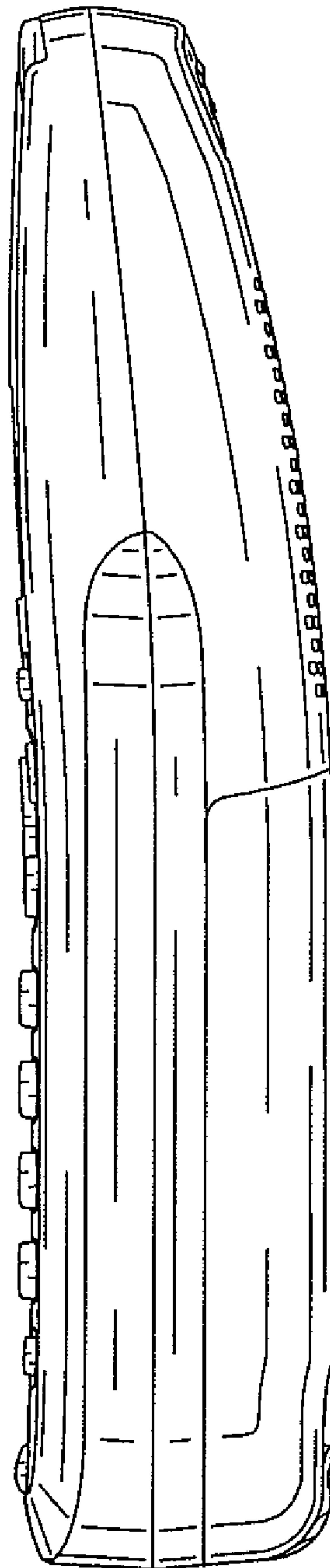


FIG.6

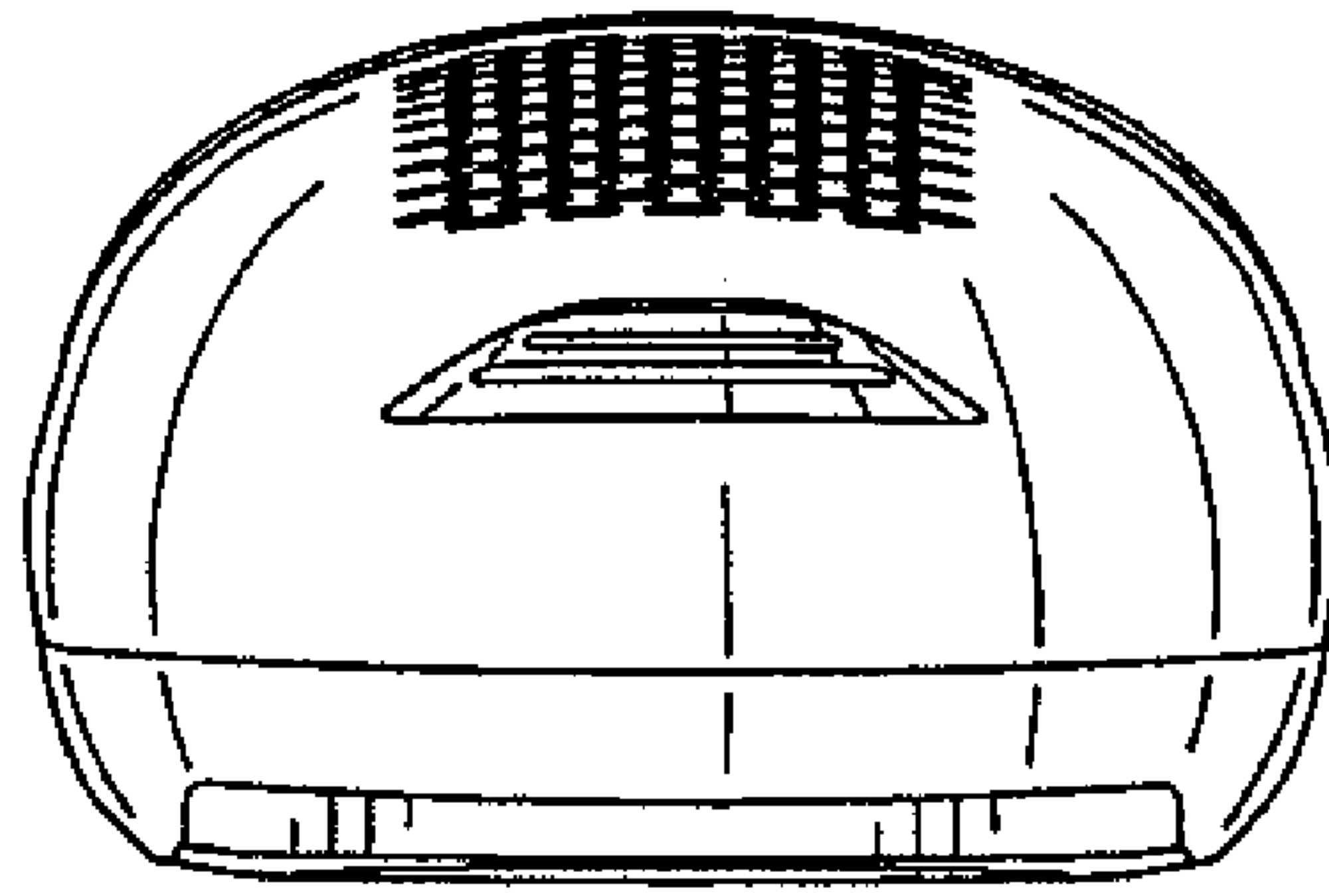


FIG.7

