



US00D574347S

(12) **United States Design Patent**
Lee et al.

(10) **Patent No.:** **US D574,347 S**
(45) **Date of Patent:** **** Aug. 5, 2008**

(54) **PORTABLE PHONE**

(75) Inventors: **Woo-Seok Lee**, Gunpo-si (KR); **Jin-Soo Kim**, Yongin-si (KR); **Nam-Mi Kim**, Seoul (KR); **Chang-Hwan Hwang**, Goyang-si (KR)

(73) Assignee: **Samsung Electronics Co., Ltd.**, Suwon-Si (KR)

(**) Term: **14 Years**

(21) Appl. No.: **29/266,435**

(22) Filed: **Sep. 21, 2006**

(30) **Foreign Application Priority Data**

Mar. 24, 2006 (KR) 30-2006-0011023

(51) **LOC (8) Cl.** **14-03**

(52) **U.S. Cl.** **D14/138**

(58) **Field of Classification Search** D14/137-138, D14/147-148, 156, 218, 247-248, 341-347, D14/496; D16/208; D21/329, 331, 333, D21/517; 348/14.01-14.02; 361/814; 379/433.01-433.13; 455/90.3, 556.1-556.2, 566, 575.1, 575.3, 455/575.4

See application file for complete search history.

(56) **References Cited**

U.S. PATENT DOCUMENTS

D515,536 S * 2/2006 Lee et al. D14/138
D519,094 S * 4/2006 Helin D14/138
7,158,634 B2 * 1/2007 Eromaki 379/433.13
D537,804 S * 3/2007 Park et al. D14/138
D538,251 S * 3/2007 Park et al. D14/138
D541,247 S * 4/2007 Lee et al. D14/138
D543,184 S * 5/2007 Moon et al. D14/138
D543,189 S * 5/2007 Jung et al. D14/138
D543,523 S * 5/2007 Lee et al. D14/138

D545,801 S * 7/2007 Joung D14/138
D550,642 S * 9/2007 Jiang et al. D14/138
D553,603 S * 10/2007 Park et al. D14/138
2006/0073859 A1 * 4/2006 Chou 455/575.4

FOREIGN PATENT DOCUMENTS

WO DM/068214 * 10/2006

OTHER PUBLICATIONS

Siemens AX72, announced Oct. 2005, <URL:www.gsmarena.com>, retrieved from internet Oct. 17, 2007.*

VK Mobile VK200, announced Feb. 2006, <URL:www.gsmarena.com>, retrieved from internet Oct. 17, 2007.*

Motorola W208, announced Jun. 2006, <URL:www.gsmarena.com>, retrieved from internet Oct. 17, 2007.*

* cited by examiner

Primary Examiner—Ian Simmons

Assistant Examiner—Carla Wright

(74) *Attorney, Agent, or Firm*—Staas & Halsey LLP

(57) **CLAIM**

The ornamental design for a portable phone, as shown and described.

DESCRIPTION

FIG. 1 is a perspective view of a portable phone;
FIG. 2 is a front view of the portable phone of FIG. 1;
FIG. 3 is a rear view of the portable phone of FIG. 1;
FIG. 4 is a left-side view of the portable phone of FIG. 1;
FIG. 5 is a right-side view of the portable phone of FIG. 1;
FIG. 6 is a top plan view of the portable phone of FIG. 1;
FIG. 7 is a bottom plan view of the portable phone of FIG. 1;
and,
FIG. 8 is a front elevation view of the portable phone of FIG. 1 shown in an open condition.

1 Claim, 5 Drawing Sheets

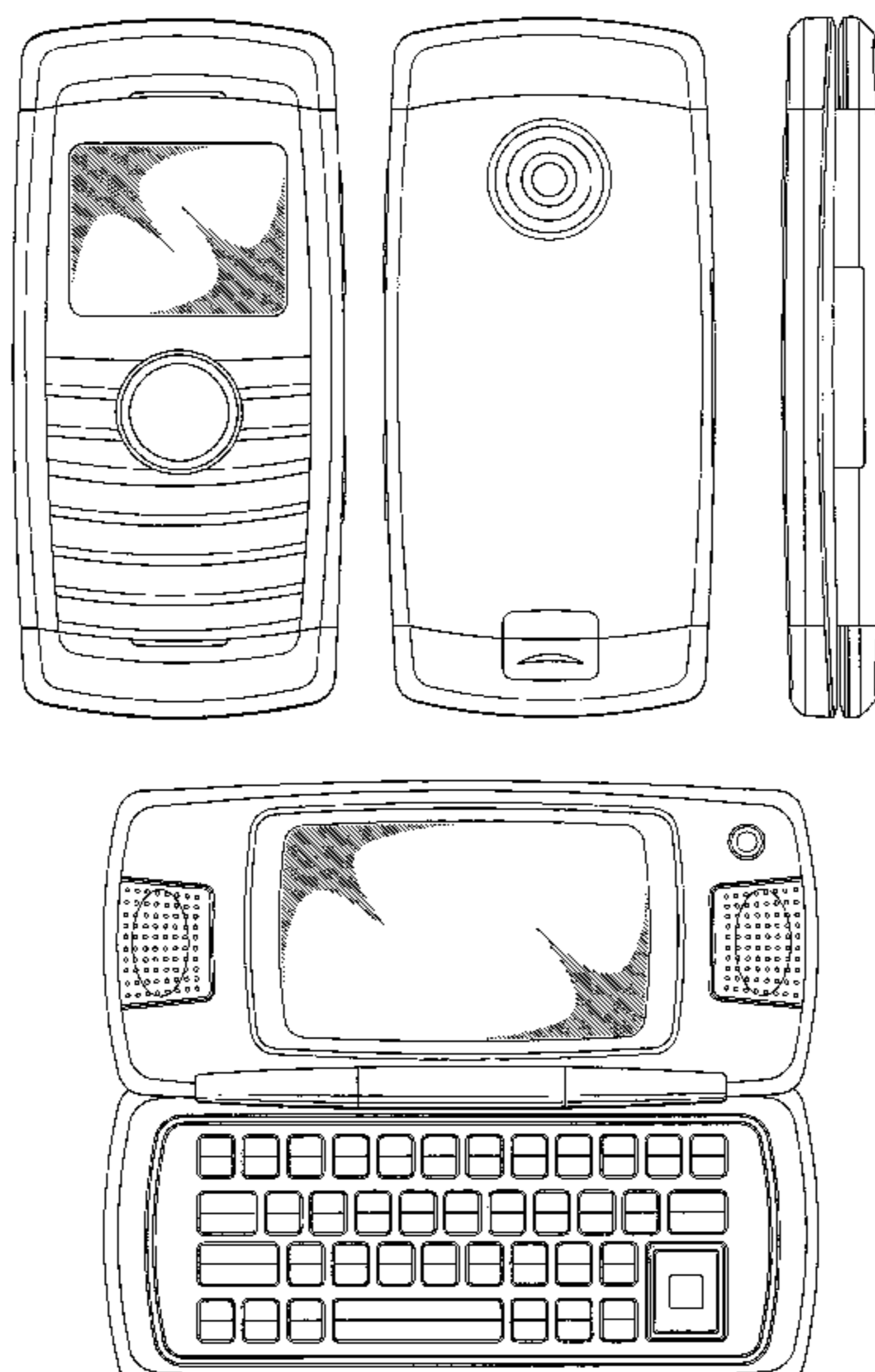


FIG. 1

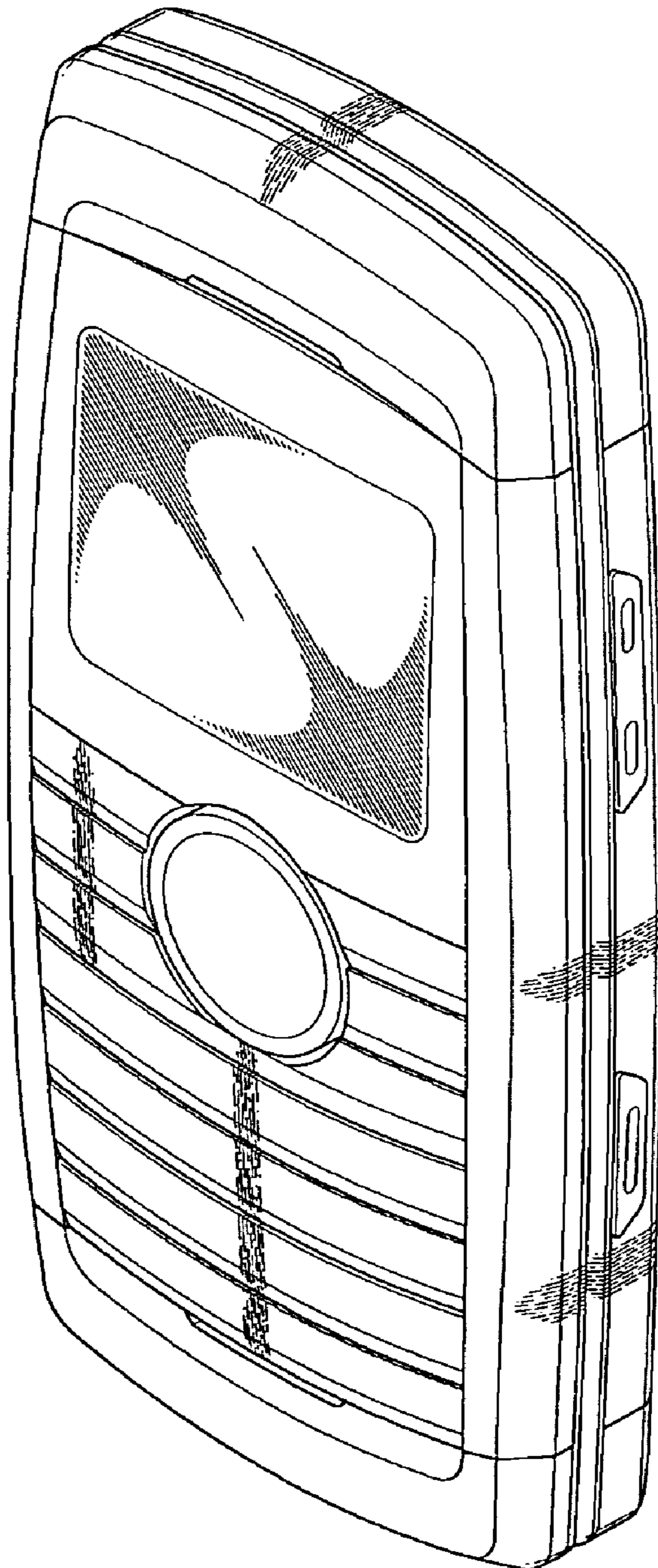


FIG. 2

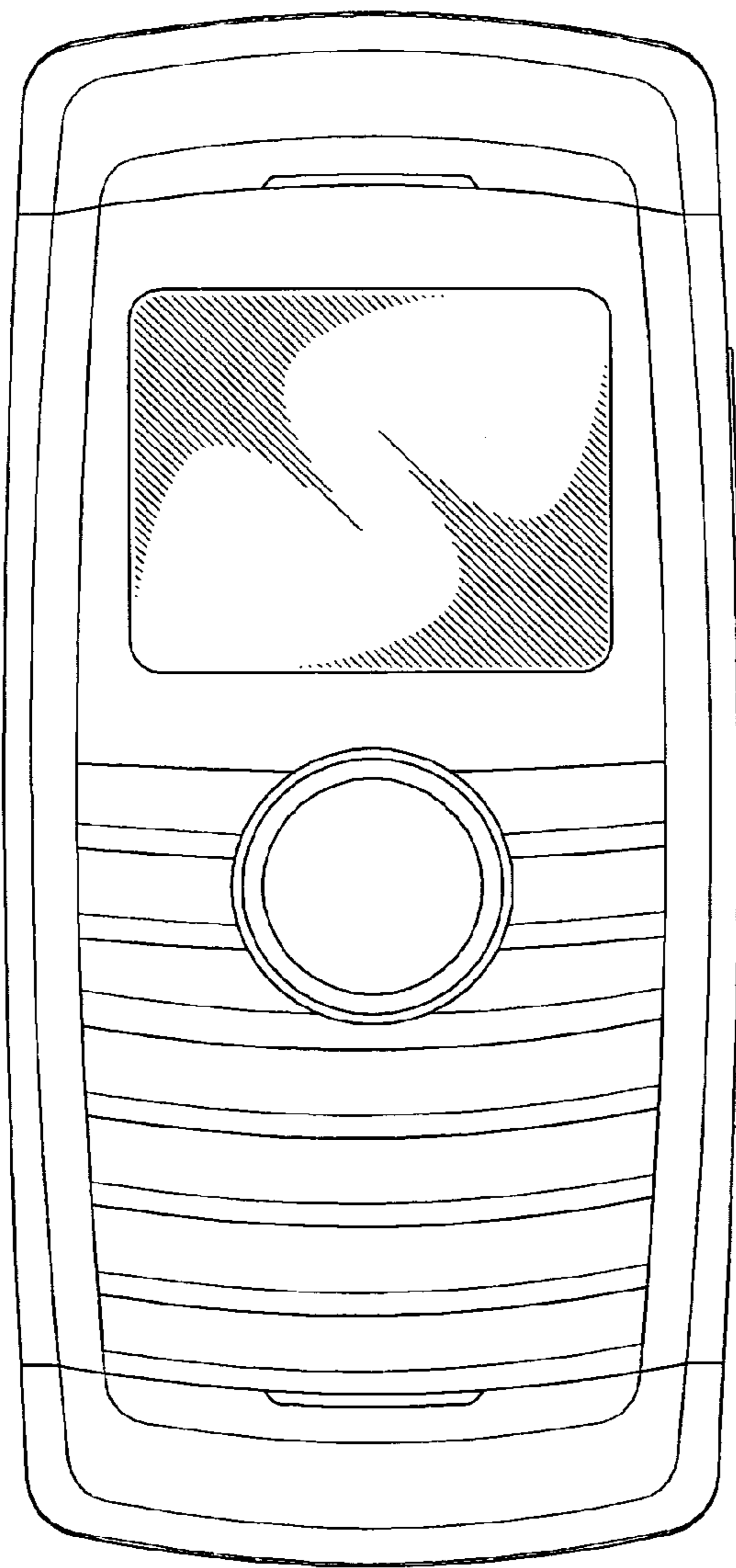


FIG. 3




FIG. 4




FIG. 5

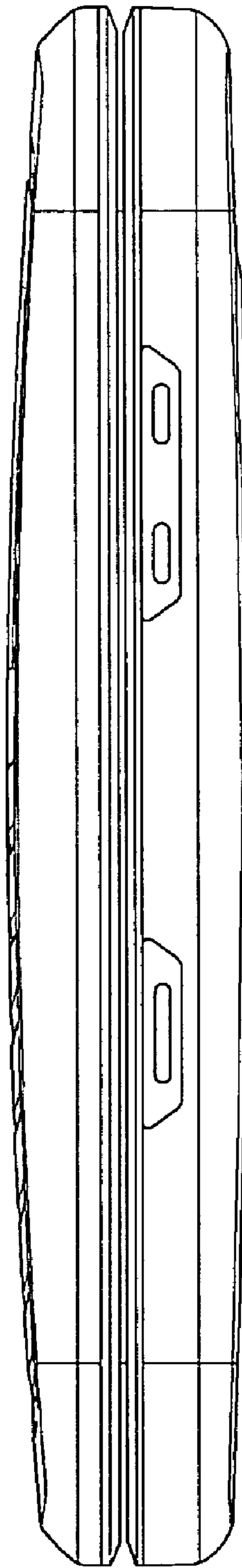


FIG. 6




FIG. 7




FIG. 8

