



US00D574342S

(12) **United States Design Patent**
Lee et al.

(10) **Patent No.:** **US D574,342 S**
(45) **Date of Patent:** **** Aug. 5, 2008**

(54) **PDP TELEVISION RECEIVER**

(75) Inventors: **Yong Ho Lee**, Seoul (KR); **Sang Hyun Choi**, Seoul (KR)

(73) Assignee: **LG Electronics Inc.**, Seoul (KR)

(**) Term: **14 Years**

(21) Appl. No.: **29/282,635**

(22) Filed: **Jul. 25, 2007**

(30) **Foreign Application Priority Data**

May 18, 2007 (KR) 30-2007-0021781

(51) **LOC (8) Cl.** **14-03**

(52) **U.S. Cl.** **D14/126**

(58) **Field of Classification Search** D14/125-134,
D14/239, 371, 136, 374-377, 440, 450, 448,
D14/336, 342; 312/7.2; 348/836, 383, 180,
348/184, 325, 739; 341/12; 248/917-924,
248/465; 345/104, 133, 156, 168, 87, 173;
720/605, 669, 600, 655; 369/99, 197; 455/344,
455/347; D21/329, 515, 577, 622, 333, 433,
D21/448, 452, 450, 331; D6/477, 479; 273/148 B;
446/484, 175, 356; D10/15, 26

See application file for complete search history.

(56) **References Cited**

U.S. PATENT DOCUMENTS

D486,803 S * 2/2004 Fujiki et al. D14/133

D487,731 S * 3/2004 Takami et al. D14/126
D498,214 S * 11/2004 Ahn et al. D14/126
D537,421 S * 2/2007 Hwang et al. D14/126
D539,247 S * 3/2007 Lee D14/129
D542,243 S * 5/2007 Lewis D14/126
D542,246 S * 5/2007 Han et al. D14/126
D542,747 S * 5/2007 Kim et al. D14/126
D549,675 S * 8/2007 Yoon et al. D14/129

* cited by examiner

Primary Examiner—Raphael Barkai

(74) *Attorney, Agent, or Firm*—Birch, Stewart, Kolasch & Birch, LLP

(57) **CLAIM**

We claim the ornamental design for PDP television receiver, as shown and described.

DESCRIPTION

FIG. 1 is a perspective view of PDP television receiver showing the new design:

FIG. 2 is a front elevation view thereof;

FIG. 3 is a rear elevation view thereof;

FIG. 4 is a left-side elevation view thereof;

FIG. 5 is a right-side elevation view thereof;

FIG. 6 is a top plan view thereof; and,

FIG. 7 is a bottom plan view thereof.

1 Claim, 4 Drawing Sheets

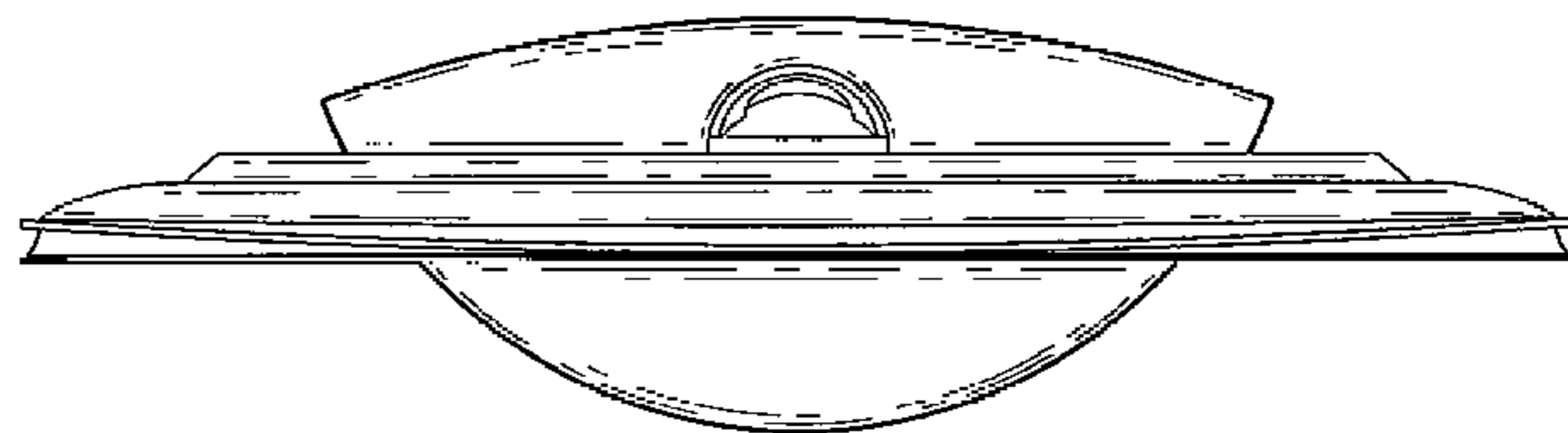



FIG. 1




FIG. 2

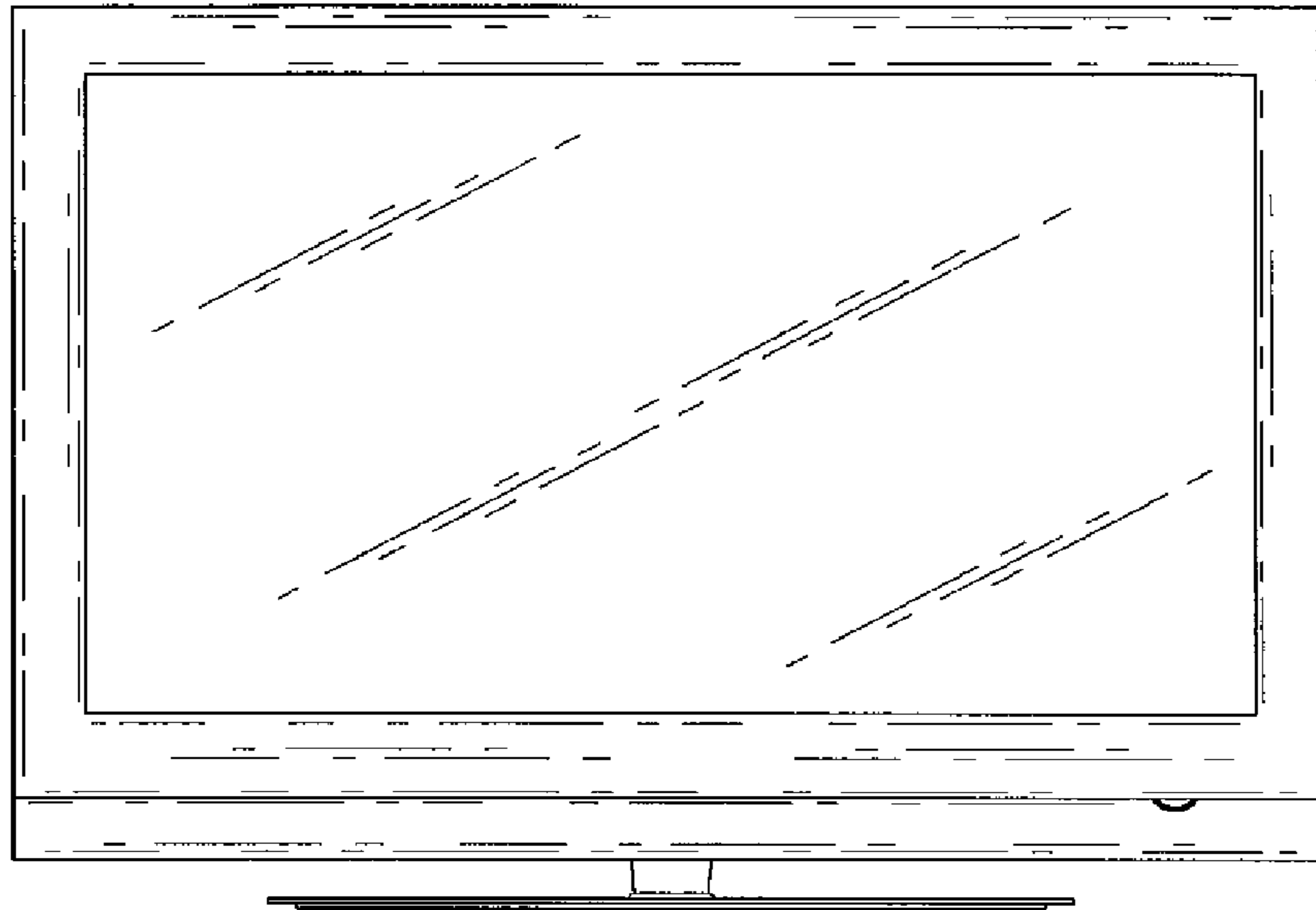


FIG. 3

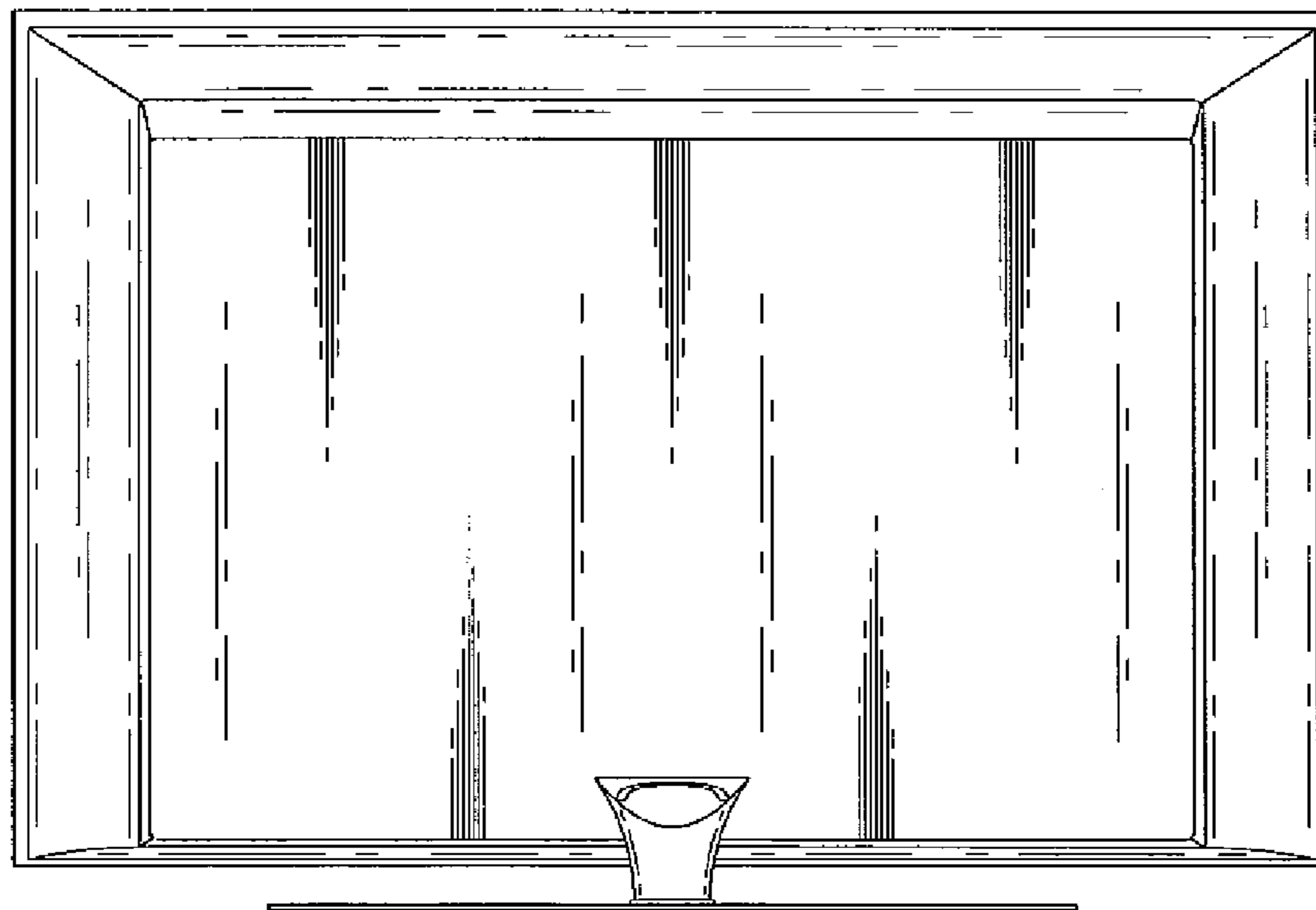


FIG. 4

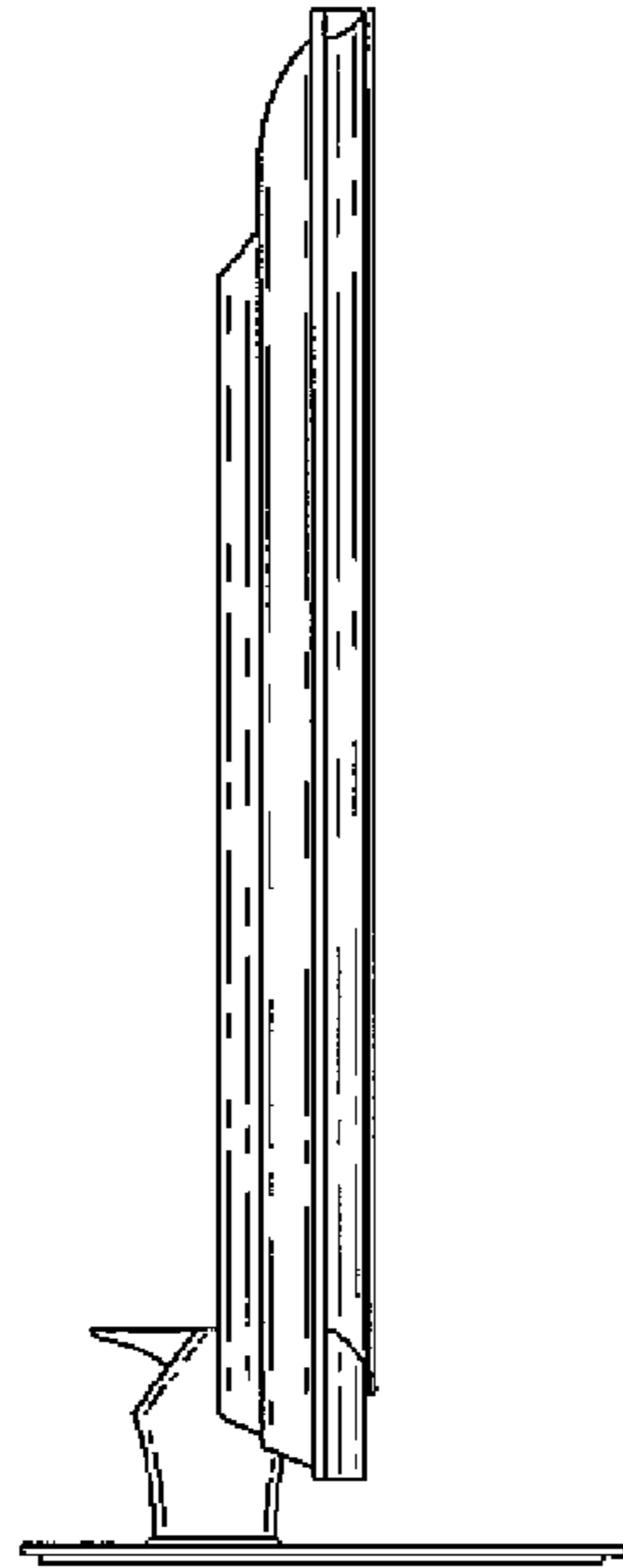


FIG. 5

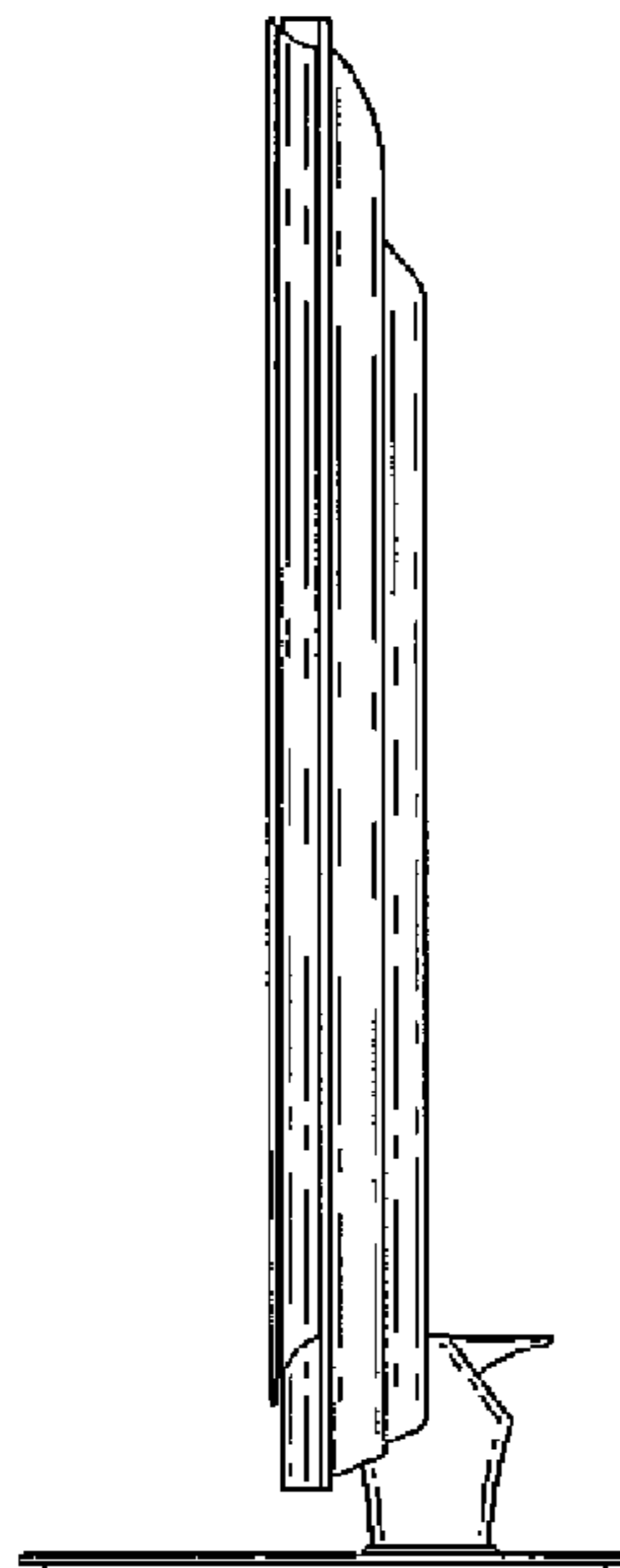


FIG. 6

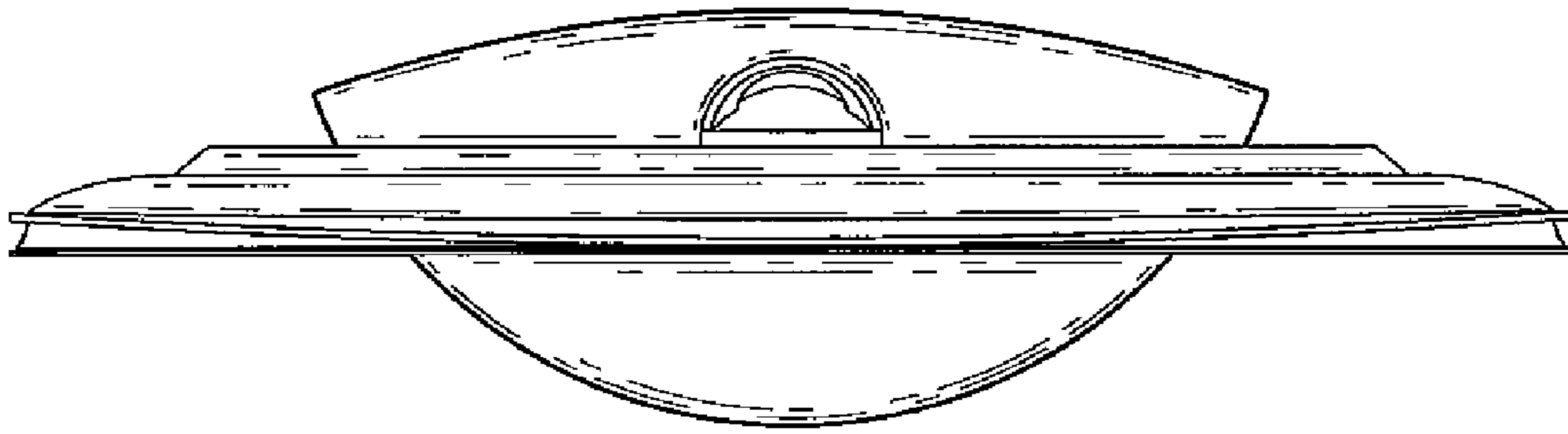


FIG. 7

