



US00D574334S

(12) **United States Design Patent**
Bonnaud

(10) **Patent No.:** **US D574,334 S**

(45) **Date of Patent:** **** Aug. 5, 2008**

(54) **CONTROL PHOTOCELL**

(75) Inventor: **Matthieu Bonnaud**, Cluses (FR)

(73) Assignee: **Somfy SAS**, Cluses (FR)

(**) Term: **14 Years**

(21) Appl. No.: **29/252,448**

(22) Filed: **Jan. 23, 2006**

(30) **Foreign Application Priority Data**

Aug. 2, 2005 (EM) 000381488

(51) **LOC (8) Cl.** **13-03**

(52) **U.S. Cl.** **D13/165**

(58) **Field of Classification Search** D13/158,
D13/162, 164, 165, 171, 184; 252/448; 174/521;
200/5 R; 206/315.1; 250/239, 201.1, 206,
250/200; 315/149; 335/126; 340/825.72;
361/688, 730, 752, 173; 378/114; 700/17,
700/83; D10/40

See application file for complete search history.

(56) **References Cited**

U.S. PATENT DOCUMENTS

D259,721 S * 6/1981 Pusch D13/171
D322,598 S * 12/1991 DiCarlo, Jr. D13/165
D373,759 S * 9/1996 Tanaka et al. D13/165

D401,910 S * 12/1998 Fooks et al. D13/165
D421,422 S * 3/2000 La Police D13/165
D513,737 S * 1/2006 Riley D13/164
D515,038 S * 2/2006 Riley D13/162
D526,279 S * 8/2006 Kotyk D13/158

* cited by examiner

Primary Examiner—Selina Sikder

Assistant Examiner—Thomas J Johannes

(74) *Attorney, Agent, or Firm*—Frommer Lawrence & Haug
LLP; Ronald R. Santucci

(57) **CLAIM**

The ornamental design for control photocell, as shown and described.

DESCRIPTION

FIG. 1 is a front perspective view of a control photocell showing my new design

FIG. 2 is a front side view thereof

FIG. 3 is a right side view thereof


FIG. 4 is a left side view thereof

FIG. 5 is a top view thereof

FIG. 6 is a bottom view thereof; and,

FIG. 7 is a rear view thereof.

1 Claim, 1 Drawing Sheet






Fig.1

Fig.2




Fig.3





Fig.4




Fig.5




Fig.6




Fig.7