



US00D574322S

(12) **United States Design Patent**
Fjellman

(10) **Patent No.:** **US D574,322 S**

(45) **Date of Patent:** **** Aug. 5, 2008**

- (54) **HANDHELD VACUUM BASE**
- (75) Inventor: **Oskar Fjellman**, Stockholm (SE)
- (73) Assignee: **AB Electrolux**, Stockholm (SE)
- (**) Term: **14 Years**
- (21) Appl. No.: **29/266,115**
- (22) Filed: **Sep. 15, 2006**

D337,303 S *	7/1993	Naft et al.	D13/108
D444,449 S	7/2001	Yamamoto	
D445,975 S	7/2001	Stratford	
D462,950 S	9/2002	Waffensmith et al.	
D515,029 S	2/2006	Hattori	
D559,484 S *	1/2008	Fjellman et al.	D32/31
D559,485 S *	1/2008	Fjellman et al.	D32/31
2005/0017681 A1	1/2005	Ogishima et al.	

* cited by examiner

Primary Examiner—Ruth McInroy

(74) *Attorney, Agent, or Firm*—Hunton & Williams

- (51) **LOC (8) Cl.** **15-05**
- (52) **U.S. Cl.** **D13/108**
- (58) **Field of Classification Search** D32/17,
D32/18, 22, 31; 15/344, 329, 347, 350–353,
15/361, 363, 412, 334, DIG. 1; 55/343, 349,
55/424, 459.1, DIG. 3; D13/107, 108; 320/112,
320/114, 115
See application file for complete search history.

(57) **CLAIM**

The ornamental design for a handheld vacuum base, as shown and described.

DESCRIPTION

FIG. 1 is a front isometric view of a handheld vacuum base showing the claimed design.

FIG. 2 is a left elevational view of the handheld vacuum base, the right elevational view being a mirror image of the left elevational view.

FIG. 3 is a top plan view of the handheld vacuum base.

FIG. 4 is a bottom plan view of the handheld vacuum base.

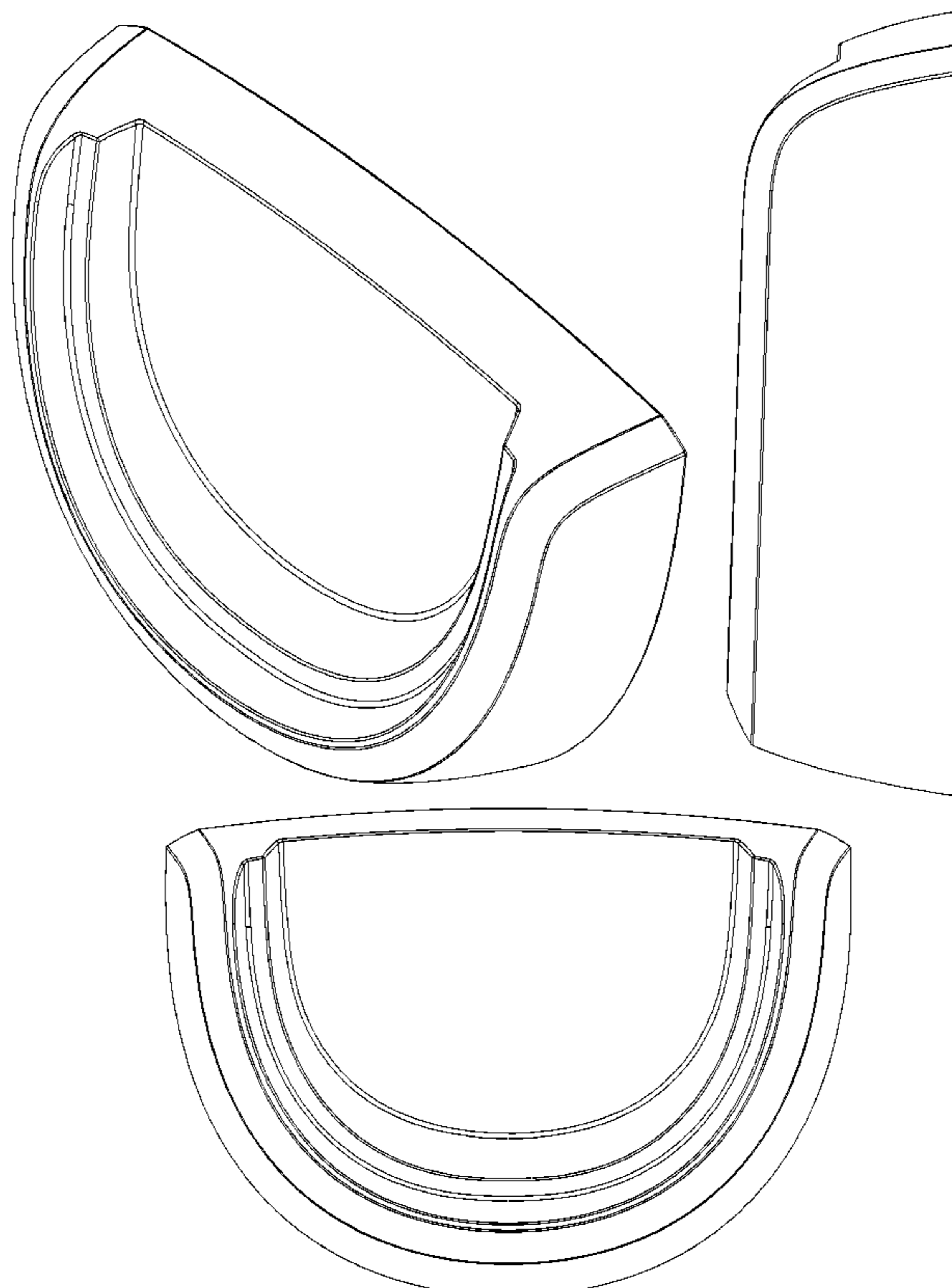
FIG. 5 is a front elevational view of the handheld vacuum base; and,

FIG. 6 is a rear elevational view of the handheld vacuum base.

(56) **References Cited**
U.S. PATENT DOCUMENTS

D210,885 S	4/1968	Eberhart	
4,225,814 A	9/1980	Gantz et al.	
D288,015 S	1/1987	Verdier et al.	
D289,631 S *	5/1987	Osit	D13/108
4,670,701 A *	6/1987	Sako et al.	320/115
D300,214 S *	3/1989	Adams	D13/108
D303,245 S	9/1989	Tsuji	
D308,267 S	5/1990	Bradd	
D335,861 S	5/1993	Tattari	

1 Claim, 6 Drawing Sheets



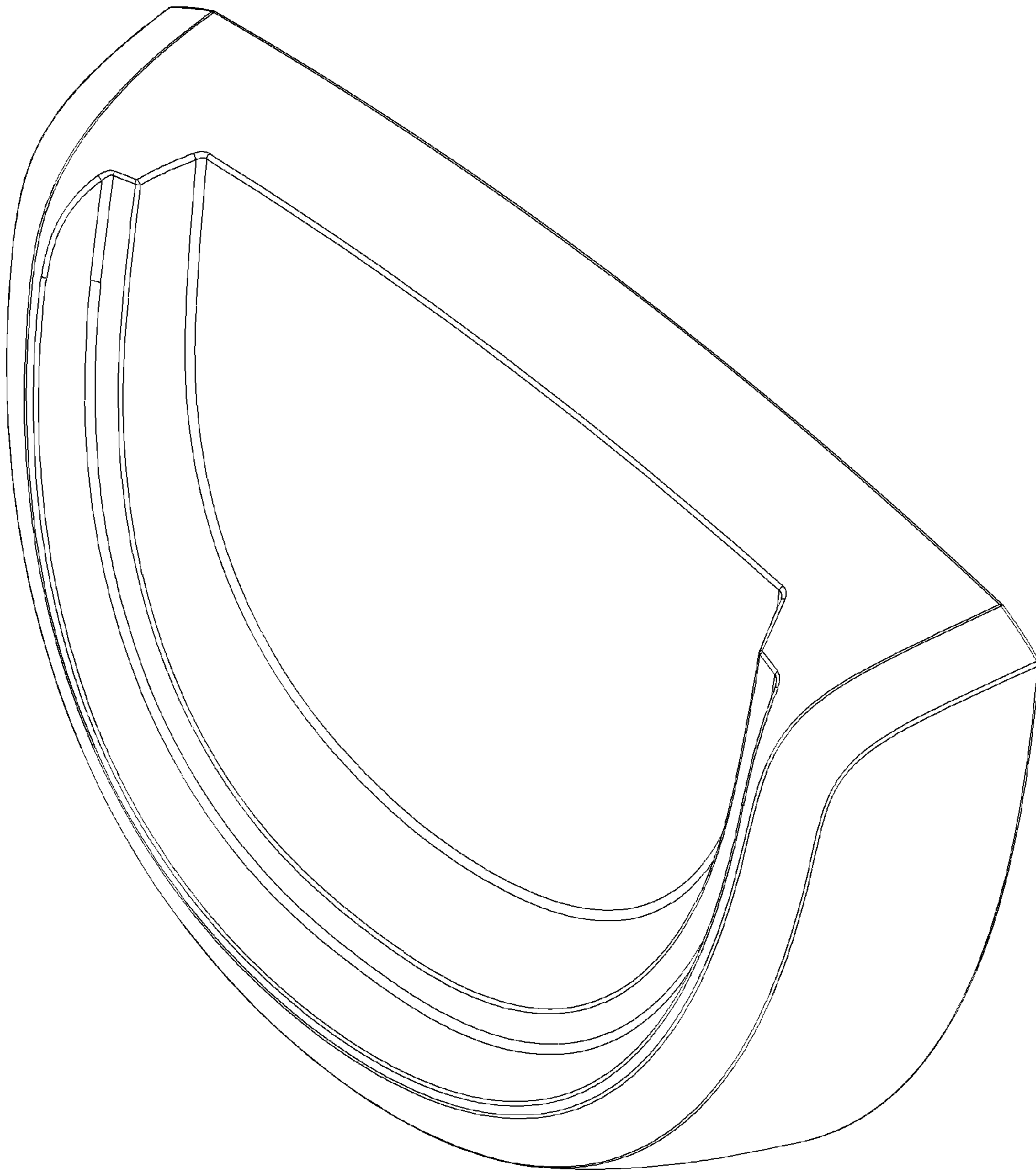


Fig. 1




Fig. 2




Fig. 3




Fig. 4

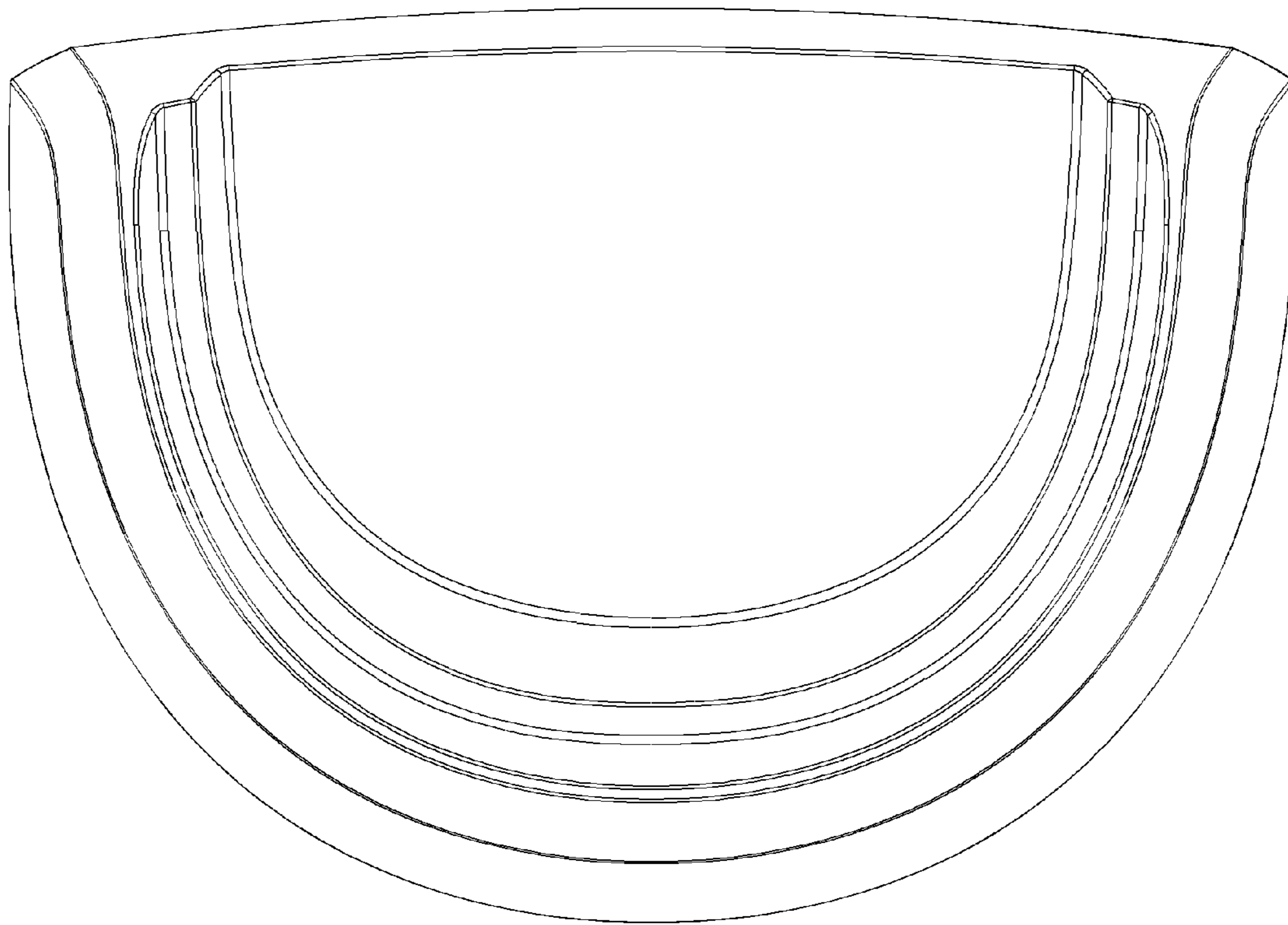


Fig. 5

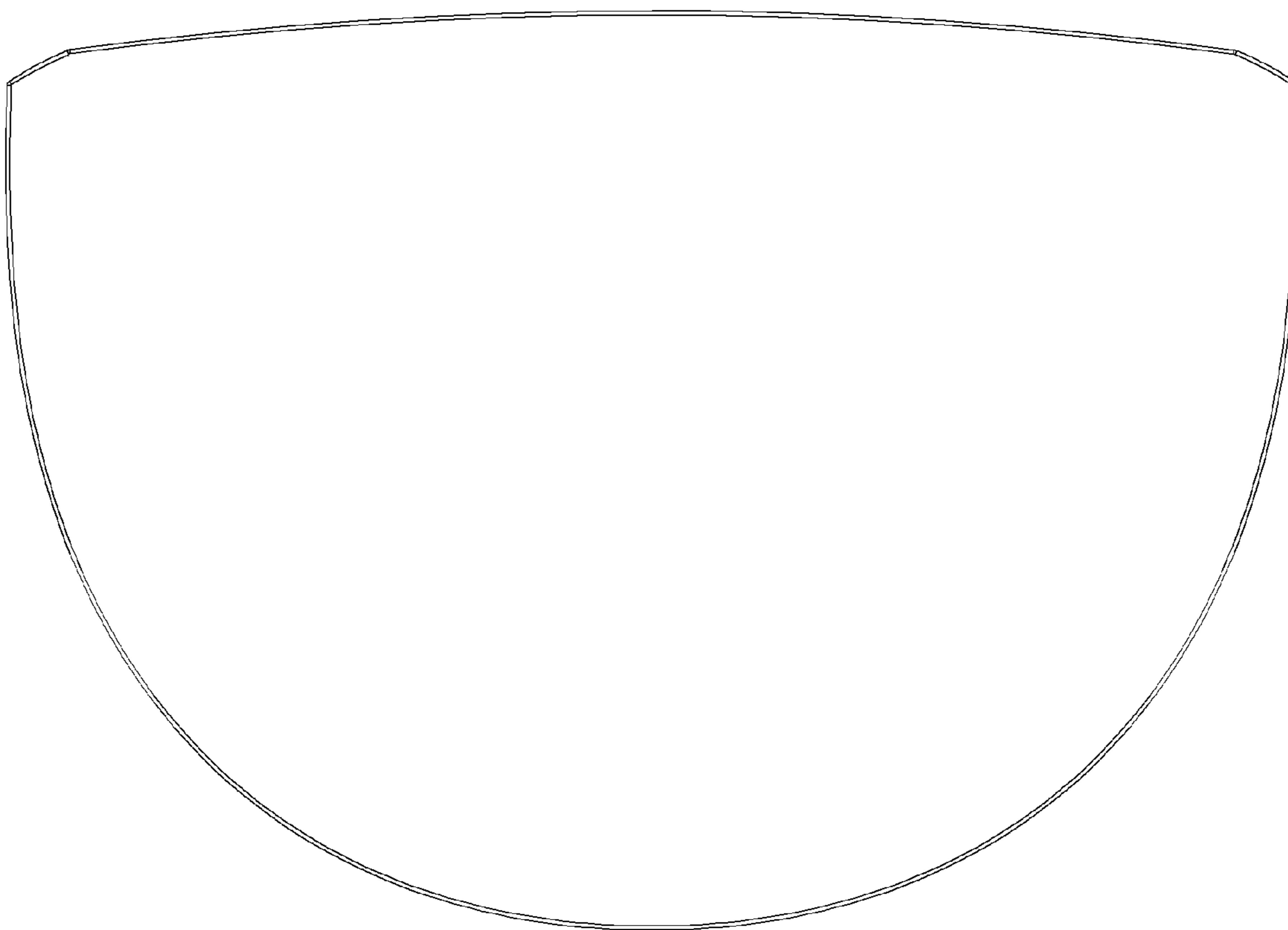


Fig. 6