



US00D574318S

(12) **United States Design Patent**
Ashton et al.

(10) **Patent No.:** **US D574,318 S**

(45) **Date of Patent:** **** Aug. 5, 2008**

(54) **CENTER TREAD FOR A TIRE**

(75) Inventors: **Charles Joseph Ashton**, Cuyahoga Falls, OH (US); **Eric Matthew Luecke**, Doylestown, OH (US); **Daniel Abe Alford**, Cuyahoga Falls, OH (US); **Matthew John Neidert**, Akron, OH (US); **Jeremy Edward Whisner**, Akron, OH (US); **Jay Joseph Robinson**, Stow, OH (US); **Eric John Marazzi**, Tallmadge, OH (US); **Shannon Joseph Hughes**, Rootstown, OH (US); **Jonathan James Shondel**, Massillon, OH (US)

D472,515 S	4/2003	Hutz et al.	D12/551
D491,134 S	6/2004	Brayer et al.	D12/588
D491,881 S	6/2004	Ebiko et al.	D12/551
D491,883 S	6/2004	Landers et al.	D12/553
D500,983 S	1/2005	Lo	D12/552
D504,105 S	4/2005	Landers et al.	D12/553
D504,388 S	4/2005	Umstot et al.	D12/551
6,968,881 B2	11/2005	Ratliff, Jr. et al.	152/209.15
D512,958 S	12/2005	Allison et al.	D12/552
D534,482 S *	1/2007	Schmalix et al.	D12/553
D535,247 S *	1/2007	Shondel et al.	D12/553
D535,248 S *	1/2007	Ashton et al.	D12/553
D548,679 S *	8/2007	de Briey-Terlinden	D12/553

(73) Assignee: **The Goodyear Tire & Rubber Company**, Akron, OH (US)

(**) Term: **14 Years**

(21) Appl. No.: **29/286,541**

(22) Filed: **May 10, 2007**

Related U.S. Application Data

(63) Continuation of application No. 29/267,115, filed on Oct. 5, 2006.

(51) **LOC (8) Cl.** **12-15**

(52) **U.S. Cl.** **D12/553**

(58) **Field of Classification Search** D12/551-556, D12/546, 506, 586-590, 605, 583, 900, 901, D12/534, 569, 523-524; 152/209.9, 209.1, 152/209.8, 209.18, 209.25, 455, 209.28
See application file for complete search history.

(56) **References Cited**

U.S. PATENT DOCUMENTS

D397,650 S	9/1998	Himuro	D12/147
D402,945 S	12/1998	Maxwell et al.	D12/147
D416,836 S	11/1999	Himuro	D12/147
D455,116 S	4/2002	Graas et al.	D12/553
D456,765 S	5/2002	Weber et al.	D12/555
D471,149 S	3/2003	Endo et al.	D12/551
D471,150 S	3/2003	Endo et al.	D12/551

OTHER PUBLICATIONS

Bridgestone/Firestone North American LLC, Potenza S-02, *2004 Tread Design Guide*, p. 12, 5/2.

Toyo Tires Proxes ST, *2004 Tread Design Guide*, p. 58, 2/1.

* cited by examiner

Primary Examiner—Stacia Cadmus

(74) *Attorney, Agent, or Firm*—Richard B. O’Planick

(57) **CLAIM**

The ornamental design for a center tread for a tire, as shown and described.

DESCRIPTION

FIG. 1 is a perspective view of a center tread for a tire showing our new design, it being understood that the pattern repeats uniformly throughout the circumference of the tread;

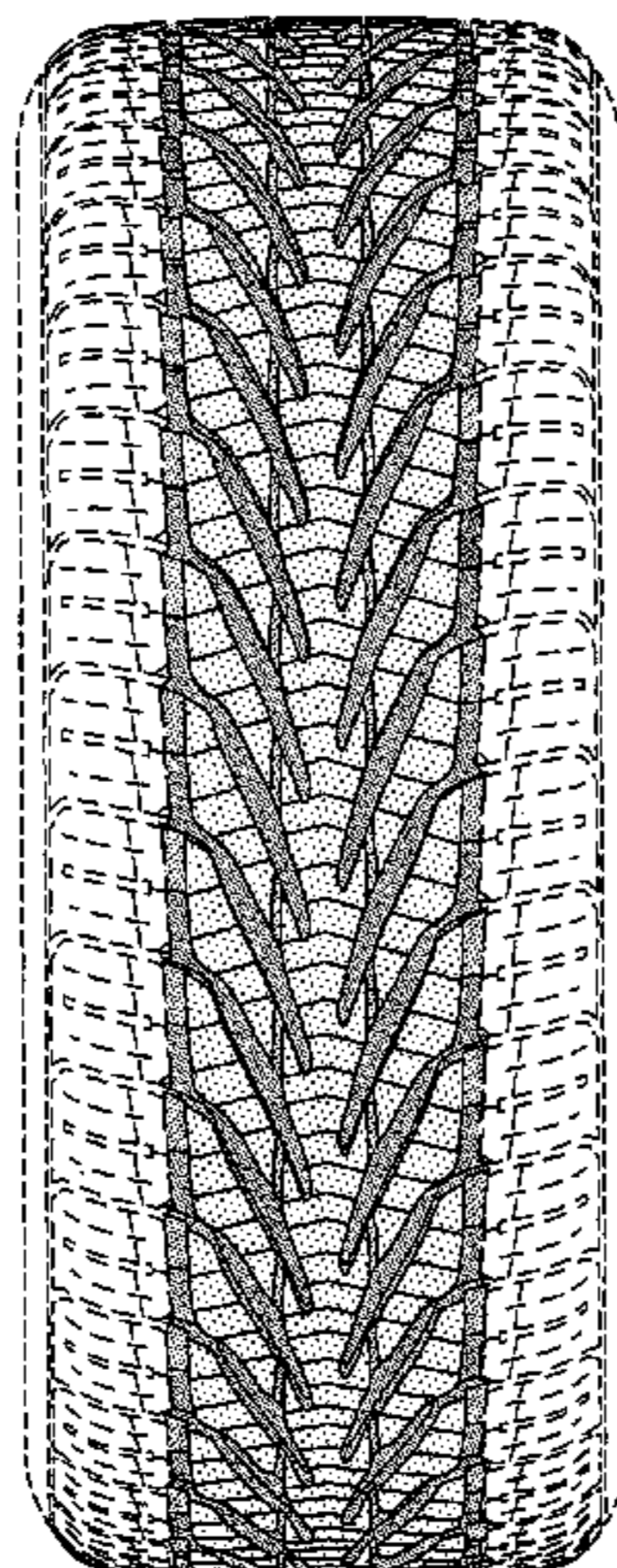
FIG. 2 is a front elevational view thereof;

FIG. 3 is a right side elevational view thereof; the other side being a mirror image; and,

FIG. 4 is an enlarged fragmentary front elevational view thereof.

In the drawing, the broken lines defining the shoulder tread, sidewall, inner bead and the peripheral boundary between the center tire tread and the shoulder tread are for illustrative purposes only and form no part of the claimed design.

1 Claim, 4 Drawing Sheets



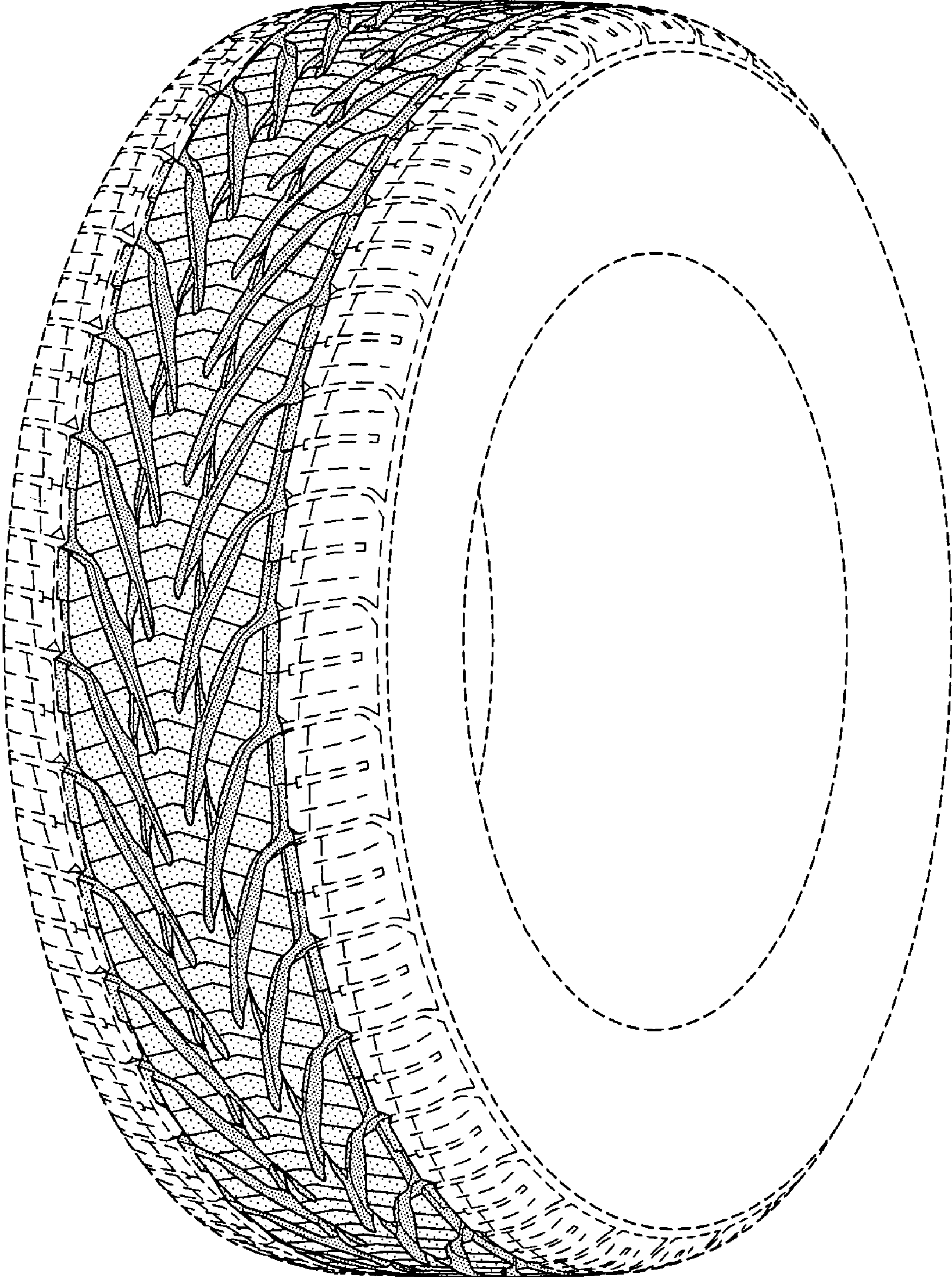


FIG-1

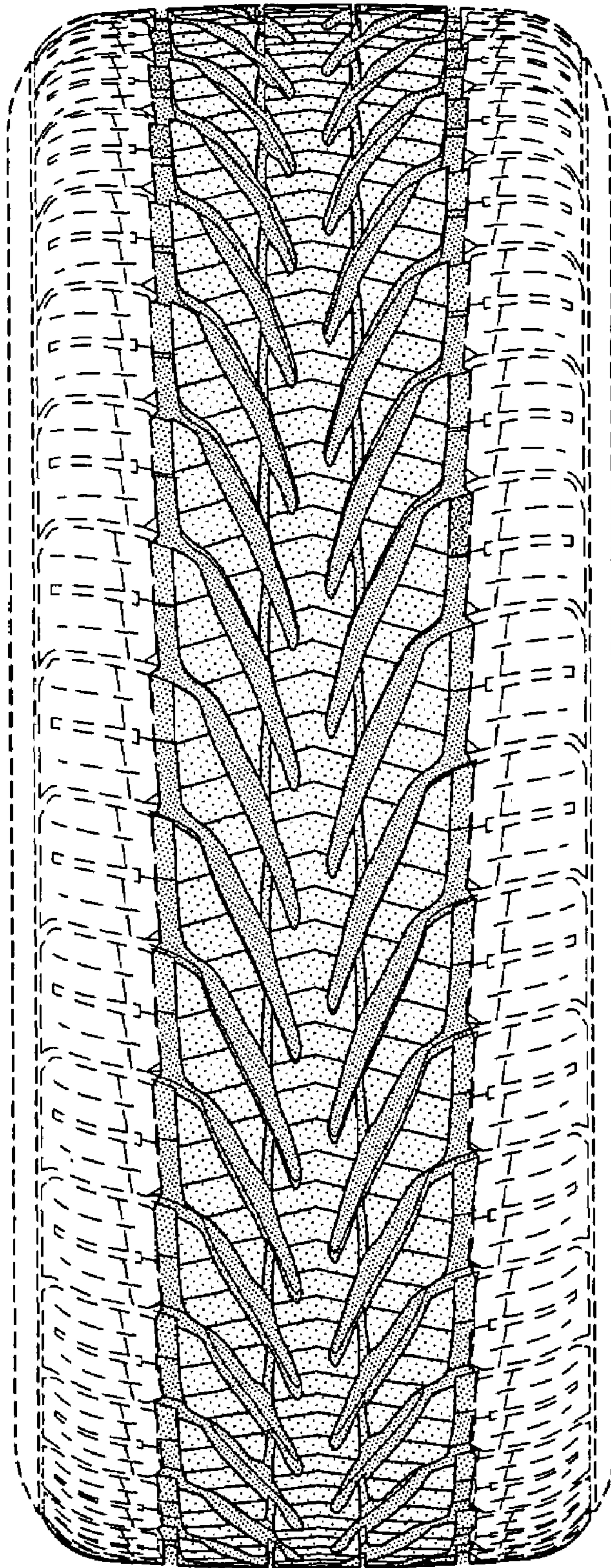


FIG-2

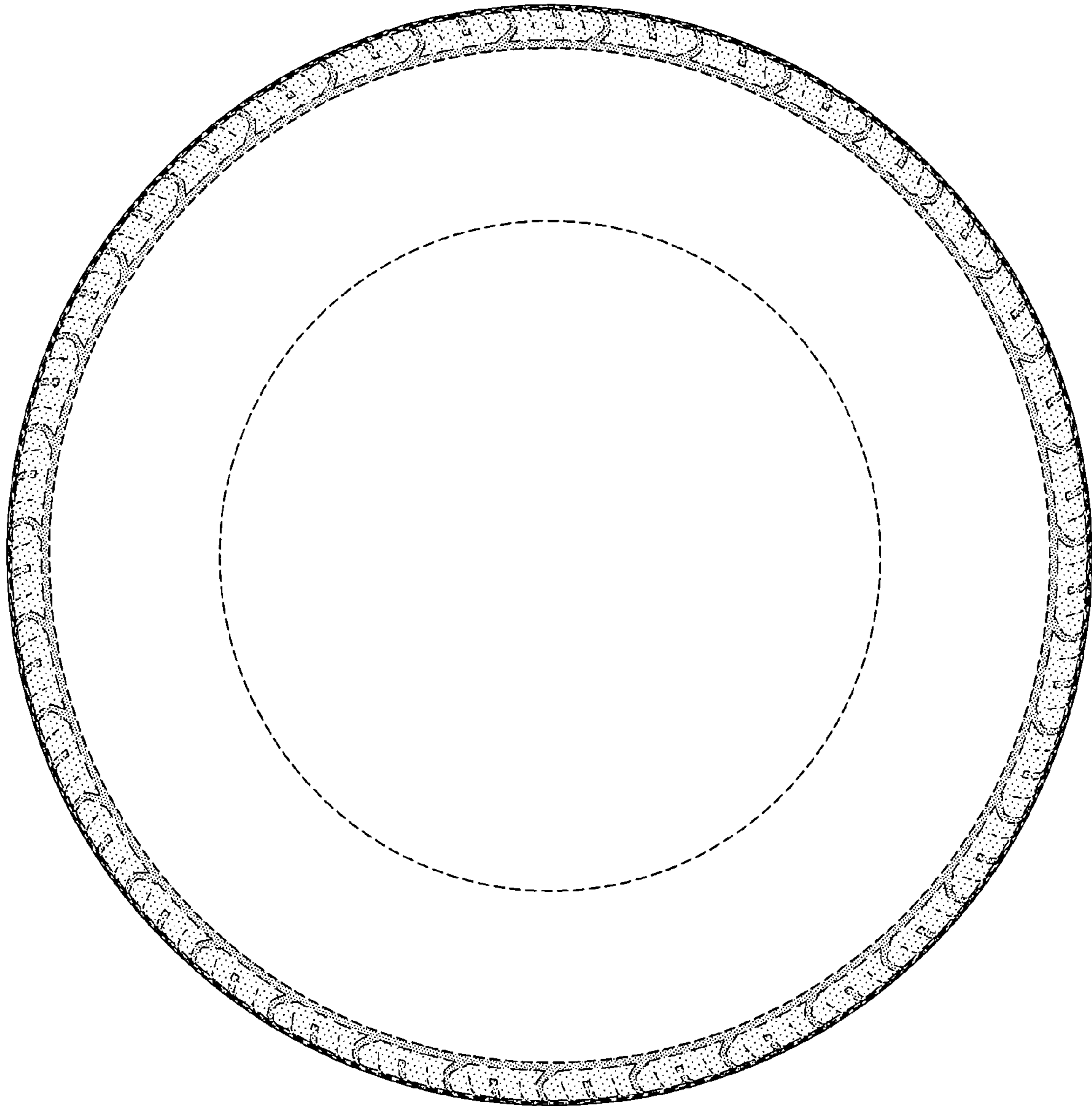


FIG-3

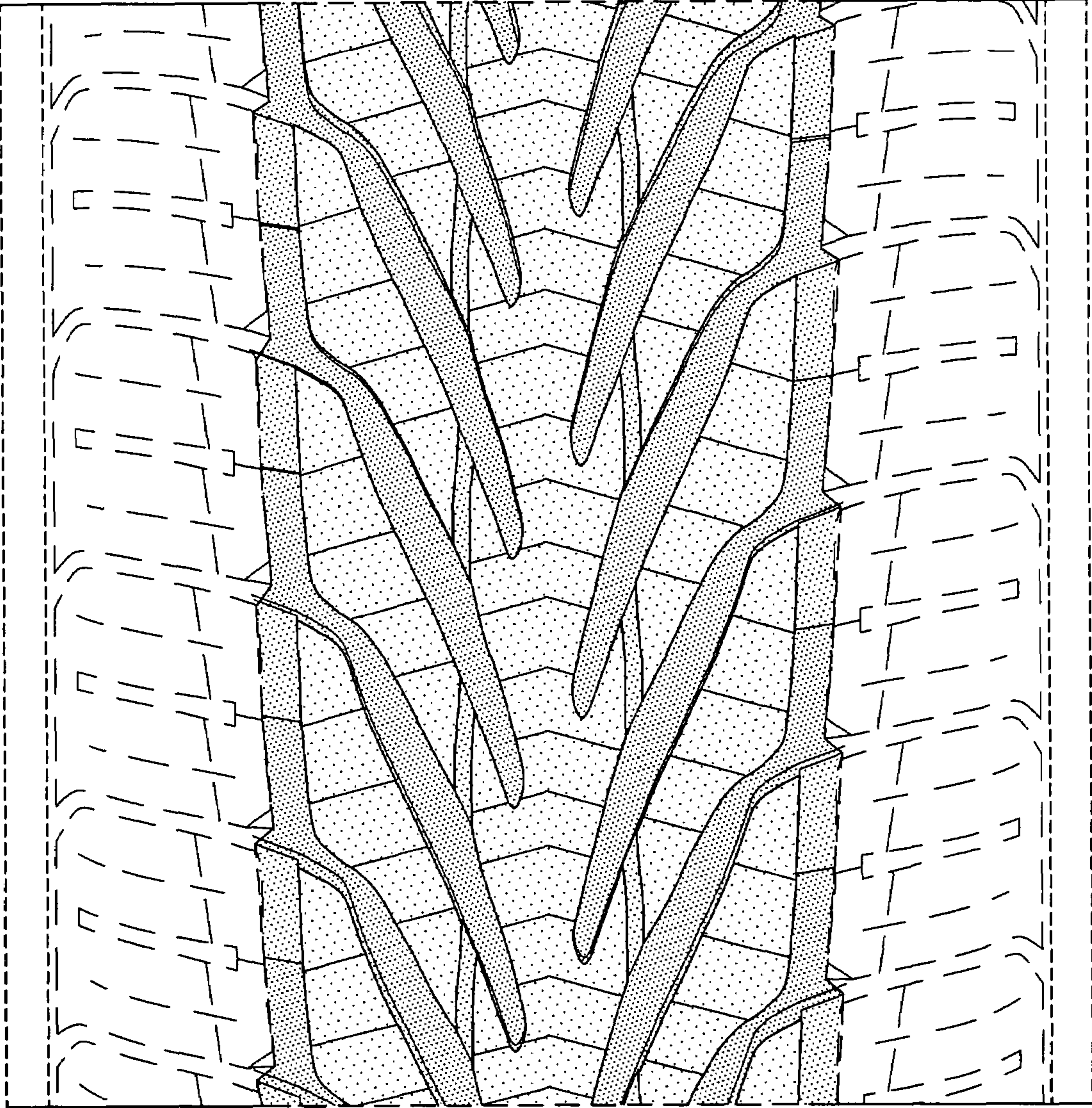


FIG-4