



US00D574317S

(12) **United States Design Patent**
Otsuji

(10) **Patent No.:** **US D574,317 S**

(45) **Date of Patent:** **** Aug. 5, 2008**

(54) **TIRE FOR AUTOMOBILE**

(75) Inventor: **Hideki Otsuji**, Hyogo-ken (JP)

(73) Assignee: **The Goodyear Tire & Rubber Company**, Akron, OH (US)

(**) Term: **14 Years**

(21) Appl. No.: **29/292,657**

(22) Filed: **Oct. 23, 2007**

(30) **Foreign Application Priority Data**

Apr. 25, 2007 (JP) 2007-011194

(51) **LOC (8) Cl.** **12-15**

(52) **U.S. Cl.** **D12/544**

(58) **Field of Classification Search** D12/503,
D12/544, 549-557, 563, 512, 579, 900-901,
D12/600; 152/209.1, 209.9-209.13, 209.18,
152/209.25, 209.28, 455

See application file for complete search history.

(56) **References Cited**

U.S. PATENT DOCUMENTS

D288,426 S *	2/1987	Konishi et al.	D12/544
D313,386 S *	1/1991	Goto et al.	D12/600
D366,232 S	1/1996	Ueda	D12/146
D381,943 S	8/1997	Ueda	D12/146
D388,844 S *	1/1998	Bonko	D12/544
D411,150 S *	6/1999	Rooney	D12/544
D471,151 S	3/2003	Otsuji	D12/559

D484,088 S *	12/2003	Kindig	D12/544
D484,844 S *	1/2004	Eddy, Jr.	D12/503
D492,643 S *	7/2004	Robert	D12/579
D517,977 S *	3/2006	Robert	D12/600
D525,190 S	7/2006	Oohigashi	D12/544
D527,703 S	9/2006	Oohigashi	D12/579
D549,163 S *	8/2007	Maus et al.	D12/579
D555,076 S *	11/2007	Sakakibara et al.	D12/544

* cited by examiner

Primary Examiner—Stacia Cadmus

(74) *Attorney, Agent, or Firm*—Richard B. O’Planick

(57) **CLAIM**

The ornamental design for a tire for automobile, as shown and described.

DESCRIPTION

FIG. 1 is a perspective view of a tire for automobile showing my new design, it being understood that the pattern repeats uniformly throughout the circumference of the tread;


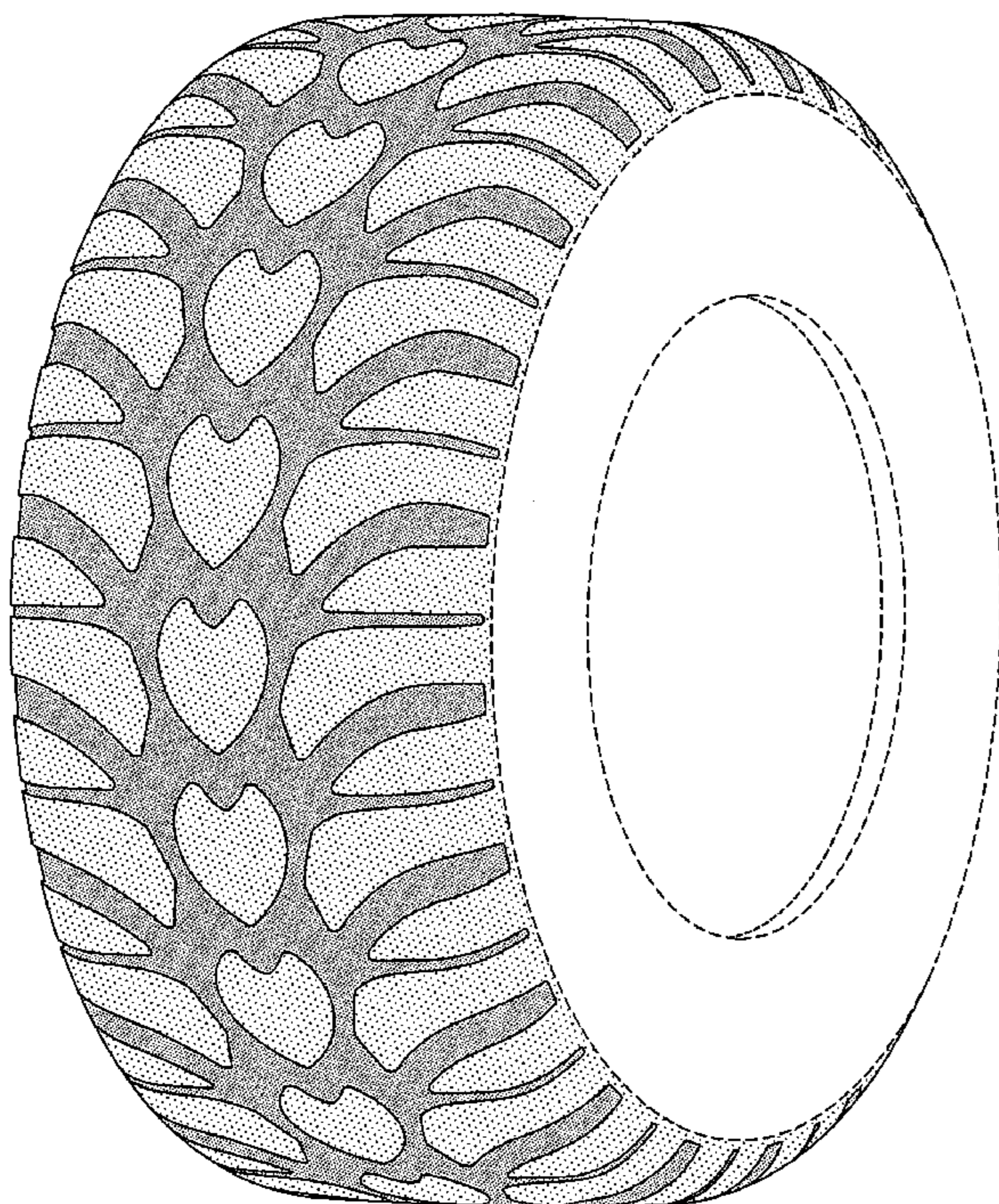
FIG. 2 is a front elevational view thereof;

FIG. 3 is a right side elevational view thereof; the other side being a mirror image thereof; and,

FIG. 4 is an enlarged fragmentary front elevational view thereof.

In the drawings the broken lines defining the sidewall, inner bead and the peripheral boundary between the tire tread and the sidewall are for illustrative purposes only and form no part of the claimed design.

1 Claim, 4 Drawing Sheets



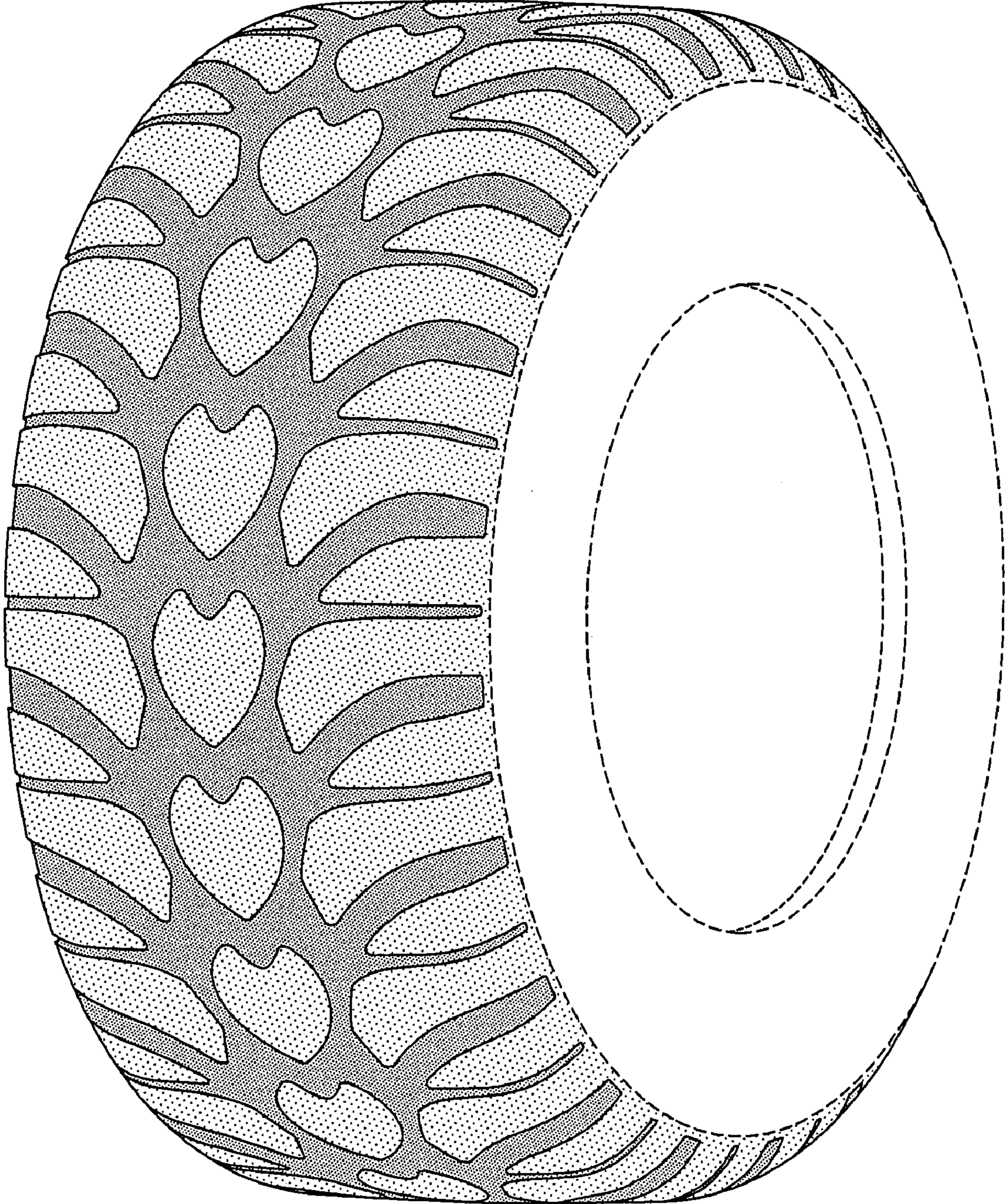


FIG-1




FIG-2

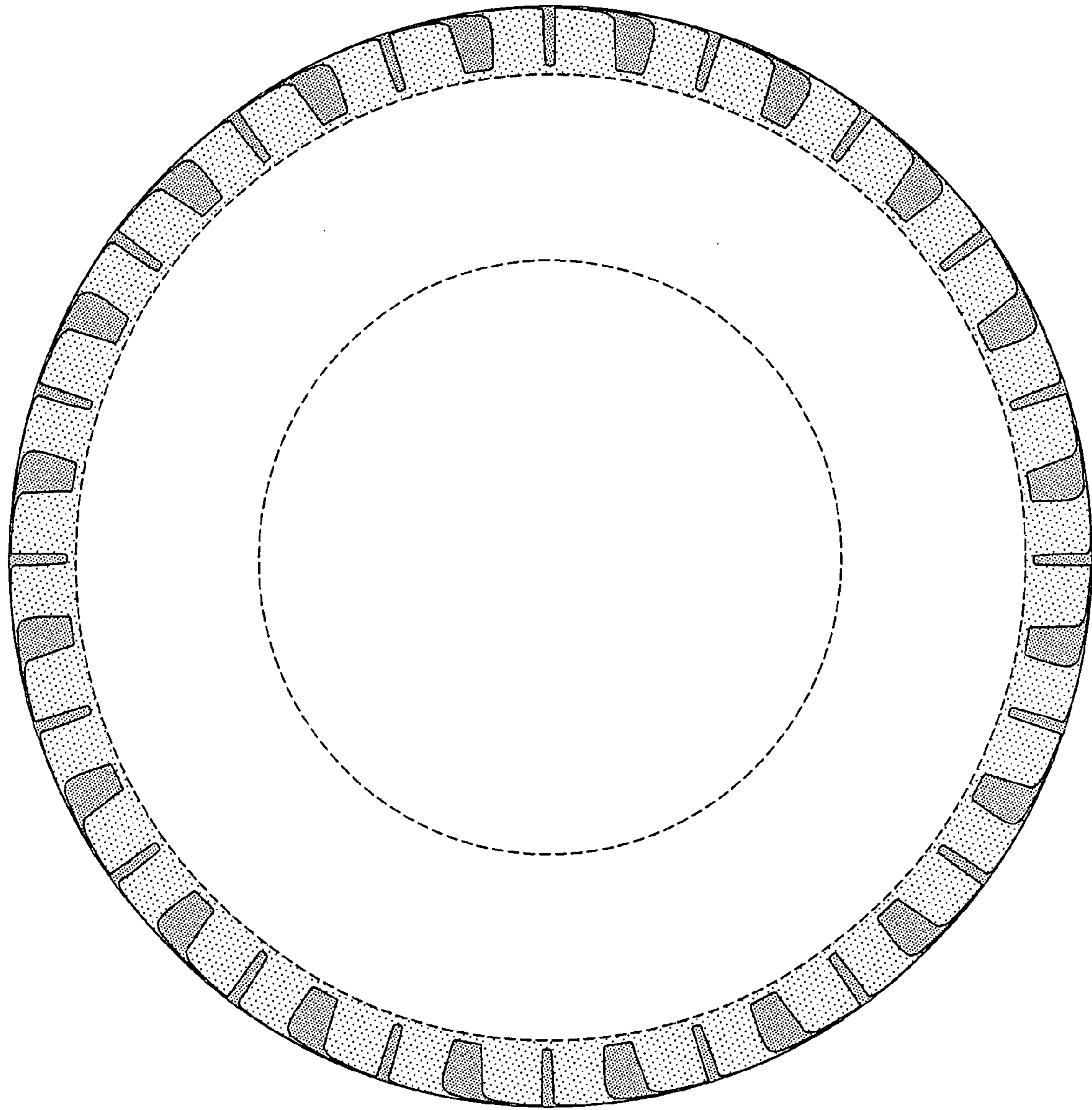


FIG-3




FIG-4