

US00D574308S

(12) **United States Design Patent**  
**Focardi**

(10) **Patent No.:** **US D574,308 S**

(45) **Date of Patent:** **\*\* Aug. 5, 2008**

(54) **SUN SHIELD FOR VEHICLES**

(57) **CLAIM**

(76) **Inventor:** **Babila Focardi**, Le Mirabel - 4 av. des Citronniers, Monte Carlo (MC) 98000

The ornamental design for a sun shield for vehicles, as shown and described.

(\*\*) **Term:** **14 Years**

**DESCRIPTION**

(21) **Appl. No.:** **29/253,961**

FIG. 1 is a perspective view from the top of an exemplary embodiment of a sun shield for vehicles, wherein two opposing extendable sheets and four orientable hooks attached to individual strings are illustrated in a retracted position;

(22) **Filed:** **Feb. 15, 2006**

FIG. 2 is a perspective view from the front of the sun shield for vehicles of FIG. 1;

(30) **Foreign Application Priority Data**

Nov. 18, 2005 (EM) ..... 000436159

FIG. 3 is a perspective view from the bottom of the sun shield for vehicles of FIG. 1;

(51) **LOC (8) Cl.** ..... **12-08**

(52) **U.S. Cl.** ..... **D12/181**

(58) **Field of Classification Search** ..... D12/181, D12/191, 417; 296/97.1, 91, 97.2, 97.5, 296/97.6, 97.8, 180.1, 180.2; 160/37.21, 160/370.23, DIG. 3

FIG. 4 is an elevation view from the left side of the sun shield for vehicles of FIG. 1;

See application file for complete search history.

FIG. 5 is a perspective view from the top left of the sun shield for vehicles of FIG. 1;

(56) **References Cited**

**U.S. PATENT DOCUMENTS**

3,059,961	A	*	10/1962	Jacobs	.....	296/97.11
D283,611	S	*	4/1986	Kingsley	.....	D12/191
D303,239	S	*	9/1989	Gempel et al.	.....	D12/191
D310,652	S	*	9/1990	Nagata	.....	D12/191
D322,057	S	*	12/1991	Horwill	.....	D12/191
D341,563	S	*	11/1993	Niemi	.....	D12/191
5,408,051	A	*	4/1995	Zappia	.....	174/135
D397,659	S	*	9/1998	Raevsky et al.	.....	D12/191
D403,999	S	*	1/1999	Lund	.....	D12/191
D478,303	S	*	8/2003	Iverson et al.	.....	D12/191
D528,054	S	*	9/2006	Beigel et al.	.....	D12/191
D538,211	S	*	3/2007	Panepento	.....	D12/181

FIG. 6 is a perspective view from the front of the sun shield for vehicles of FIG. 1, wherein one extendable sheet and two corresponding orientable hooks attached to individual strings are illustrated in a retracted position and the other extendable sheet and two corresponding orientable hooks attached to individual strings are illustrated in an extended position; and,

FIG. 7 is a perspective view from the front of the sun shield for vehicles of FIG. 1, wherein two opposing extendable sheets and four corresponding orientable hooks attached to individual strings are illustrated in an extended position.

The broken lines are for illustration only and form no part of the claimed design.

The left and right side views of the sun shield for vehicles are substantially equivalent. The two opposing corrugated straps extending from the left and right sides of the sun shield for vehicles, the orientable hooks, and the individual strings shown in broken lines are shown in multiple orientations in the drawing figures for illustrative purposes.

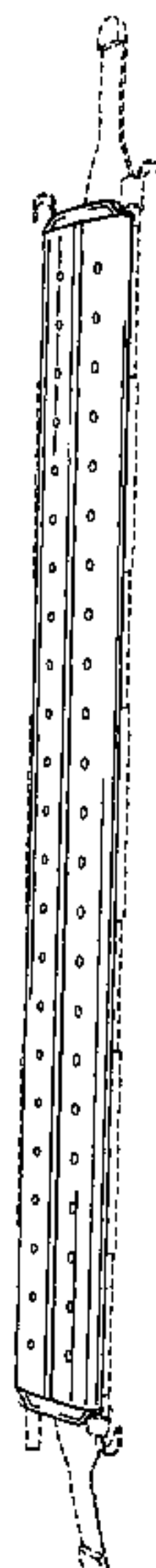
\* cited by examiner

*Primary Examiner*—Caron D. Veynar

*Assistant Examiner*—Abraham Bahta

(74) *Attorney, Agent, or Firm*—RatnerPrestia

**1 Claim, 7 Drawing Sheets**



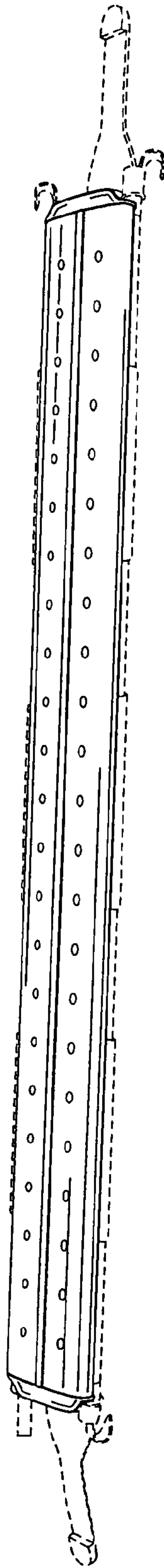


FIG. 1

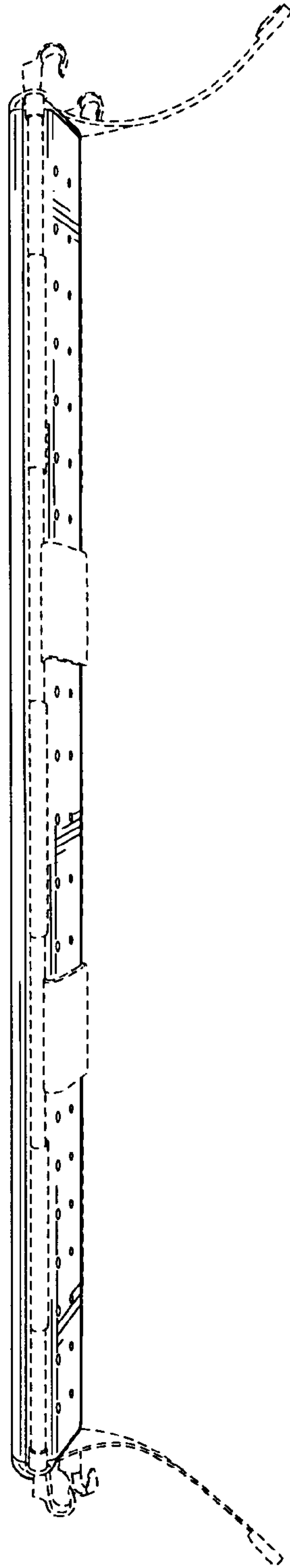


FIG. 2

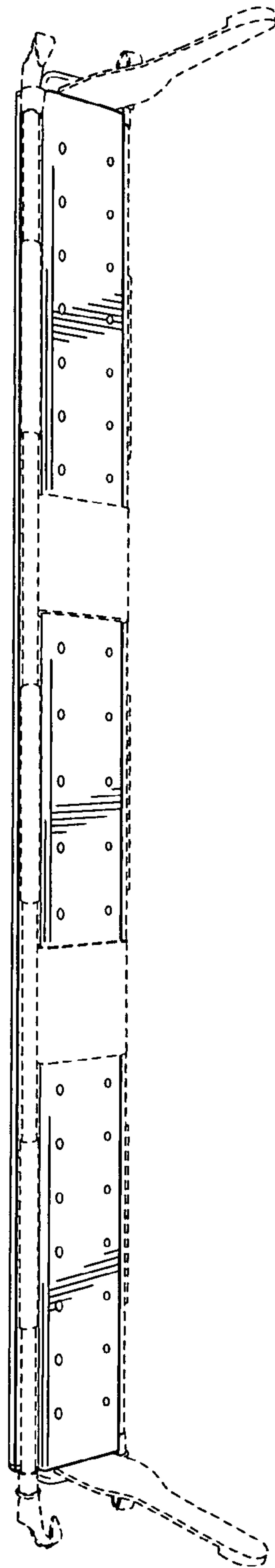


FIG. 3

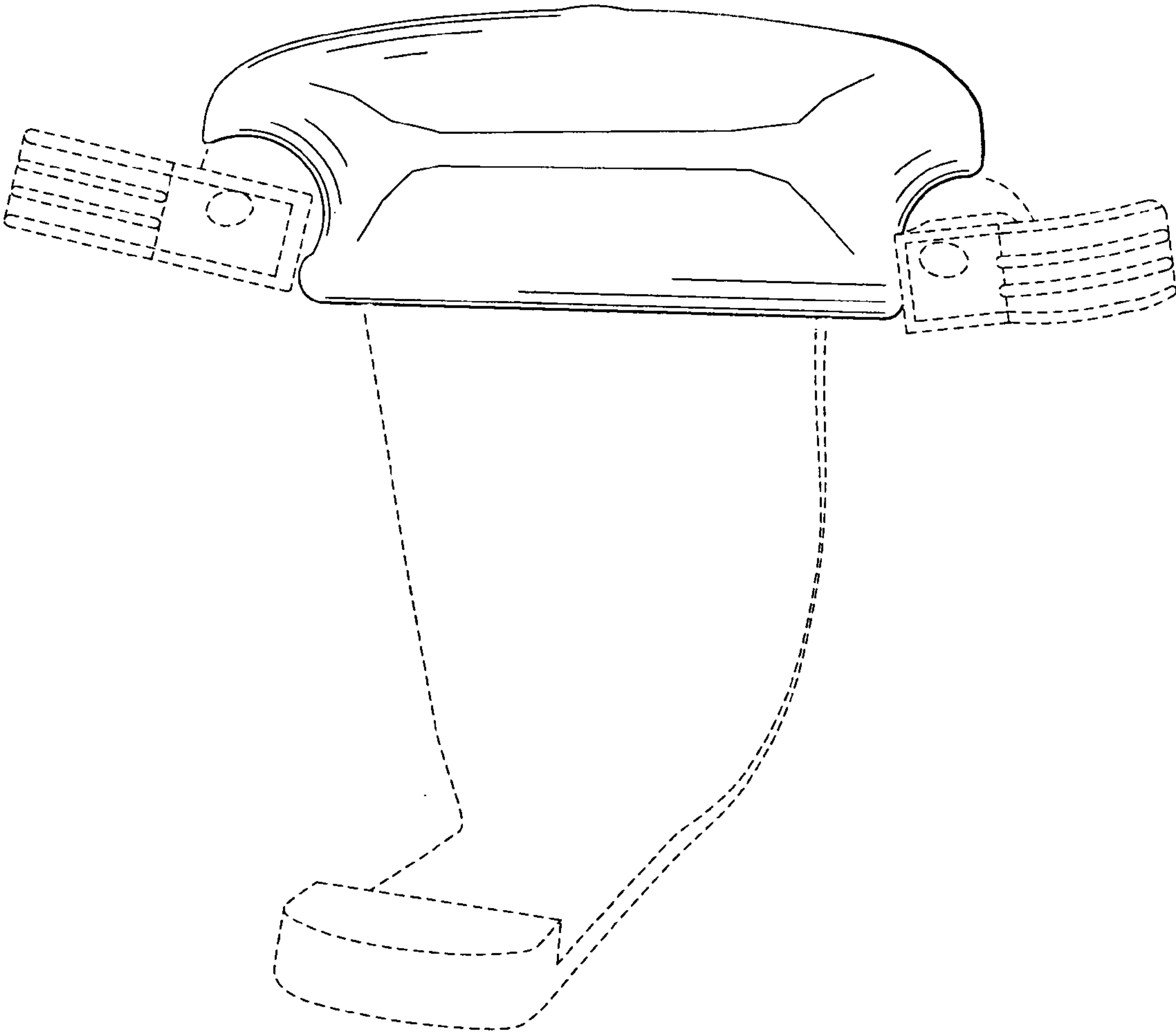


FIG. 4

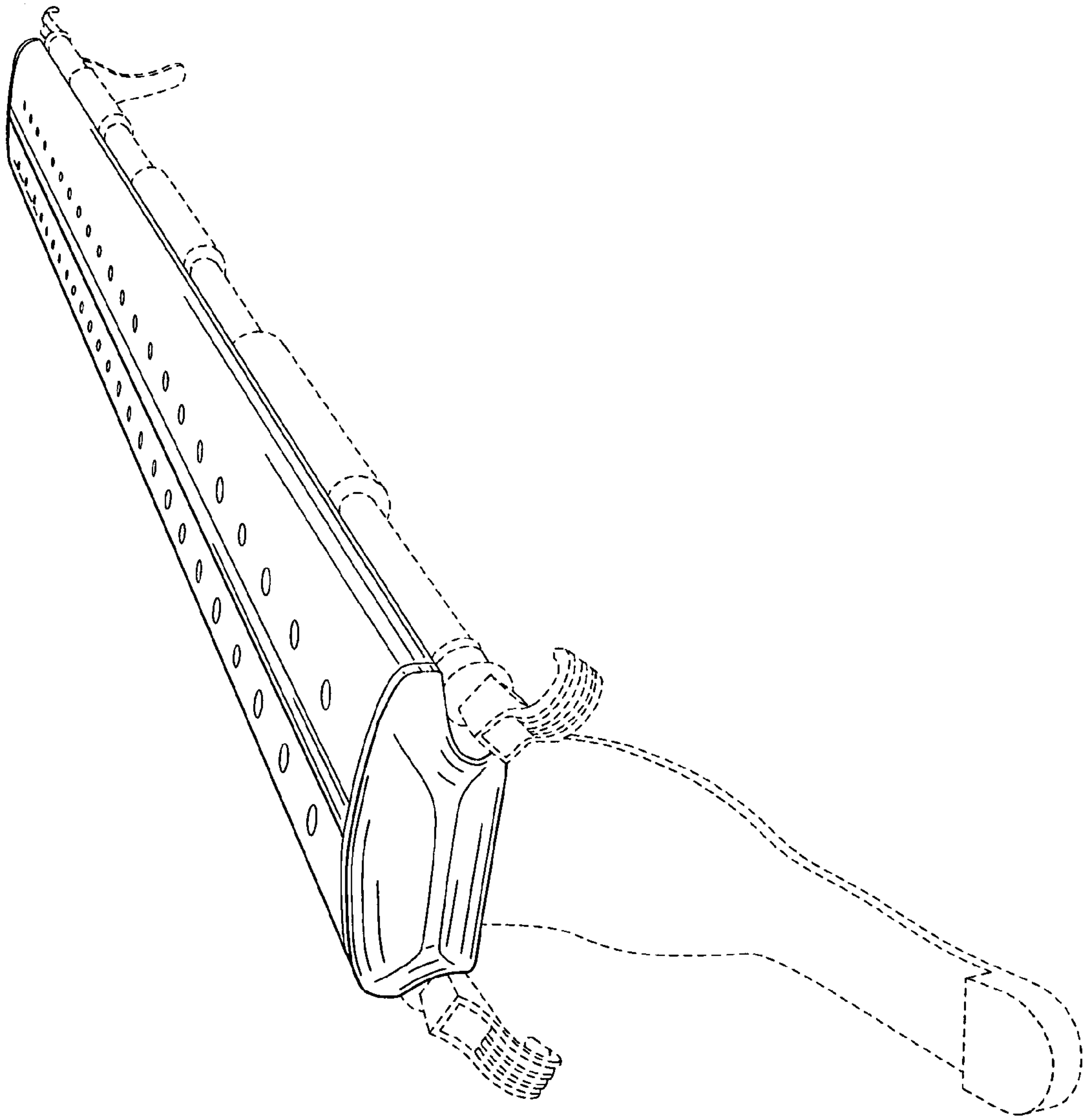


FIG. 5

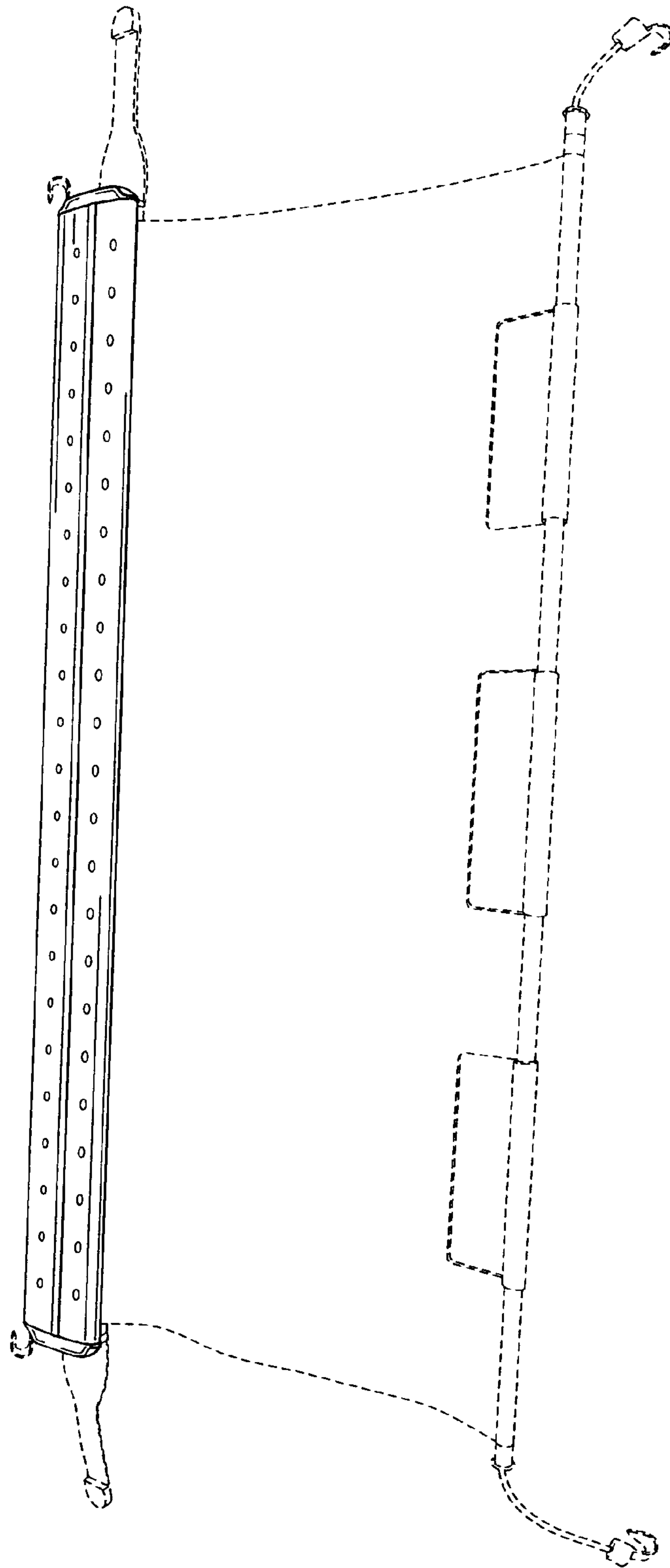


FIG. 6



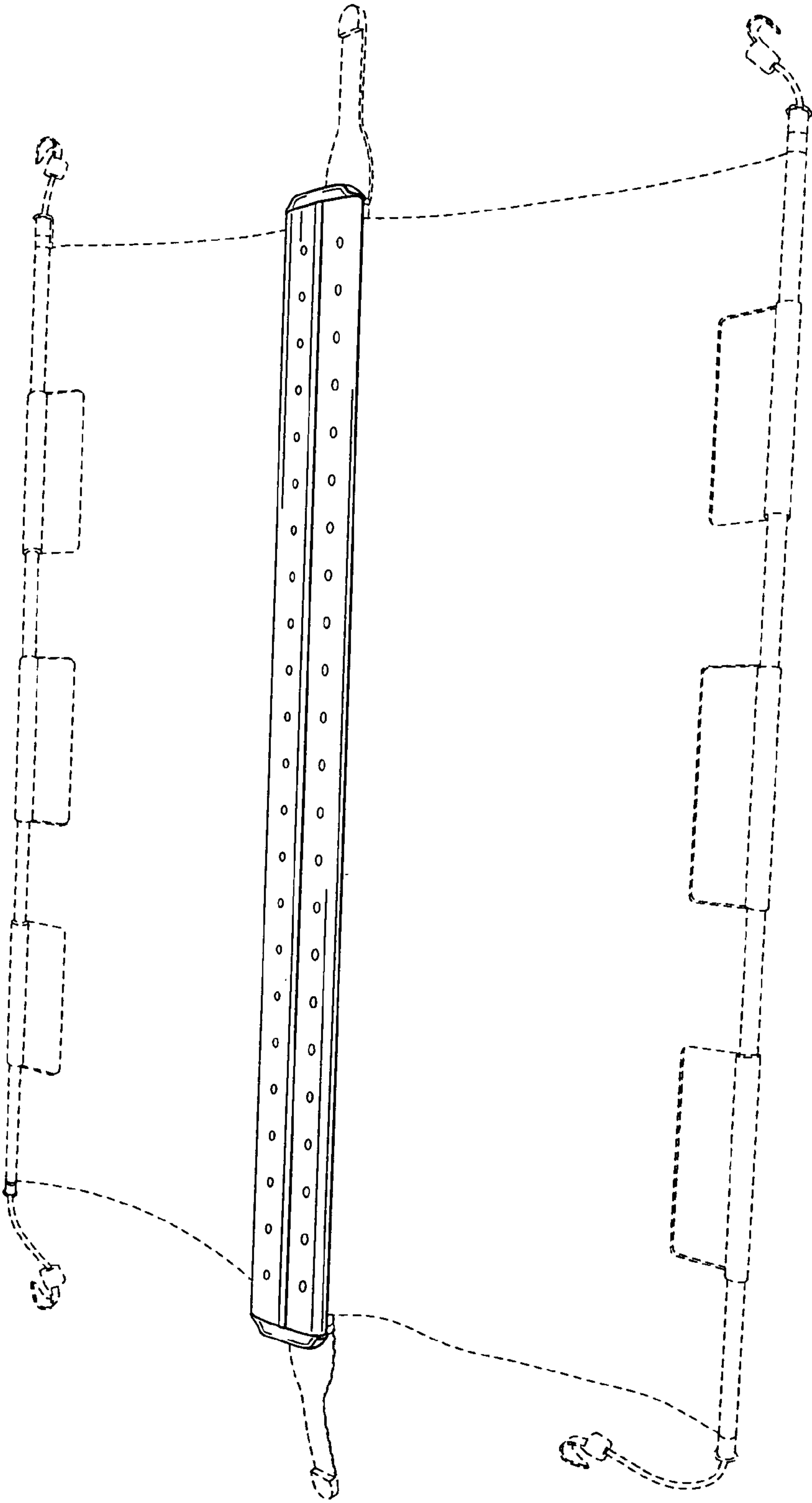


FIG. 7