



US00D574305S

(12) **United States Design Patent**  
**Baum**

(10) **Patent No.:** **US D574,305 S**

(45) **Date of Patent:** **\*\* Aug. 5, 2008**

(54) **SURFACE CONFIGURATION OF A REAR BUMPER FOR A VEHICLE**

(75) Inventor: **Stephan Baum**, Olching (DE)

(73) Assignee: **Bayerische Motoren Werke Aktiengesellschaft**, Munich (DE)

(\*\*) Term: **14 Years**

(21) Appl. No.: **29/274,996**

(22) Filed: **Jun. 15, 2007**

(30) **Foreign Application Priority Data**

Dec. 18, 2006 (DE) ..... 4 06 06 408

(51) **LOC (8) Cl.** ..... **12-16**

(52) **U.S. Cl.** ..... **D12/169**

(58) **Field of Classification Search** ..... D12/90-92,  
D12/86, 169, 196, 163; 296/193.1, 181.1;  
293/102, 113, 115, 117, 120

See application file for complete search history.

(56) **References Cited**

**U.S. PATENT DOCUMENTS**

- D503,134 S \* 3/2005 Pfeiffer et al. .... D12/169
- D511,725 S 11/2005 Nagashima
- D514,985 S 2/2006 Nagashima
- D516,969 S \* 3/2006 Honda et al. .... D12/169
- D532,346 S \* 11/2006 Tachibana ..... D12/169
- D533,816 S \* 12/2006 Golden et al. .... D12/169
- D533,818 S \* 12/2006 Kitazumi et al. .... D12/169
- D535,228 S \* 1/2007 Hayashi ..... D12/169
- D537,392 S \* 2/2007 Pfeiffer ..... D12/169
- D538,209 S \* 3/2007 Fujimaki ..... D12/169

- D545,734 S \* 7/2007 Kono ..... D12/169
- D546,250 S \* 7/2007 Hettler ..... D12/169
- D555,552 S \* 11/2007 Bucher et al. .... D12/169
- D559,744 S \* 1/2008 Hieke ..... D12/169
- D559,746 S \* 1/2008 Hieke ..... D12/169

**FOREIGN PATENT DOCUMENTS**

WO DM/066845 8/2005

\* cited by examiner

*Primary Examiner*—Melody N. Brown

(74) *Attorney, Agent, or Firm*—Crowell & Moring LLP

(57) **CLAIM**

The ornamental design for a surface configuration of a rear bumper for a vehicle, as shown and described.

**DESCRIPTION**

This application is related to the following co-pending application, of the inventor, filed on even date herewith:

Application Ser. No. 29/274,993, entitled “Surface Configuration of a Vehicle, Toy, and/or Other Replicas”.

FIG. 1 is a left perspective view of a surface configuration of a rear bumper for a vehicle according to my novel design;

FIG. 2 is a right perspective view thereof;

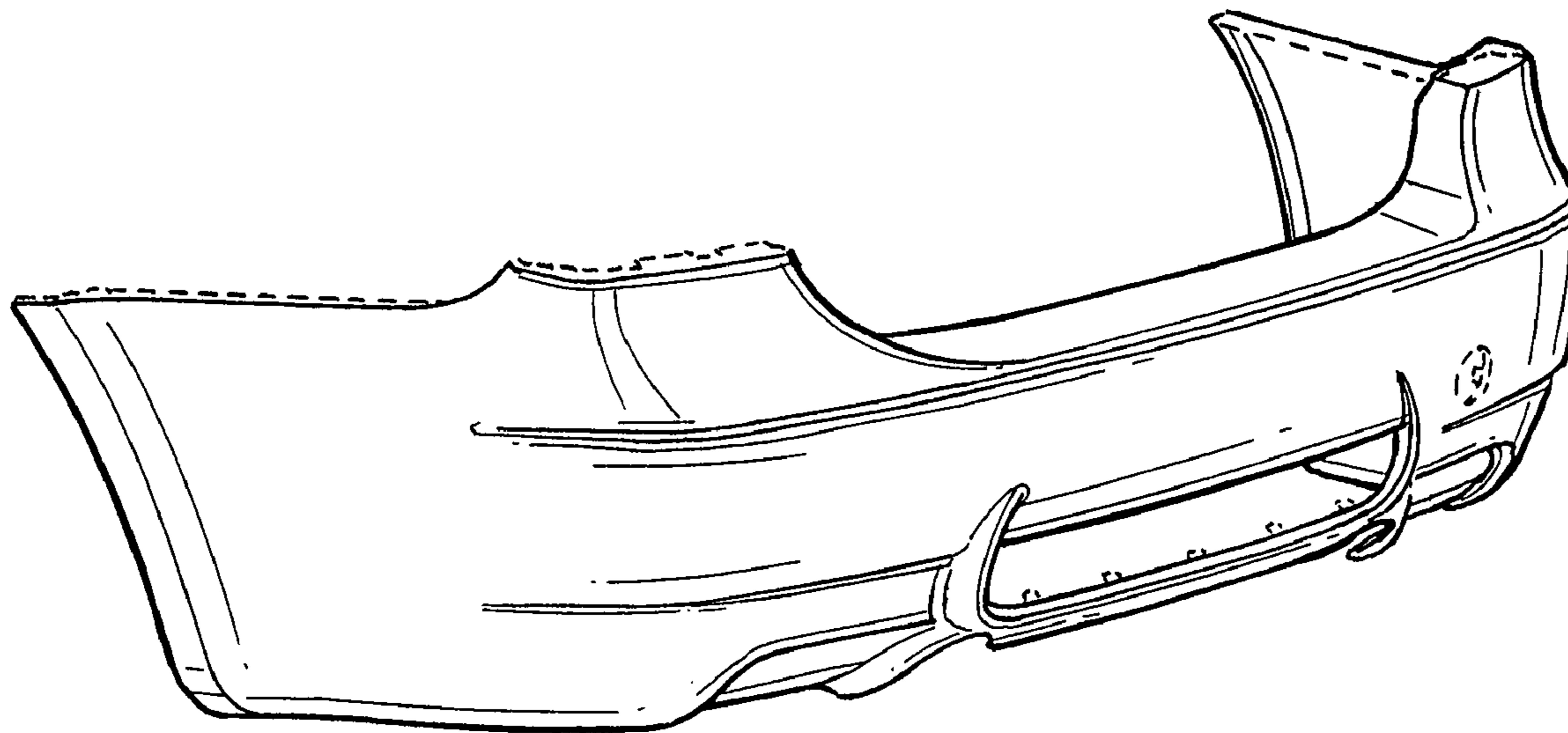
FIG. 3 is a front view thereof;

FIG. 4 is a right side view thereof; and,

FIG. 5 is a left side view thereof.

The broken lines are for illustrative purposes only and form no part of the claimed design. Also enclosed is a set of photographs of an embodiment of the invention.

**1 Claim, 2 Drawing Sheets**



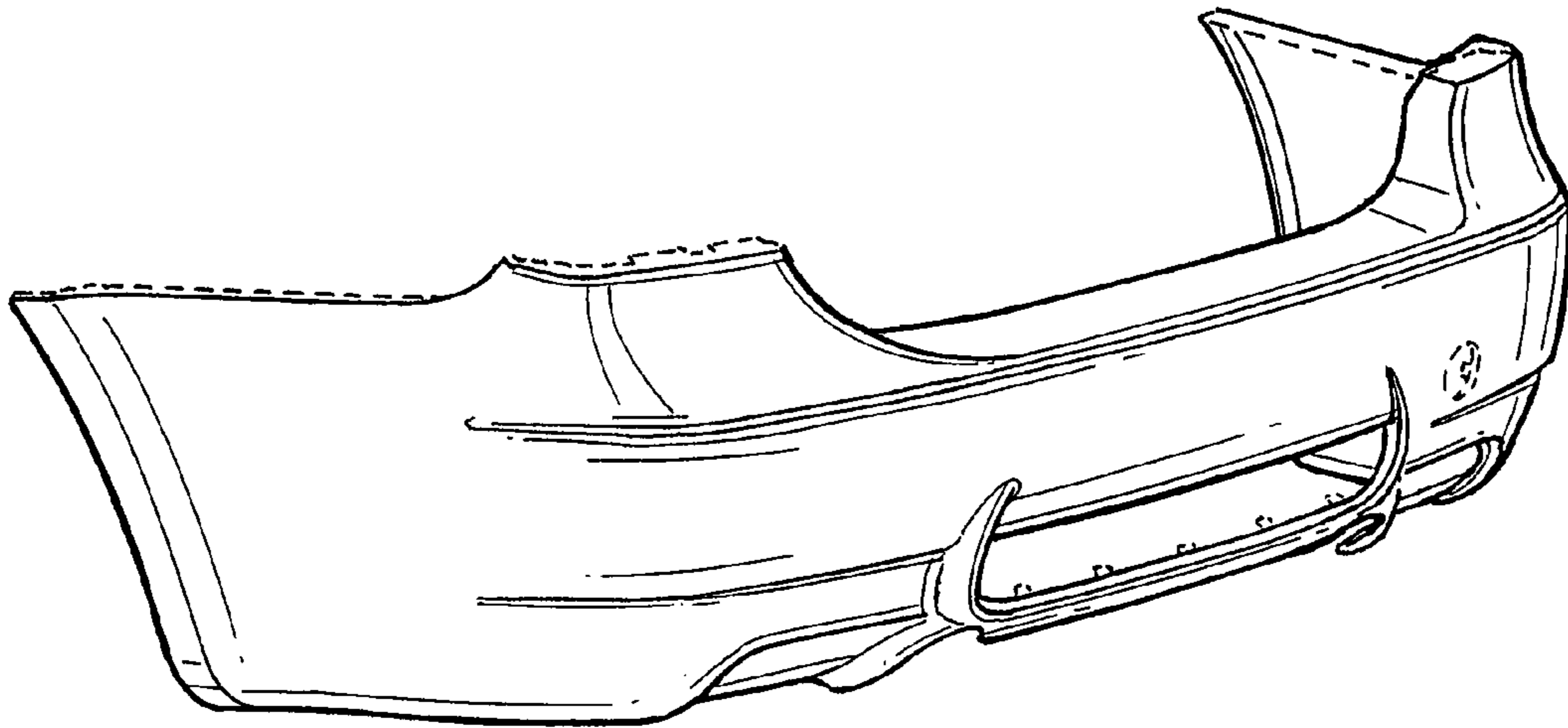


FIG. 1

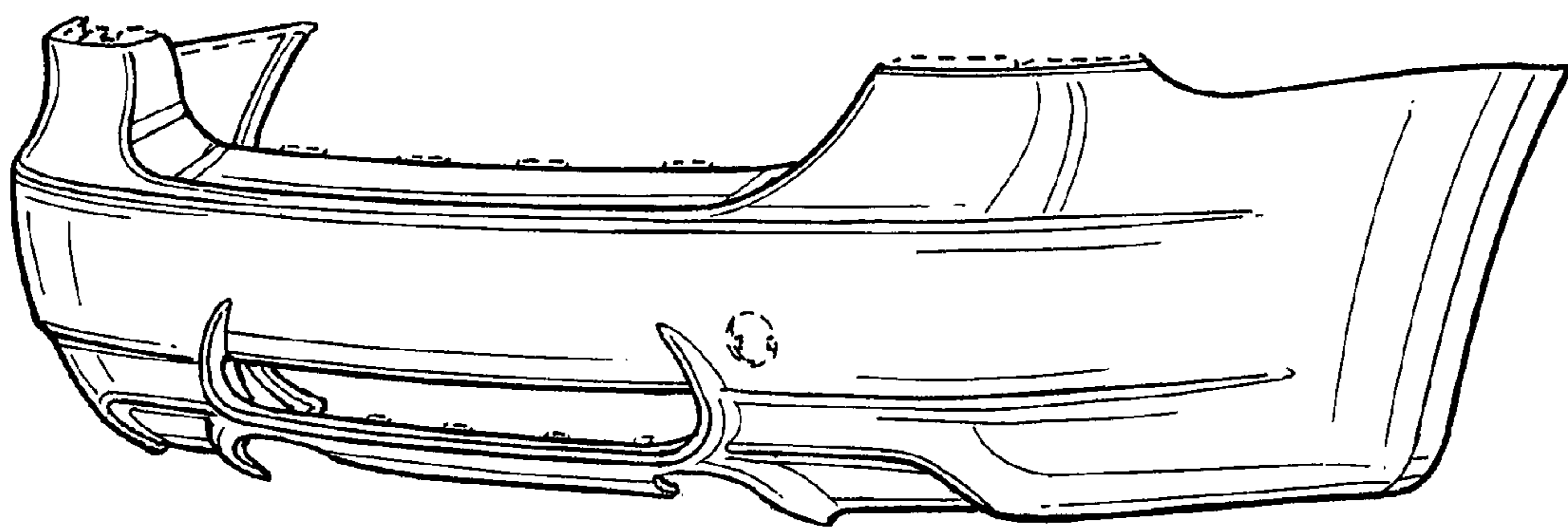


FIG. 2

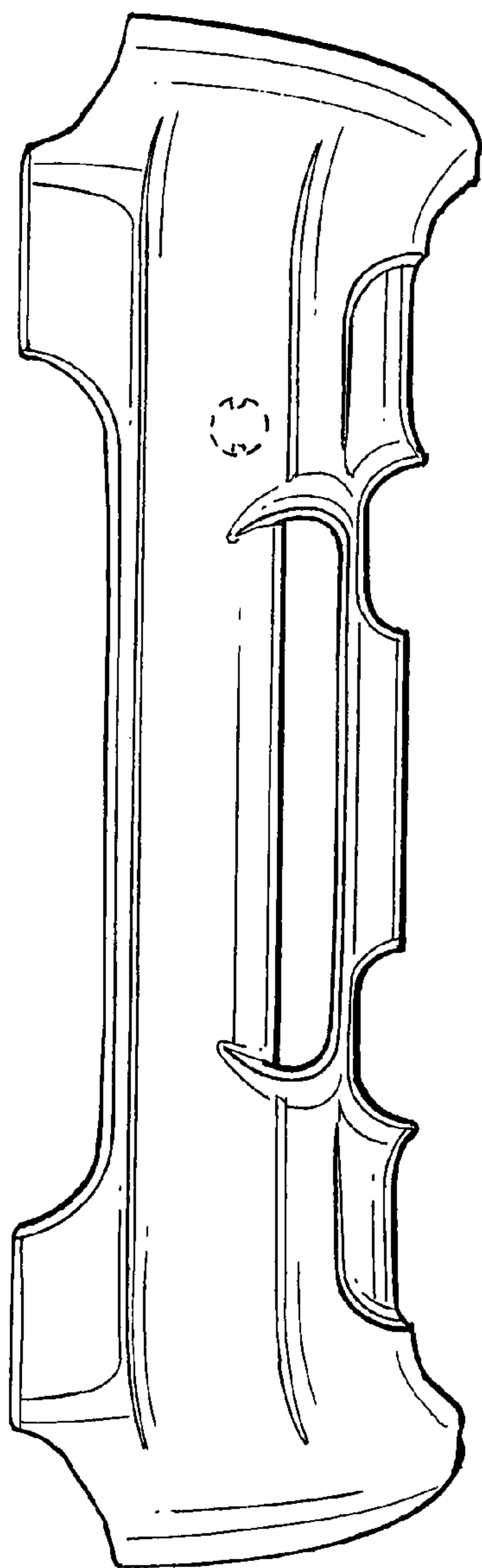


FIG. 3

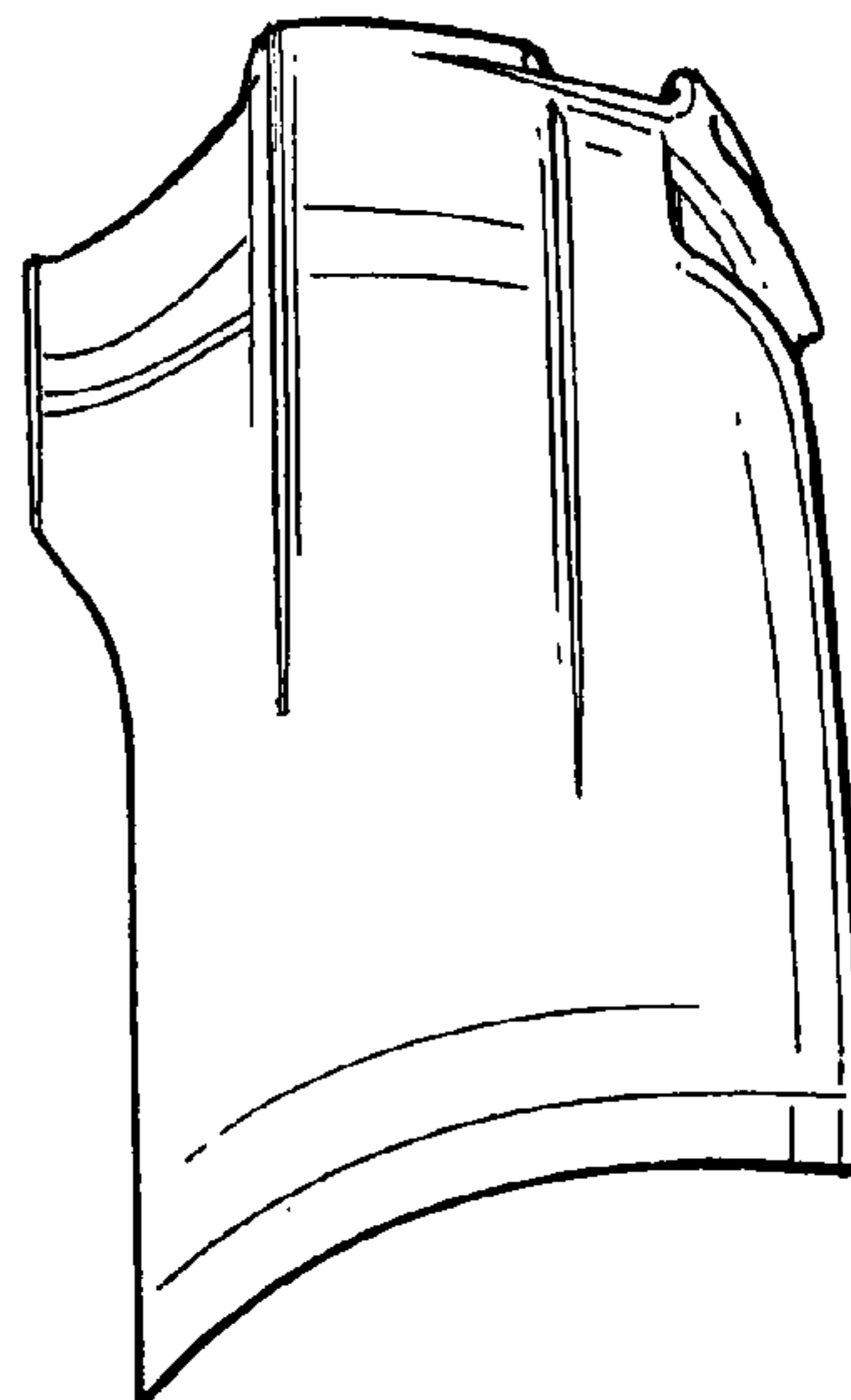


FIG. 5

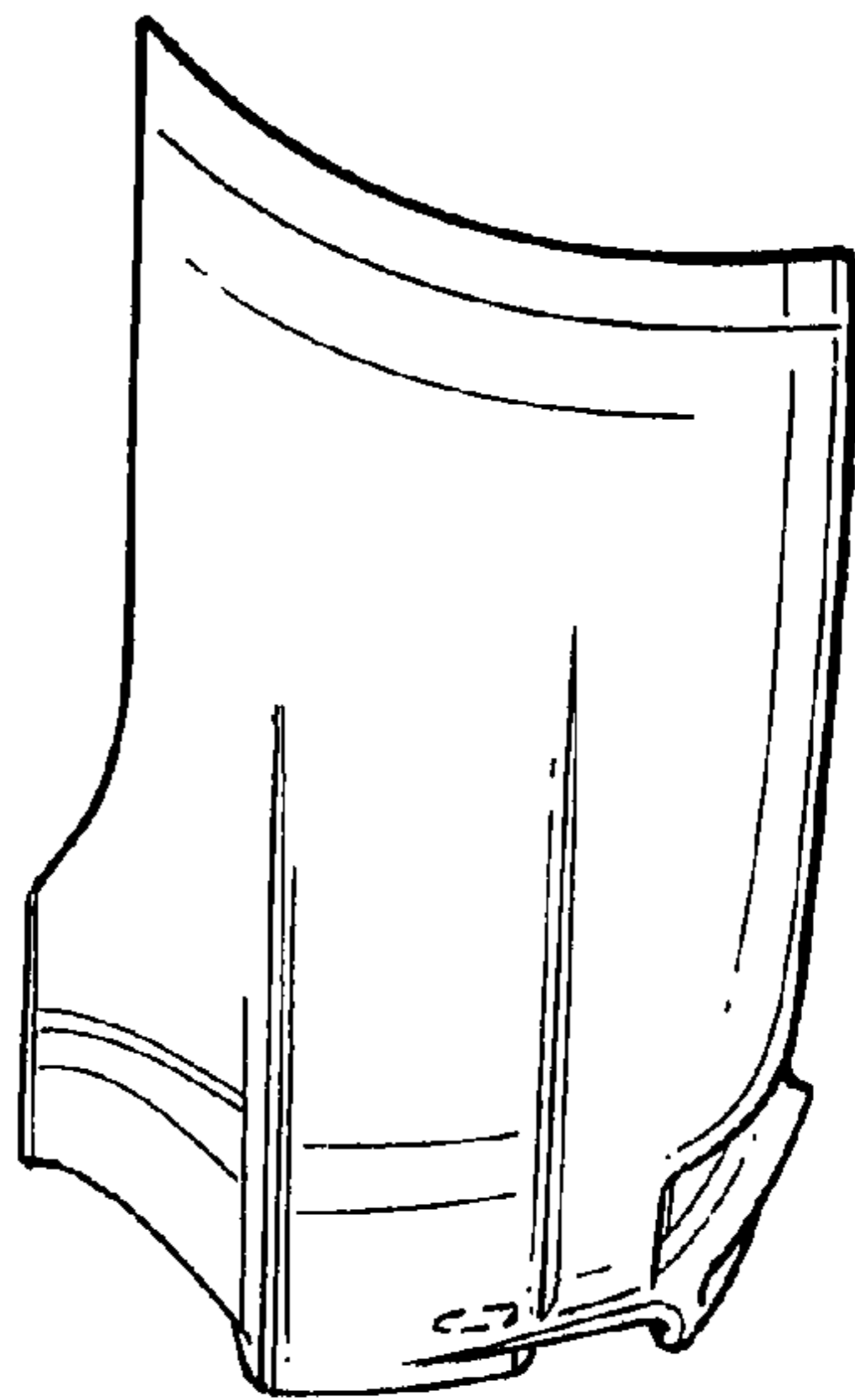


FIG. 4