



US00D574302S

(12) **United States Design Patent**
Schubert et al.

(10) **Patent No.:** **US D574,302 S**
(45) **Date of Patent:** **** Aug. 5, 2008**

(54) **EXHAUST PIPE SET**

(75) Inventors: **Michael Schubert**, Ditzingen (DE);
Stefan Lutz, Vaihingen (DE)

(73) Assignee: **Dr. Ing. h.c. F. Porsche AG**, Weissach
(DE)

(**) Term: **14 Years**

(21) Appl. No.: **29/273,416**

(22) Filed: **Mar. 5, 2007**

(30) **Foreign Application Priority Data**

Sep. 5, 2006 (EM) 000583836-0001

(51) **LOC (8) Cl.** **12-16**

(52) **U.S. Cl.** **D12/162**

(58) **Field of Classification Search** D12/110,
D12/194, 400; 181/227, 228, 239, 247-249,
181/264, 277-280, 282; D15/5; 60/313,
60/323; 29/890.08; 138/37-39, 44, 103,
138/109

See application file for complete search history.

(56) **References Cited**

U.S. PATENT DOCUMENTS

D473,177 S * 4/2003 Murkett D12/194

D488,755 S * 4/2004 Kulla D12/194
6,827,173 B2 * 12/2004 Lai 180/309
D534,848 S * 1/2007 Murkett D12/194
D539,716 S * 4/2007 Kulla D12/194

* cited by examiner

Primary Examiner—Louis S Zarfaz

Assistant Examiner—Michael A Pratt

(57) **CLAIM**

The ornamental design for the exhaust pipe set, as shown and described.

DESCRIPTION

FIG. 1 is a front elevation view of the exhaust pipe set showing our new design;

FIG. 2 is a perspective view thereof;


FIG. 3 is a side elevational view thereof;

FIG. 4 is a perspective view of the exhaust pipe showing my new design, the right-hand pipe stub being a mirror image of the illustrated exhaust pipe;

FIG. 5 is a perspective view thereof, with a viewing angle rotated relative to FIG. 4 by approximately 90°; and,

FIG. 6 is a front elevation view thereof.

1 Claim, 4 Drawing Sheets






FIG. 1

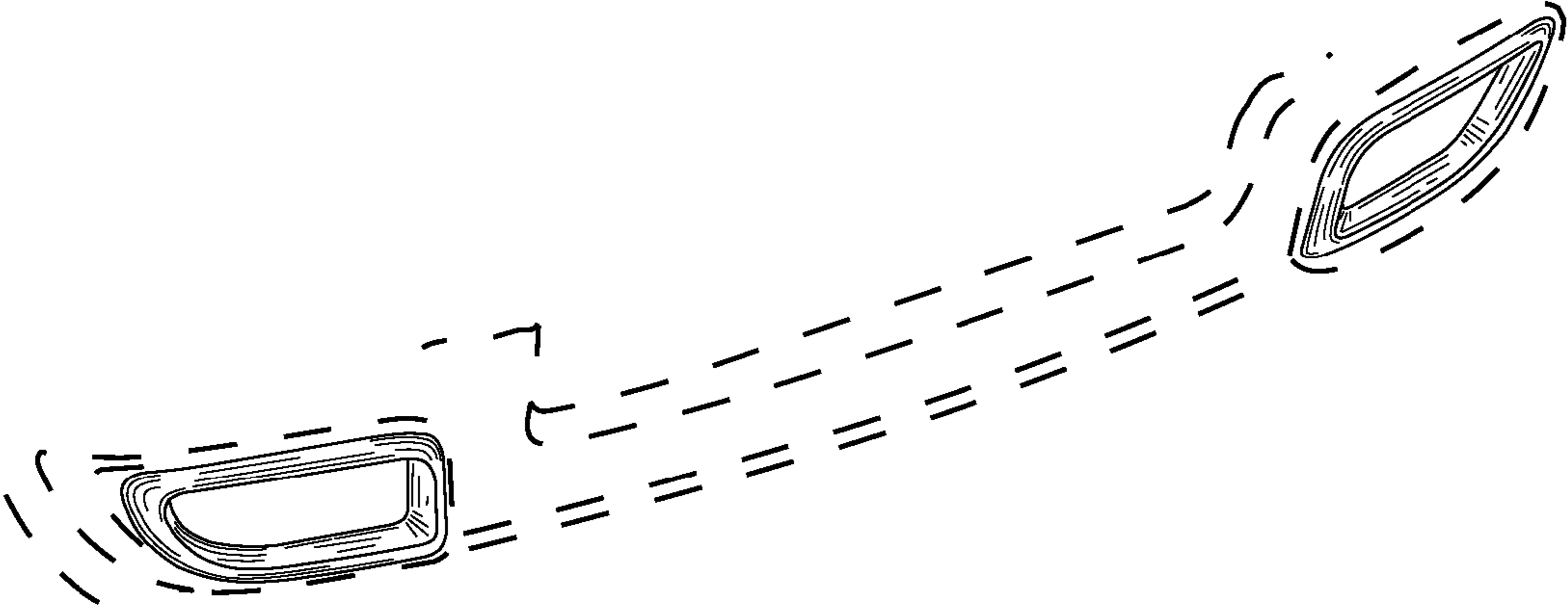


FIG. 2

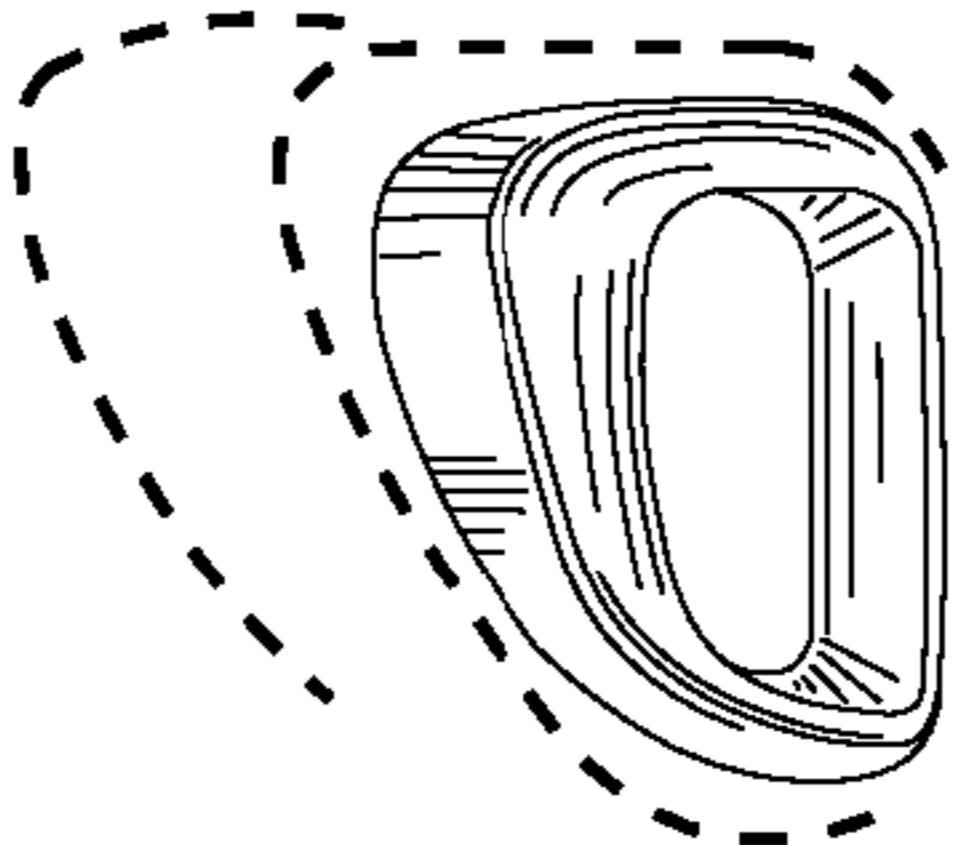


FIG. 3

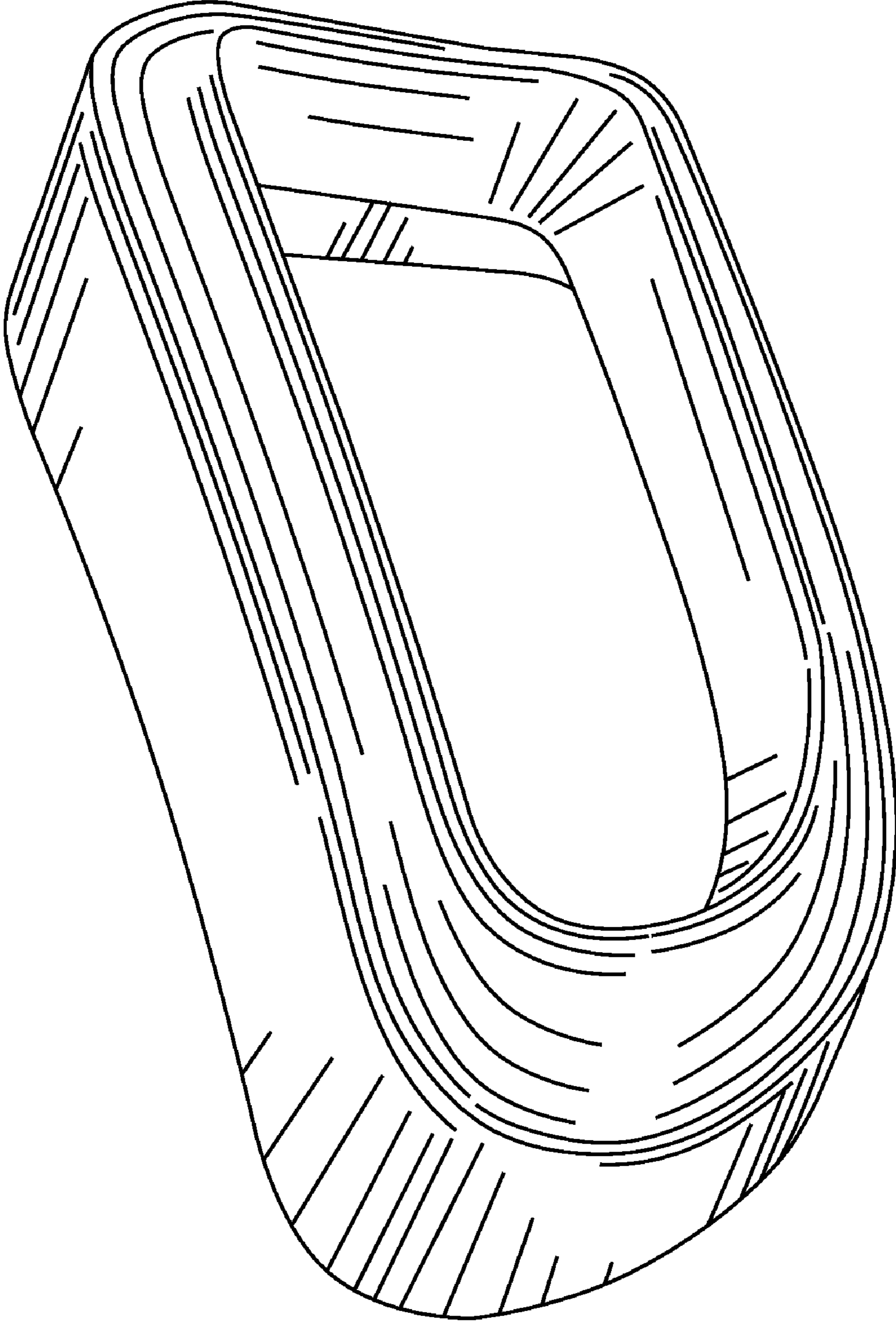


FIG. 4

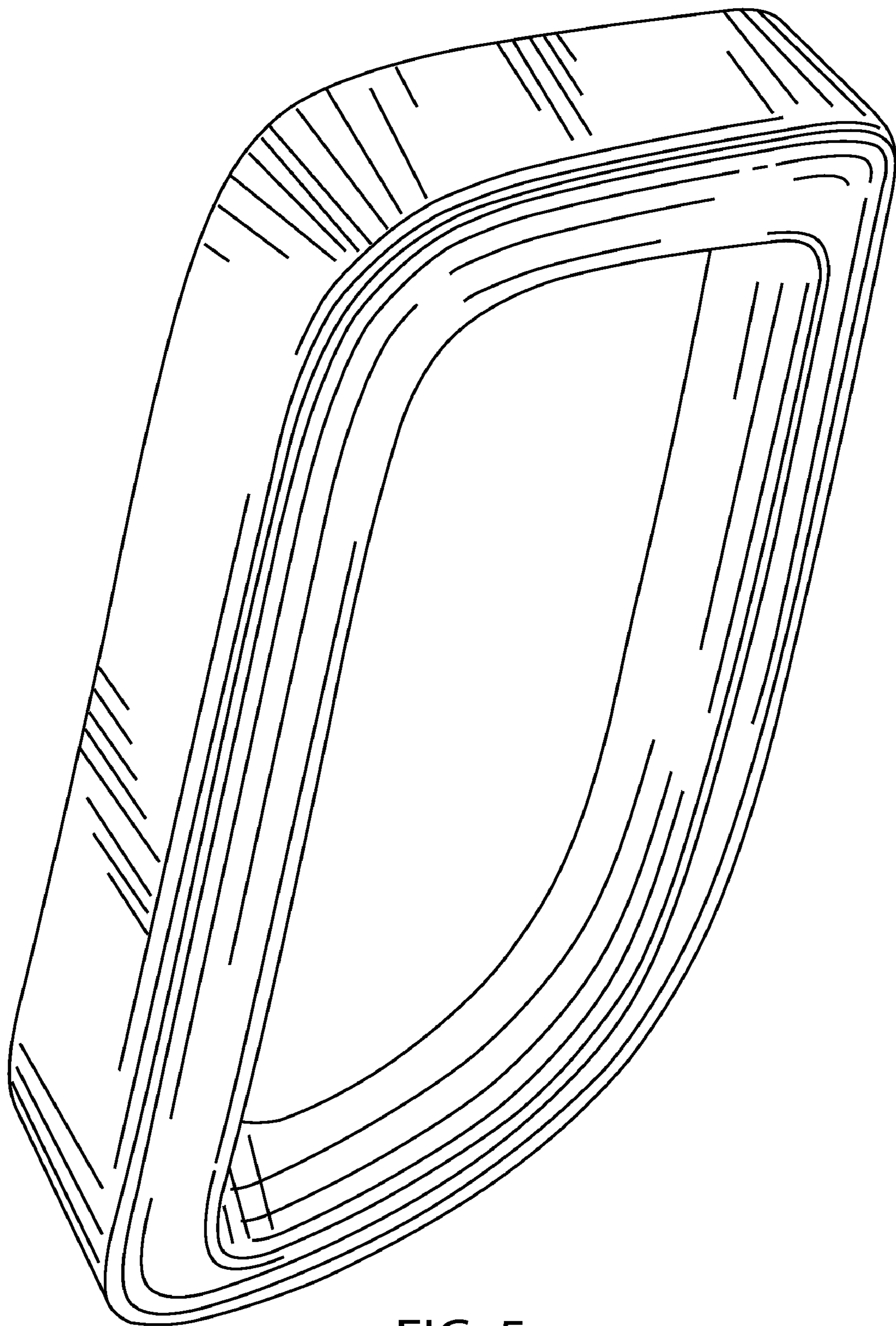


FIG. 5




FIG. 6