



US00D574300S

(12) **United States Design Patent**
Kitayama et al.

(10) **Patent No.:** **US D574,300 S**

(45) **Date of Patent:** **** Aug. 5, 2008**

(54) **MOTOR SCOOTER**

D529,415 S * 10/2006 Shimada et al. D12/110
D548,140 S * 8/2007 Lin D12/110

(75) Inventors: **Kyosuke Kitayama**, Wako (JP); **Genichi Shigematsu**, Wako (JP)

* cited by examiner

(73) Assignee: **Honda Motor Co., Ltd.**, Tokyo (JP)

Primary Examiner—Cathron Brooks

Assistant Examiner—Linda Brooks

(**) Term: **14 Years**

(74) *Attorney, Agent, or Firm*—Birch, Stewart, Kolasch & Birch, LLP

(21) Appl. No.: **29/287,418**

(57) **CLAIM**

(22) Filed: **Aug. 3, 2007**

What is claimed is; the ornamental design for, a motor scooter, as shown and described.

(30) **Foreign Application Priority Data**

Feb. 5, 2007 (JP) 2007-002426

DESCRIPTION

(51) **LOC (8) Cl.** **12-11**

FIG. 1 is a first perspective view of a motor scooter, showing our new design;

(52) **U.S. Cl.** **D12/110**

FIG. 2 is a second perspective view thereof;

(58) **Field of Classification Search** D12/110;
180/219, 220, 225, 229

FIG. 3 is a front elevation view thereof;

See application file for complete search history.

FIG. 4 is a rear elevation view thereof;

(56) **References Cited**

FIG. 5 is a top plan view thereof;

U.S. PATENT DOCUMENTS

FIG. 6 is a right side elevation view thereof; and,

D480,661 S * 10/2003 Kawawa et al. D12/110

FIG. 7 is a left side elevation view thereof.

D524,697 S * 7/2006 Hsing D12/110

1 Claim, 7 Drawing Sheets




Fig.1




Fig.2




Fig.3

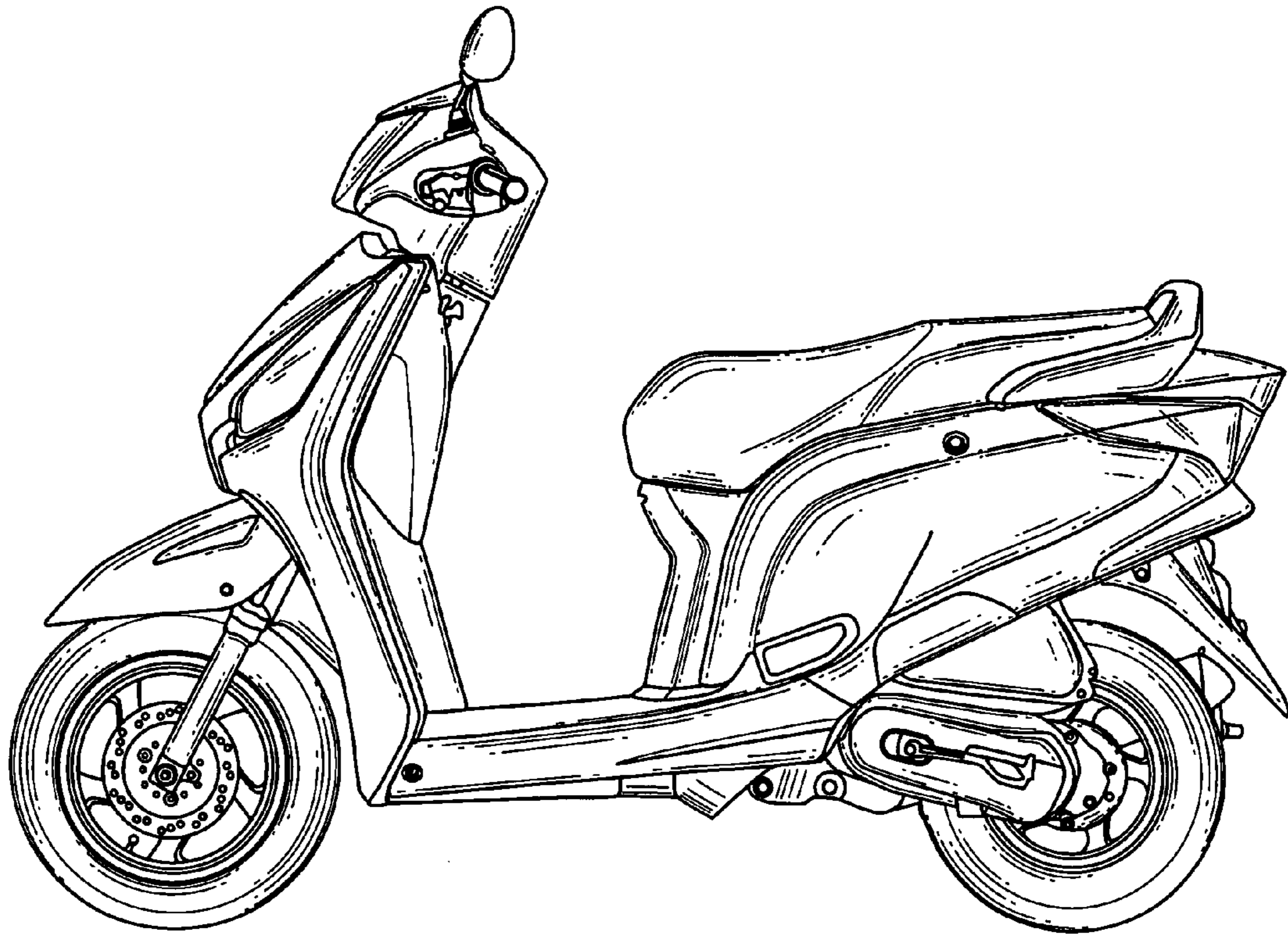


Fig.4




Fig.5

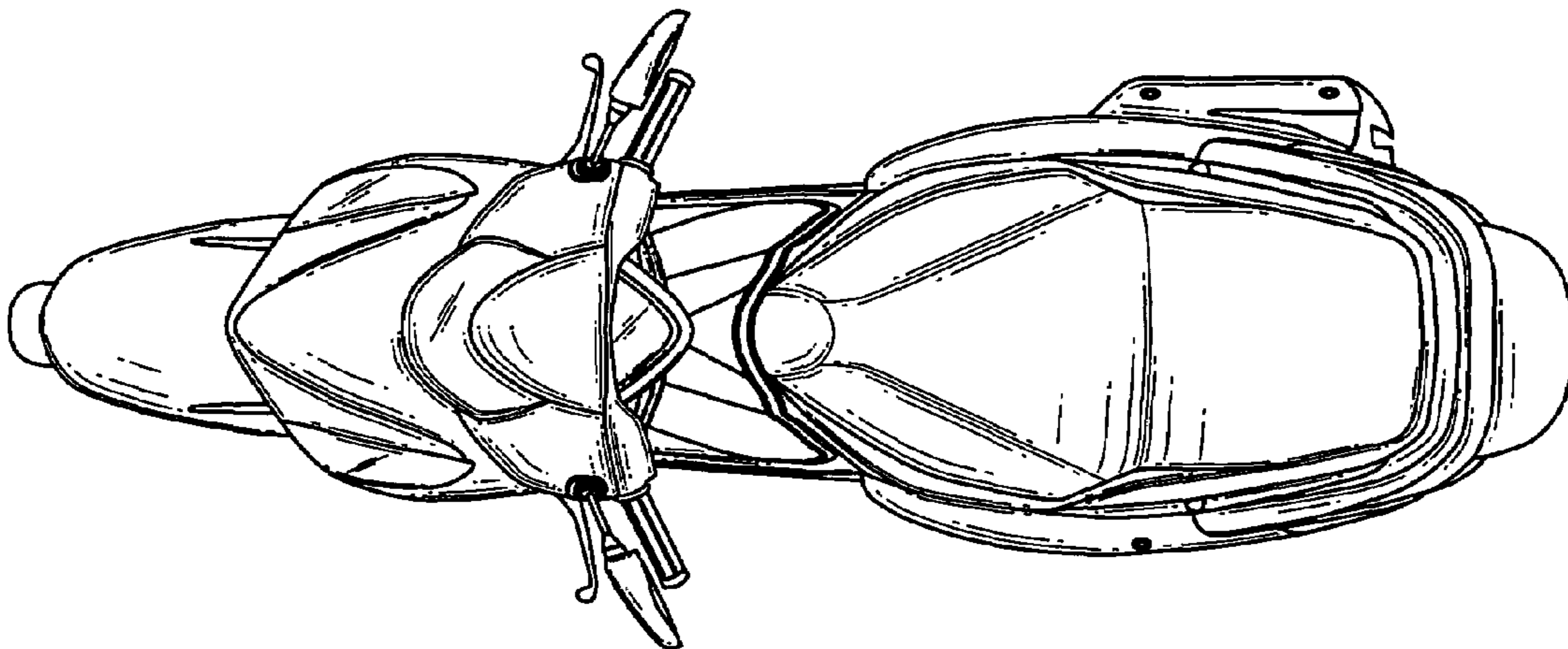


Fig.6

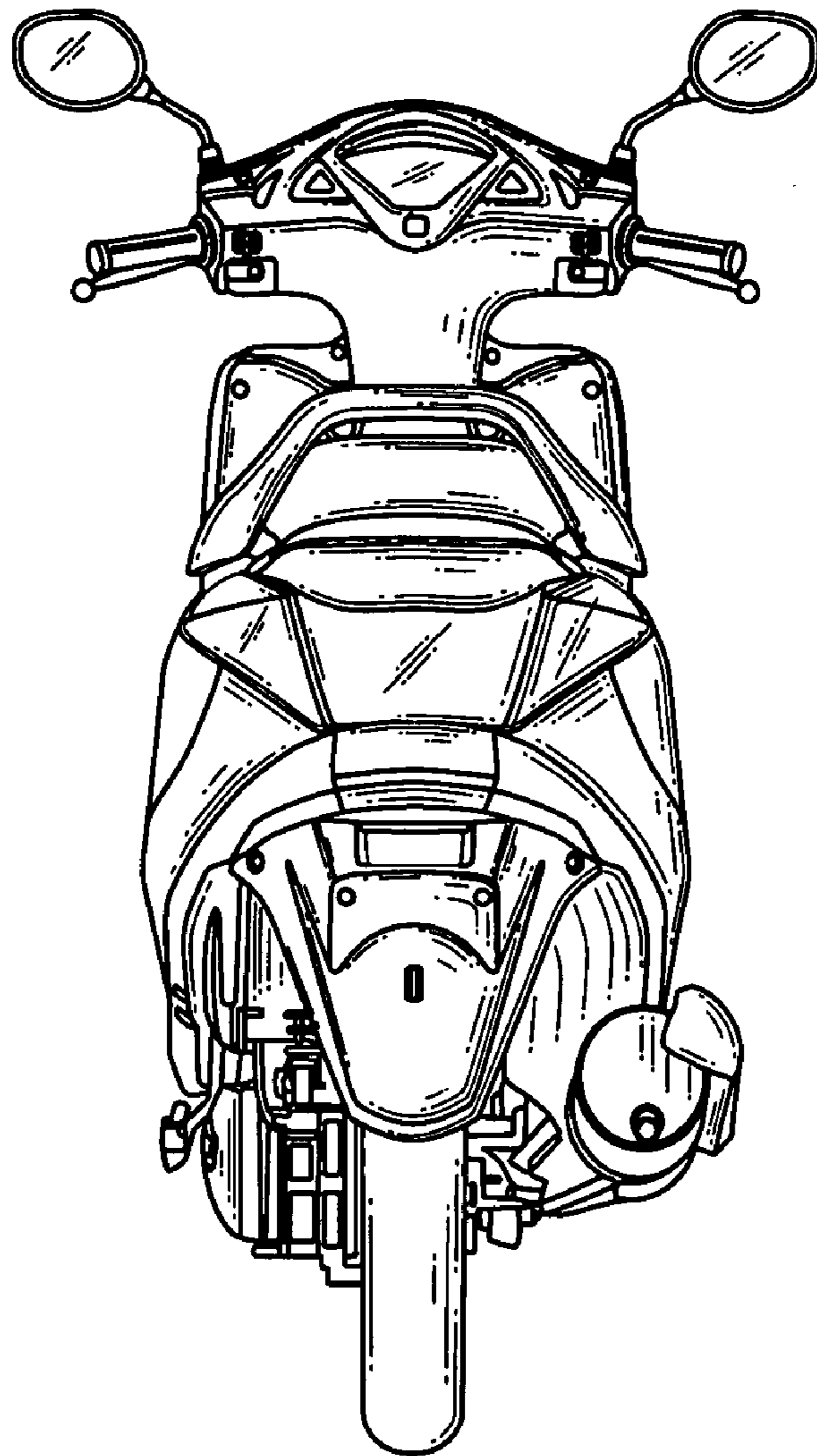


Fig.7

