



US00D574298S

(12) **United States Design Patent**
Opfer et al.

(10) **Patent No.:** **US D574,298 S**

(45) **Date of Patent:** **** Aug. 5, 2008**

(54) **AUTOMOBILE BODY**

(75) Inventors: **John G. Opfer**, Rochester, MI (US);
Irina Zavatski, Rochester Hills, MI
(US); **David C. McKinnon**,
Birmingham, MI (US); **Ralph V. Gilles**,
Addison Township, MI (US); **Mark D.**
Hall, Rochester Hills, MI (US)

(73) Assignee: **Chrysler LLC**, Auburn Hills, MI (US)

(**) Term: **14 Years**

(21) Appl. No.: **29/283,207**

(22) Filed: **Aug. 8, 2007**

Related U.S. Application Data

(63) Continuation of application No. 29/249,266, filed on
Sep. 29, 2006, now Pat. No. Des. 553,049.

(51) **LOC (8) Cl.** **12-08**

(52) **U.S. Cl.** **D12/91**

(58) **Field of Classification Search** D12/90-92,
D12/86, 88; D21/424, 433; 296/181.1, 181.5
See application file for complete search history.

(56) **References Cited**

U.S. PATENT DOCUMENTS

D447,093 S 8/2001 Faurote et al.

D466,443 S 12/2002 Faurote et al.
D479,155 S * 9/2003 Dolan et al. D12/91
D516,956 S * 3/2006 Bucci et al. D12/91
D521,902 S * 5/2006 Folden D12/91
D526,935 S * 8/2006 Wagner et al. D12/91
D532,717 S * 11/2006 Dolan et al. D12/91
D553,049 S * 10/2007 Opfer et al. D12/91

* cited by examiner

Primary Examiner—Melody N. Brown

(74) *Attorney, Agent, or Firm*—Ralph E. Smith

(57) **CLAIM**

The ornamental design for an automobile body, as shown and
described.

DESCRIPTION

FIG. 1 is a front perspective view of an automobile body
showing our new design;

FIG. 2 is a side view thereof;

FIG. 3 is a front view thereof;


FIG. 4 is a rear view thereof;

FIG. 5 is a rear perspective view thereof; and,

FIG. 6 a top plan view thereof.

It will be understood that the broken lines presented in the
drawings are for illustration only, and do not form a part of the
claimed design.

1 Claim, 5 Drawing Sheets



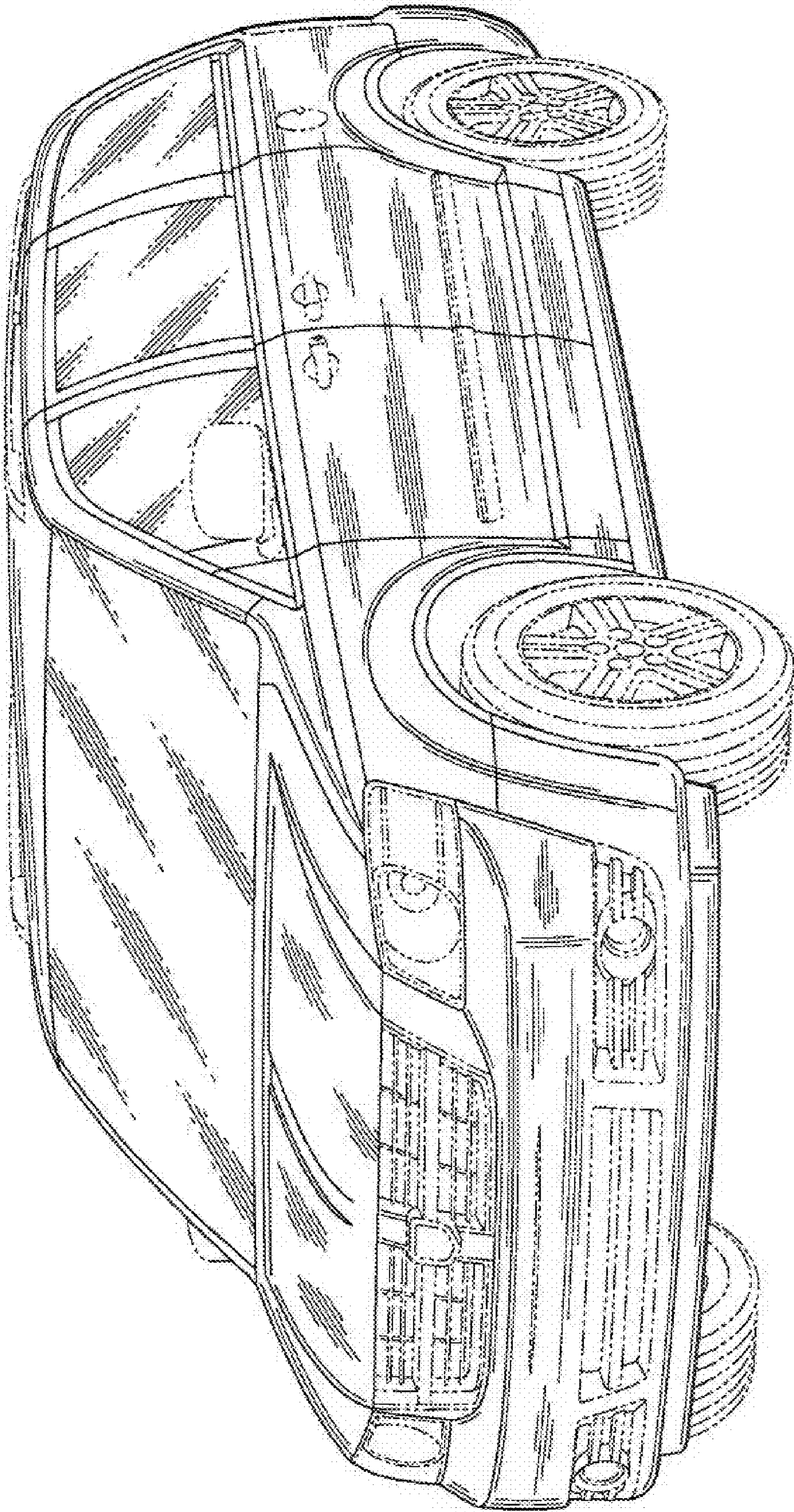


Fig. 1

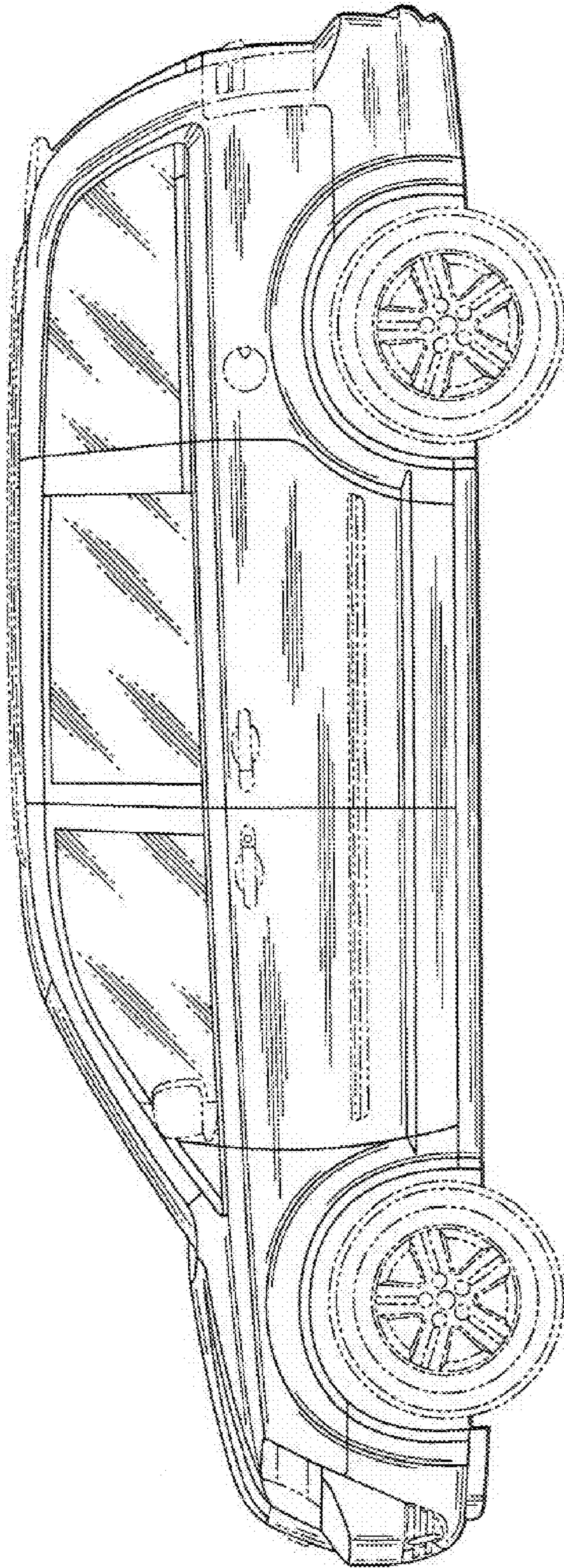


Fig. 2




Fig. 3




Fig. 4

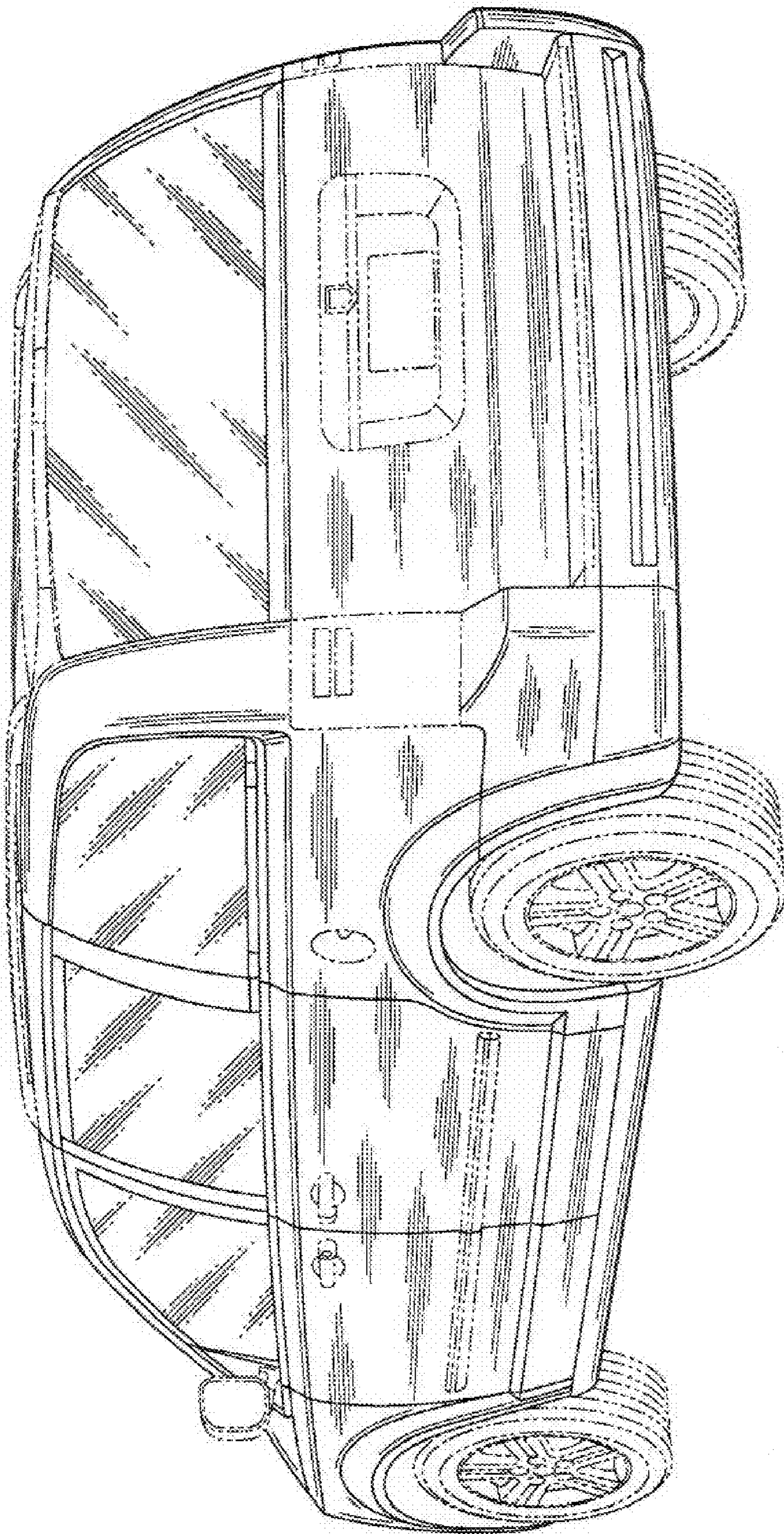


Fig. 5

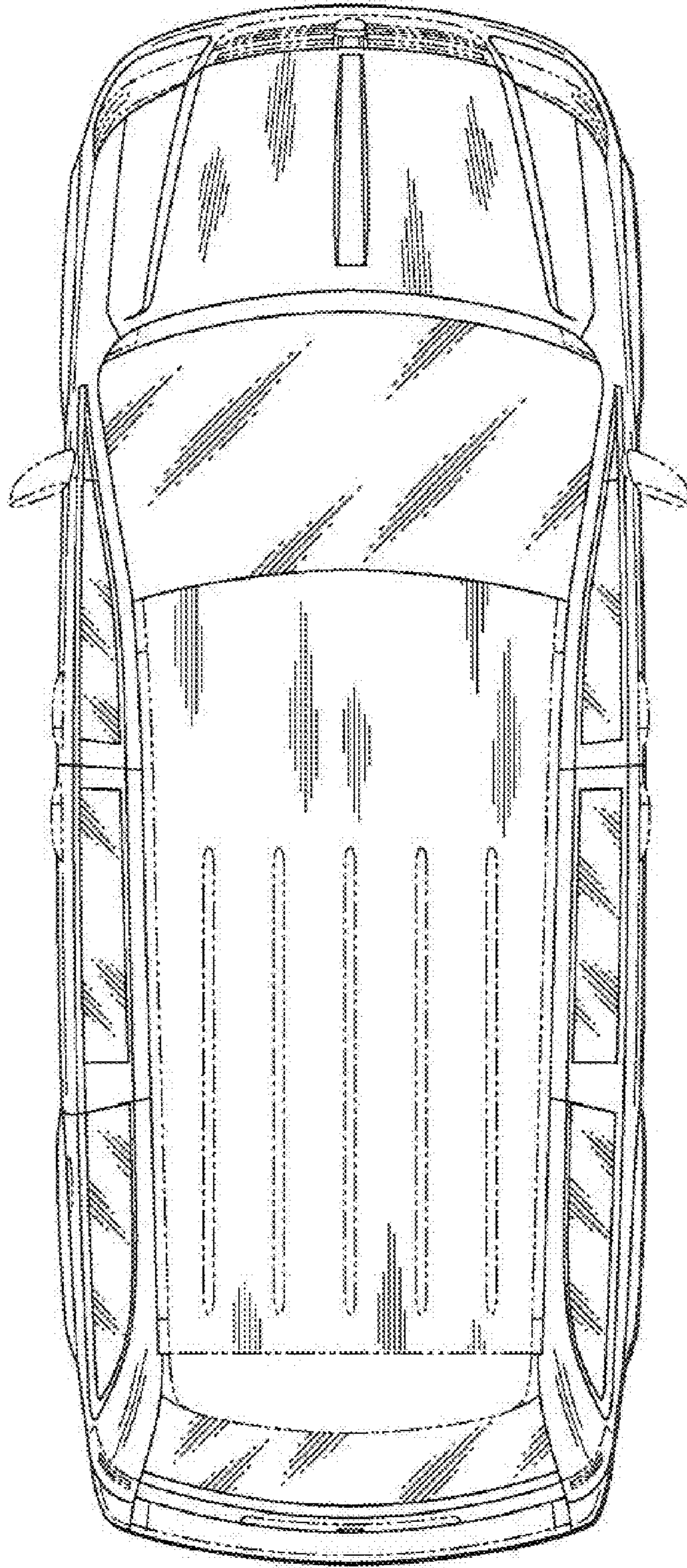


Fig. 6