



US00D574286S

(12) **United States Design Patent**
Rose et al.

(10) **Patent No.:** **US D574,286 S**
(45) **Date of Patent:** **** Aug. 5, 2008**

(54) **CLOTHING JEWELRY**

(76) Inventors: **Gary E. Rose**, 2579 Saint Lawrence Dr.,
San Jose, CA (US) 95124; **Anna M. Rose**, 2579 Saint Lawrence Dr., San
Jose, CA (US) 95124

(**) Term: **14 Years**

(21) Appl. No.: **29/298,325**

(22) Filed: **Dec. 3, 2007**

(51) **LOC (8) Cl.** **11-01**

(52) **U.S. Cl.** **D11/12**

(58) **Field of Classification Search** D11/1,
D11/2, 3, 11, 12, 13, 14, 15, 17, 20, 30, 44,
D11/48, 61, 66, 77, 79, 80, 81, 95, 96, 99,
D11/116, 200, 210, 212, 213, 214, 218, 226,
D11/231; 63/3, 3.1, 3.2, 4, 5.1, 7, 10, 11,
63/15, 15.7, 18, 21, 36, 37, 38; 59/1, 2, 3,
59/78, 79.2; 24/163 R, 2.5, 265 BC, 265 WS,
24/32, 578.15, 579.11, 682.1, 687, 68 J, 691,
24/695, 70 J, 71 J; 289/1.2, 1.5, 3, 4; D28/10,
D28/32, 39; D30/152, 153, 155; 224/175;
D10/107; D5/39, 63, 55, 99

See application file for complete search history.

(56) **References Cited**

U.S. PATENT DOCUMENTS

1,900,979 A 3/1933 De Ment

| | | | | |
|-------------------|---------|----------------|-------|-------|
| 1,906,137 A * | 4/1933 | Davis | | 2/240 |
| 4,885,805 A | 12/1989 | Mason | | |
| 5,542,156 A | 8/1996 | Oglesby | | |
| D438,812 S * | 3/2001 | Bert | | D11/3 |
| D490,216 S | 5/2004 | Powell | | |
| 2007/0089456 A1 | 4/2007 | Rose et al. | | |
| 2007/0118957 A1 * | 5/2007 | Steitle | | 2/69 |
| 2007/0271683 A1 * | 11/2007 | McCrary et al. | | 2/244 |
| 2007/0294806 A1 * | 12/2007 | Harazi | | 2/244 |

* cited by examiner

Primary Examiner—Louis S Zarfaz
Assistant Examiner—Michael A Pratt
(74) *Attorney, Agent, or Firm*—Dale J. Ream

(57) **CLAIM**

The ornamental design for a clothing jewelry, as shown and described.

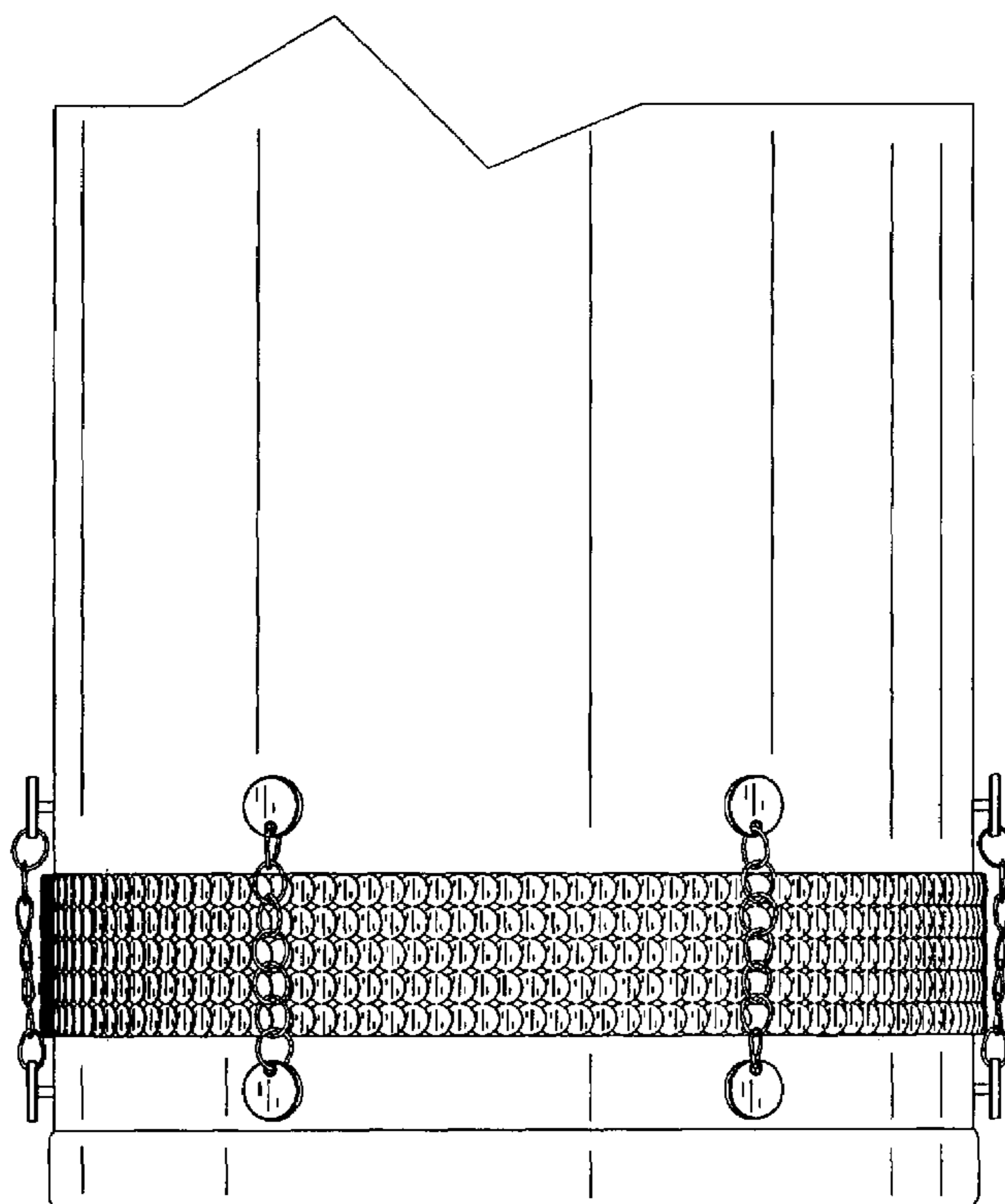
DESCRIPTION

FIG. 1 is a front view of a clothing jewelry showing our new design, the back view being a mirror image thereof;

FIG. 2 is a left side view, the right side view being a mirror image thereof; and,

FIG. 3 is a top view, the bottom view being a mirror image thereof.

1 Claim, 3 Drawing Sheets



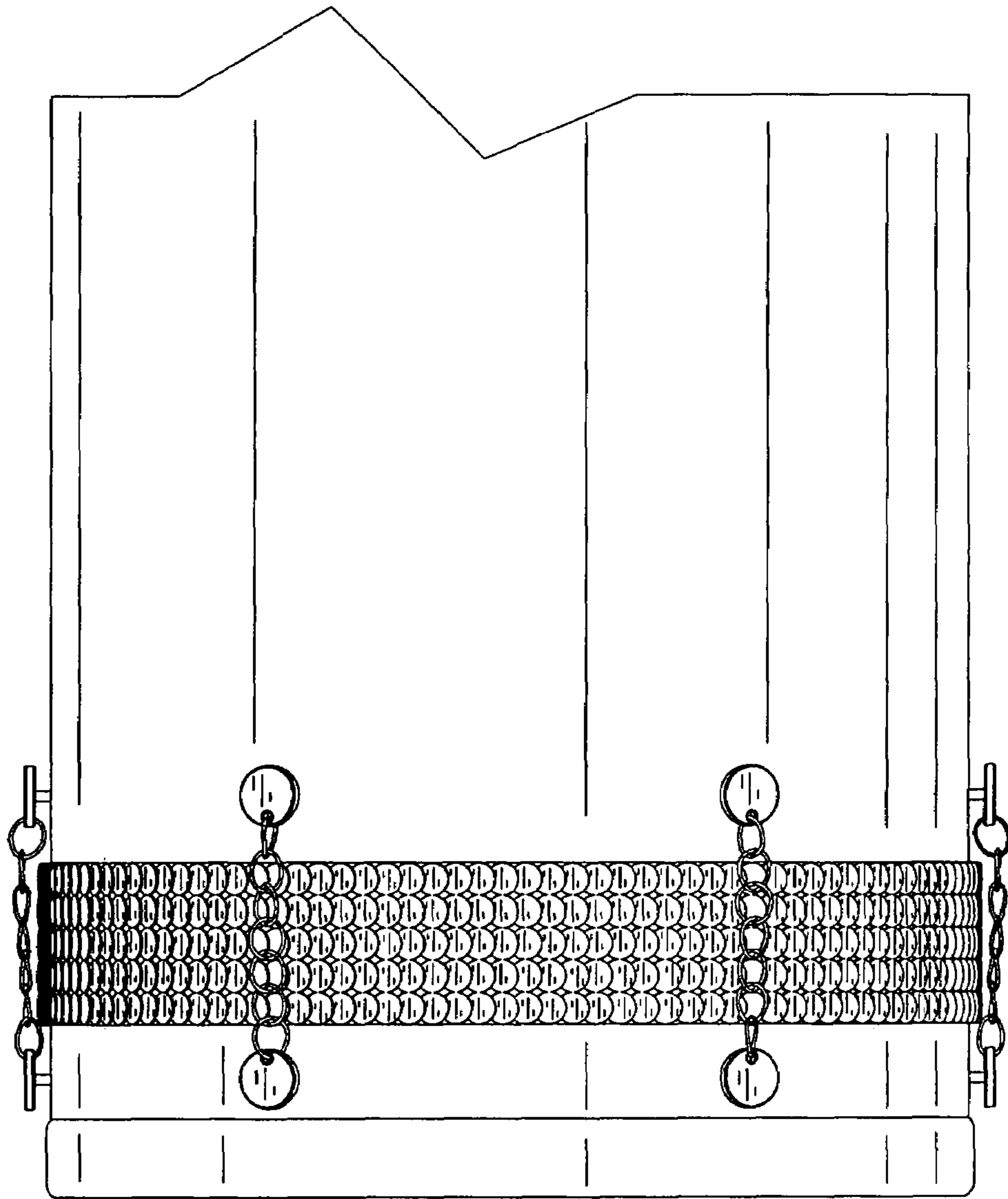


FIG. 1

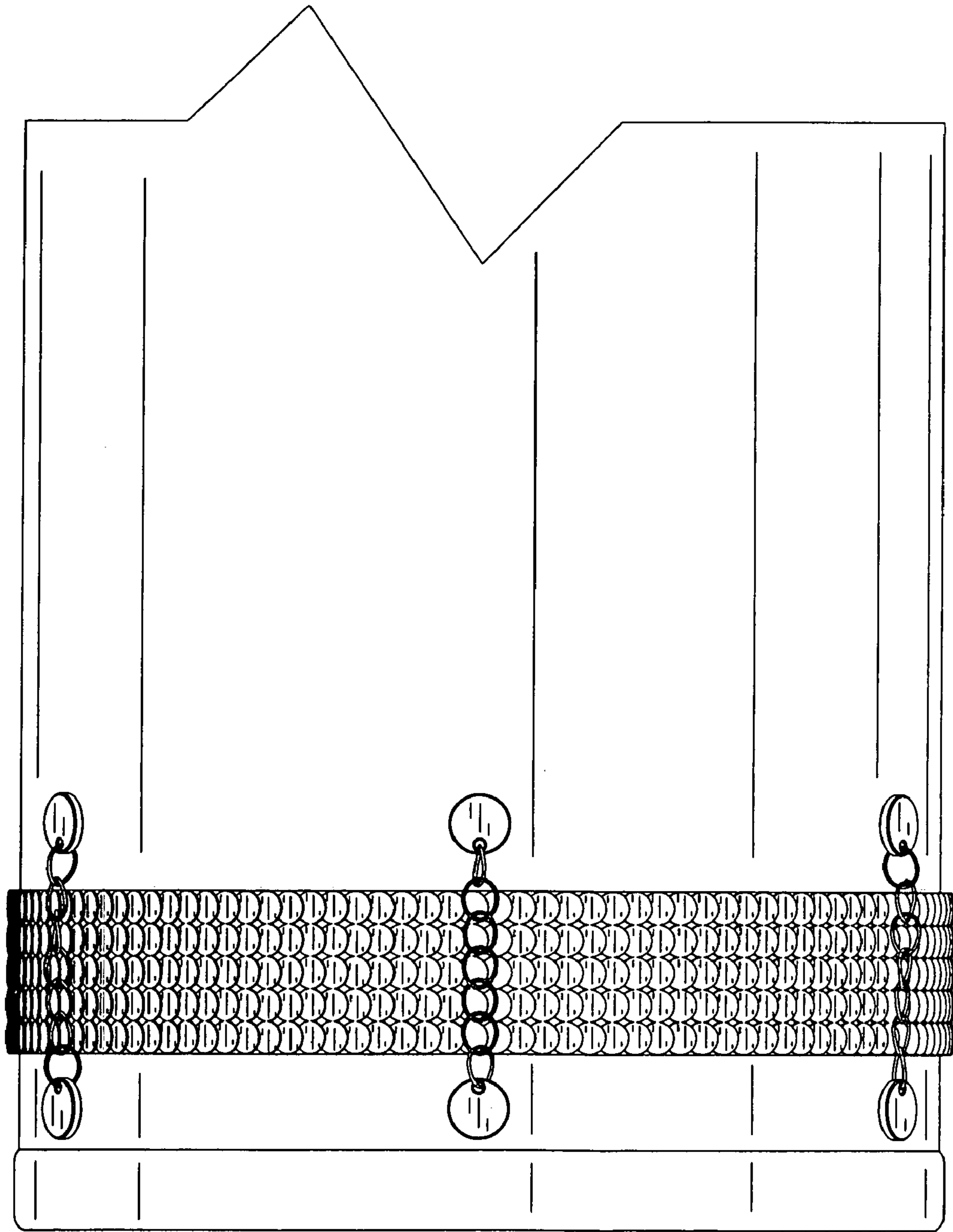


FIG. 2

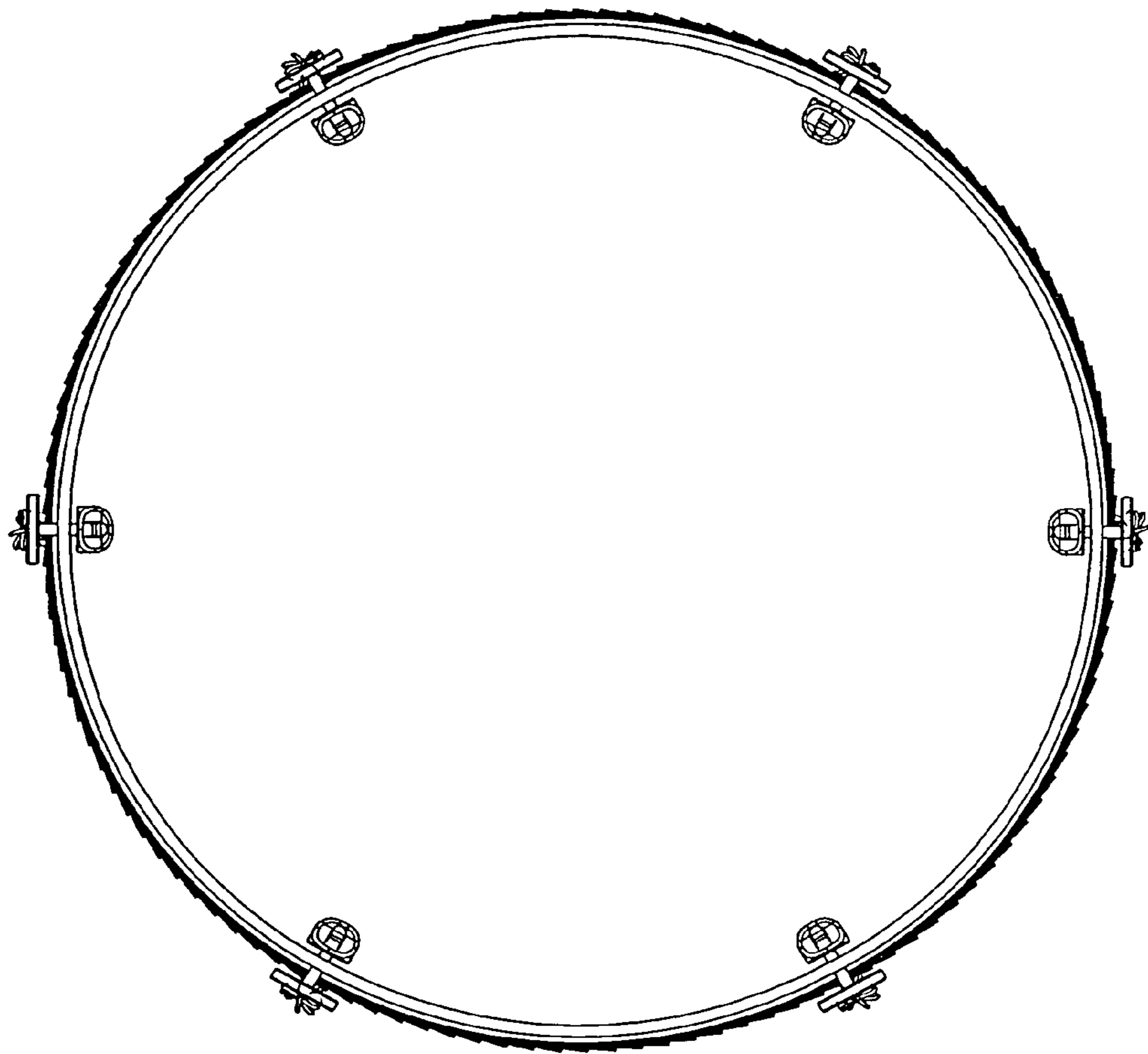


FIG. 3