



US00D574281S

(12) **United States Design Patent**
Cherneff et al.

(10) **Patent No.:** **US D574,281 S**

(45) **Date of Patent:** **** *Aug. 5, 2008**

(54) **RF ID TAG DEVICE**

(75) Inventors: **Jonathan A. Cherneff**, Roslindale, MA
(US); **Rupert A. Schmidtberg**,
Westford, MA (US)

(73) Assignee: **Sensitech, Inc.**, Beverly, MA (US)

(*) Notice: This patent is subject to a terminal dis-
claimer.

(**) Term: **14 Years**

(21) Appl. No.: **29/293,727**

(22) Filed: **Dec. 10, 2007**

6,409,360 B2	6/2002	Contant et al.	
D467,247 S *	12/2002	Pentz	D14/436
D490,841 S	6/2004	Castillo	
D510,595 S	10/2005	Cook, Jr.	
D514,619 S	2/2006	Brink et al.	
D521,500 S	5/2006	Sass	
D523,472 S	6/2006	Brink et al.	
D533,894 S	12/2006	Chan	
D537,080 S *	2/2007	McDonald et al.	D14/436
D544,522 S	6/2007	Chow	
D561,187 S *	2/2008	Kunioka et al.	D14/436
D561,252 S *	2/2008	Phillips et al.	D19/10
2002/0112250 A1	8/2002	Koplar et al.	
2006/0145865 A1	7/2006	Forster	
2006/0266831 A1	11/2006	Kozlay	
2007/0040030 A1	2/2007	Kranzley et al.	
2007/0171076 A1	7/2007	Stevens et al.	

Related U.S. Application Data

(63) Continuation of application No. 29/266,607, filed on
Sep. 25, 2006, now Pat. No. Des. 561,628.

(51) **LOC (8) Cl.** **10-05**

(52) **U.S. Cl.** **D10/104**

(58) **Field of Classification Search** D10/104-121;
D9/416, 438, 419, 902; D18/7; D14/218,
D14/154, 490; D19/9-11; D26/46; D12/415;
235/451; 725/153; 340/572; 362/154
See application file for complete search history.

(56) **References Cited**

U.S. PATENT DOCUMENTS

D316,817 S	5/1991	Forbes et al.	
D349,049 S	7/1994	Gulliver	
D367,720 S	3/1996	Sinclair	
D384,971 S	10/1997	Kawan	
D427,099 S	6/2000	Hunter	
D427,577 S *	7/2000	Haas et al.	D14/437
D438,563 S	3/2001	Webb et al.	

* cited by examiner

Primary Examiner—Robert M. Spear

Assistant Examiner—George D Kirschbaum

(74) *Attorney, Agent, or Firm*—Wolf, Greenfield & Sacks,
P.C.

(57) **CLAIM**

The ornamental design for a RF ID tag device, as shown and
described.

DESCRIPTION

FIG. 1 is a front view of the RF ID tag device;



FIG. 2 is a rear view thereof;

FIG. 3 a left side view, the right side being substantially a
mirror image thereof except without the corner color contrast;

FIG. 4 is a top view thereof; and,

FIG. 5 is a bottom view thereof.

1 Claim, 1 Drawing Sheet






Fig. 1




Fig. 2



Fig. 3



Fig. 4



Fig. 5