



US00D574277S

(12) **United States Design Patent**  
**Kendzierski et al.**

(10) **Patent No.:** **US D574,277 S**

(45) **Date of Patent:** **\*\* Aug. 5, 2008**

(54) **FISHTAPE**

(75) Inventors: **Vincent Kendzierski**, Lake Villa, IL  
(US); **Kingston Wong**, Beach Park, IL  
(US)

(73) Assignee: **Klein Tools, Inc.**, Lincolnshire, IL (US)

(\*\*) Term: **14 Years**

(21) Appl. No.: **29/294,842**

(22) Filed: **Jan. 30, 2008**

(51) **LOC (8) Cl.** ..... **10-04**

(52) **U.S. Cl.** ..... **D10/72**

(58) **Field of Classification Search** ..... D10/72;  
33/755-771; 242/292, 381.1, 381.2-381.6  
See application file for complete search history.

(56) **References Cited**

U.S. PATENT DOCUMENTS

- D351,561 S \* 10/1994 Moffatt et al. .... D10/72
- D398,870 S \* 9/1998 Konen et al. .... D10/72
- D408,749 S \* 4/1999 Walsten ..... D10/72

\* cited by examiner

*Primary Examiner*—Antoine D Davis

(74) *Attorney, Agent, or Firm*—Eugene M. Cummings, P.C.

(57) **CLAIM**

The ornamental design for the fishtape, as shown and described.

**DESCRIPTION**

FIG. 1 is a perspective view of the fishtape.

FIG. 2 is a side view of the fishtape.

FIG. 3 is a side view of an alternate embodiment of the fishtape.

FIG. 4 is a front view of the fishtape of FIG. 1.

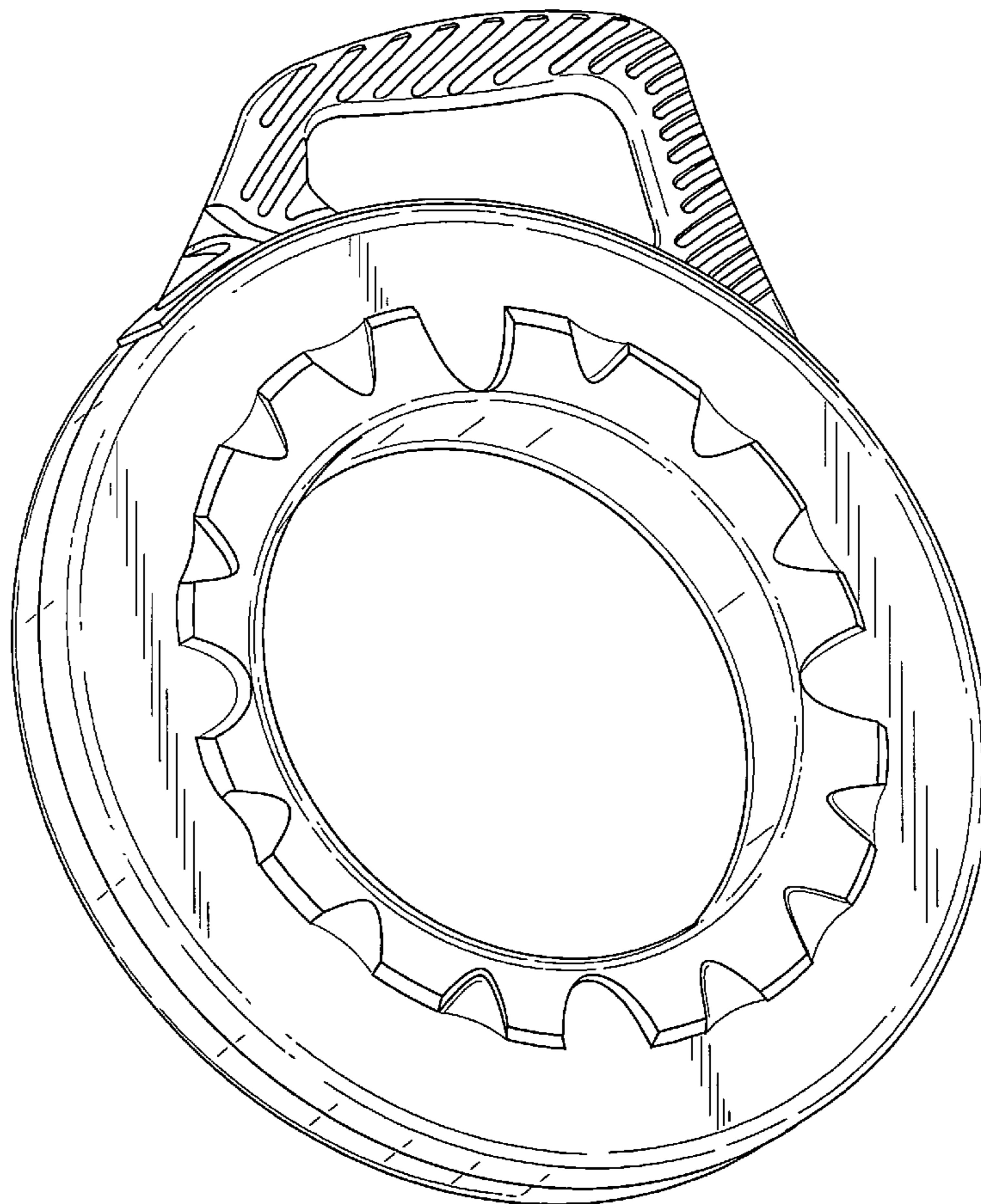
FIG. 5 is a back view of the fishtape of FIG. 1.

FIG. 6 is a top view of the fishtape of FIG. 1; and,

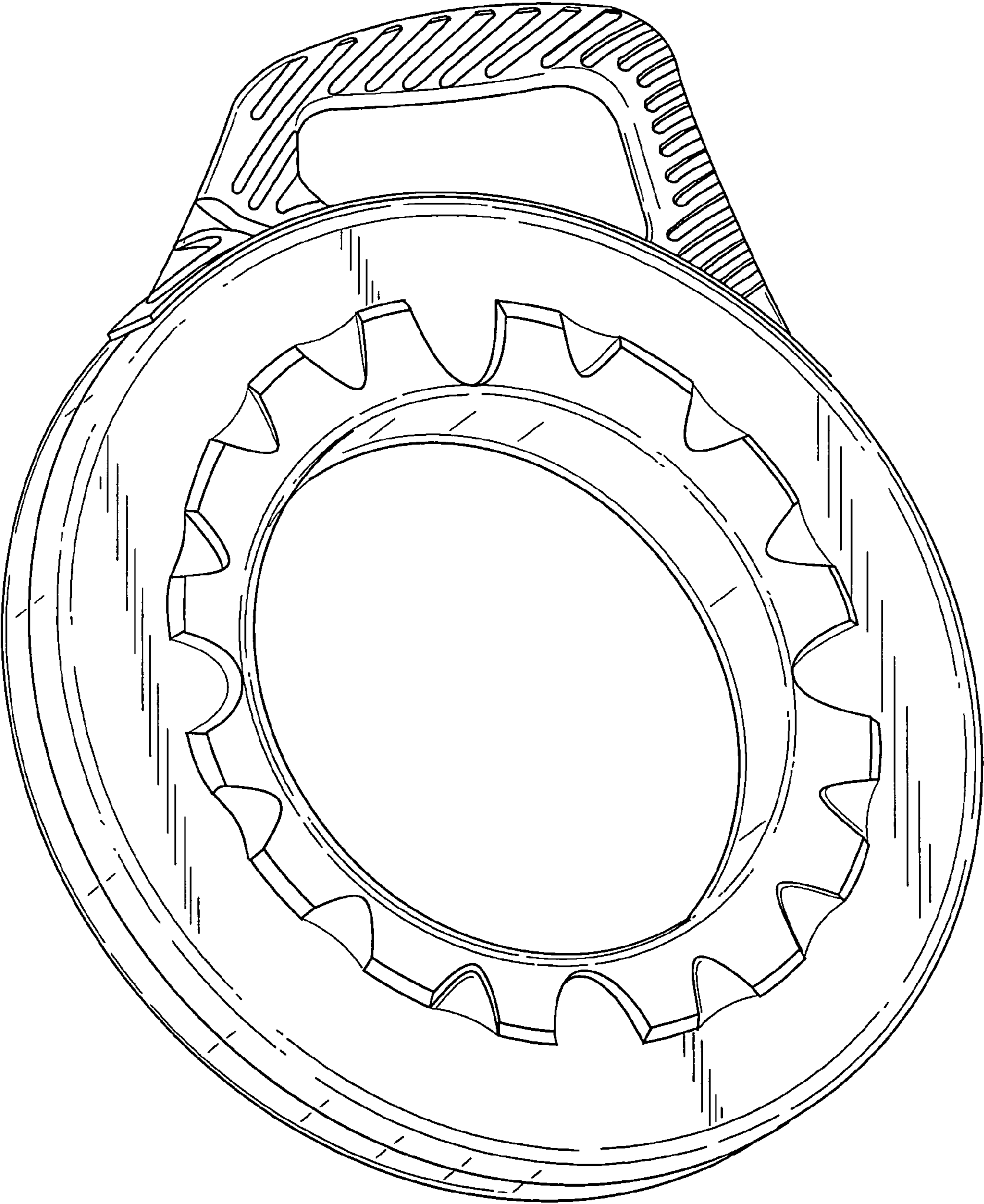
FIG. 7 is a bottom view of the fishtape of FIG. 1.

The broken line showing of a structural feature is included for the purpose of illustrating non-claimed subject matter and forms no part of the claimed design.

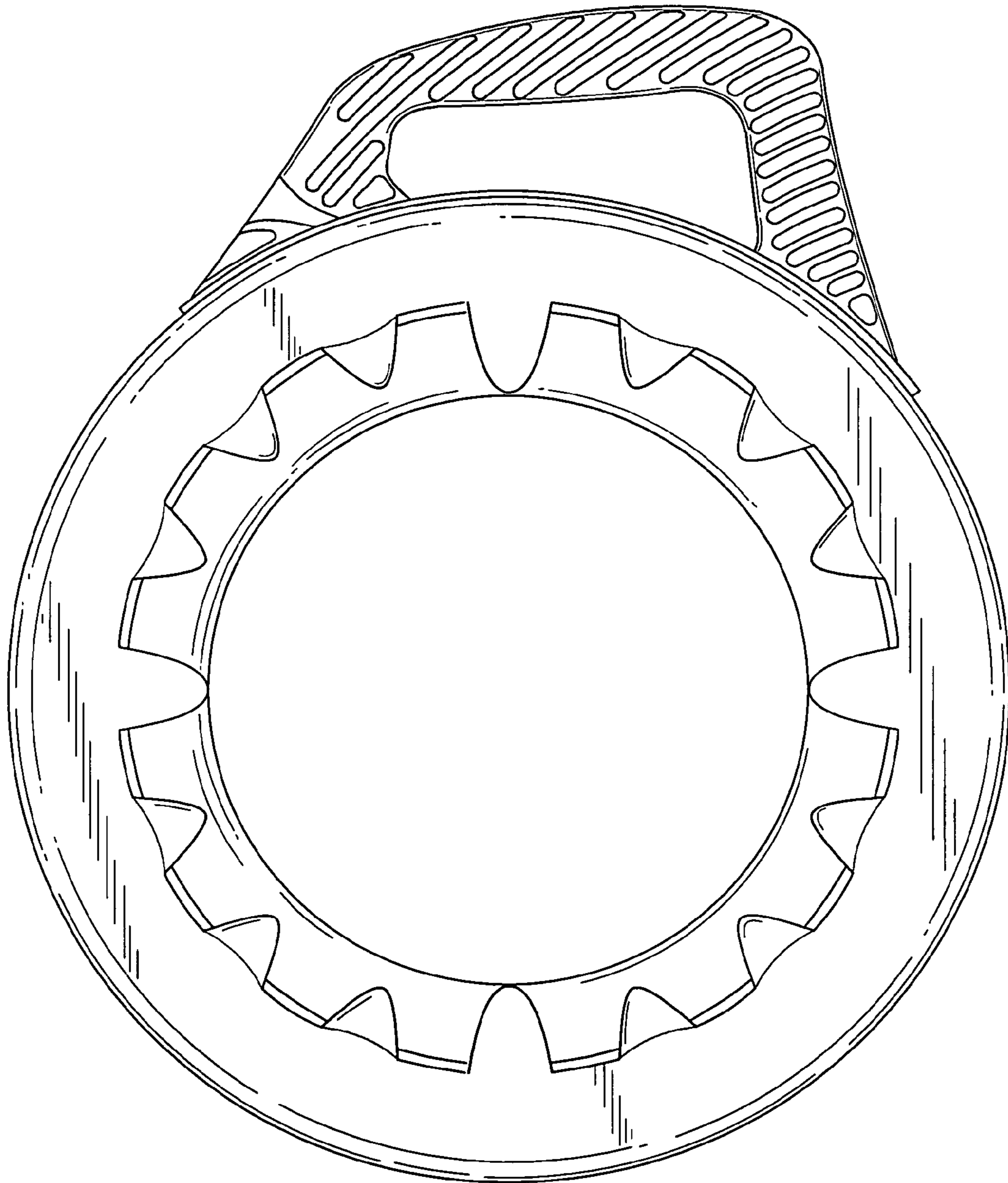
**1 Claim, 4 Drawing Sheets**



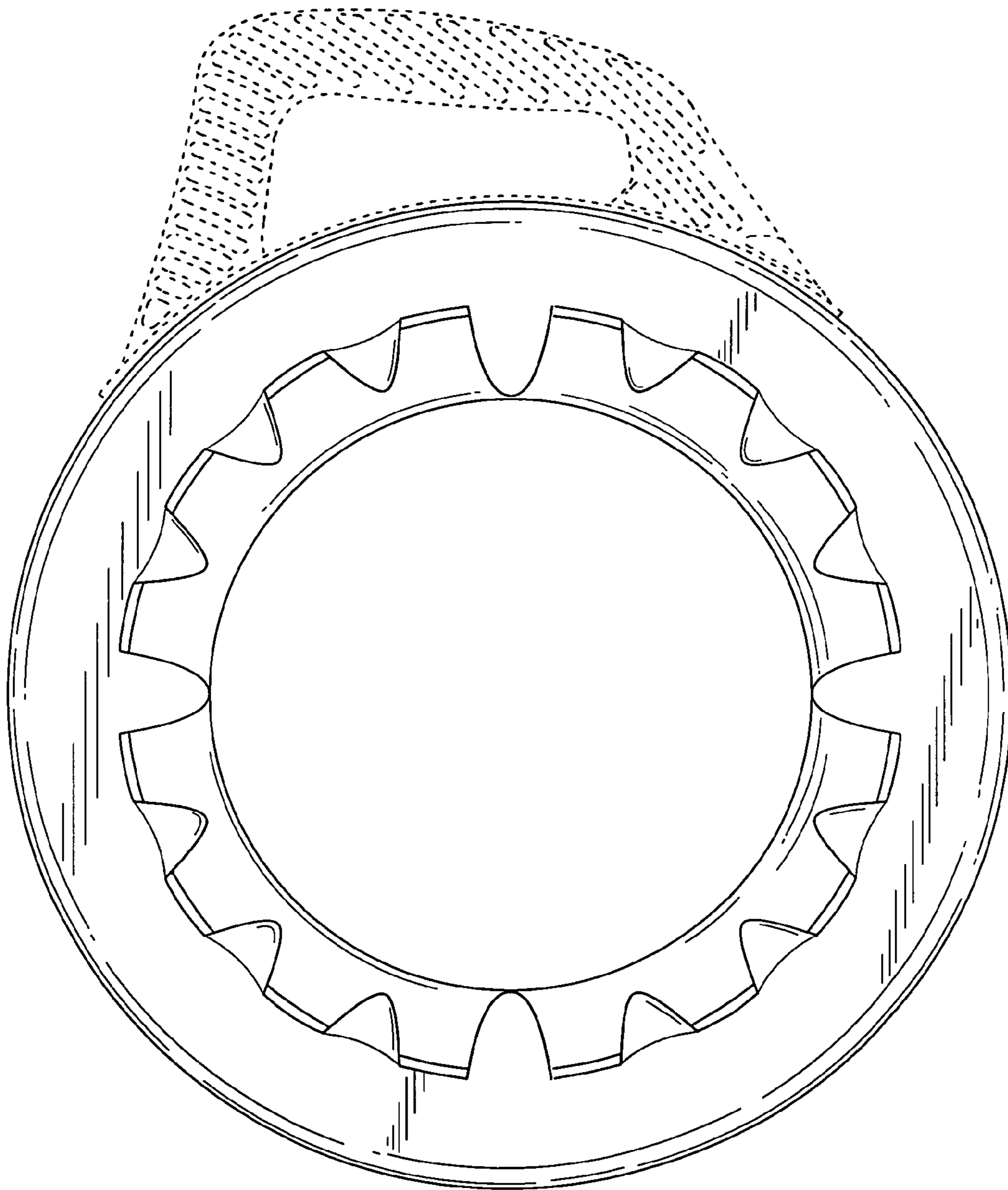
*Fig. 1*




*Fig. 2*

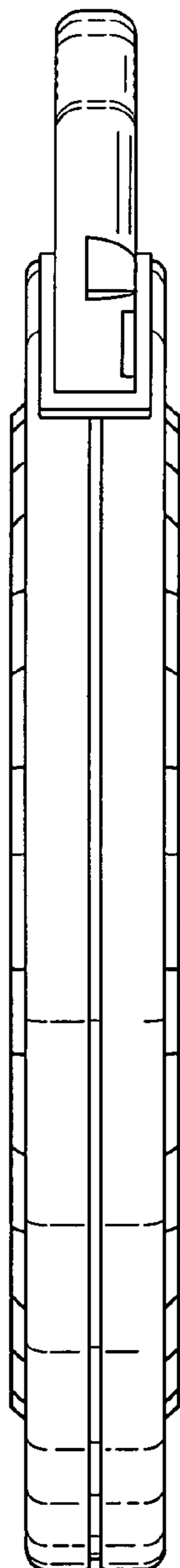


*Fig. 3*

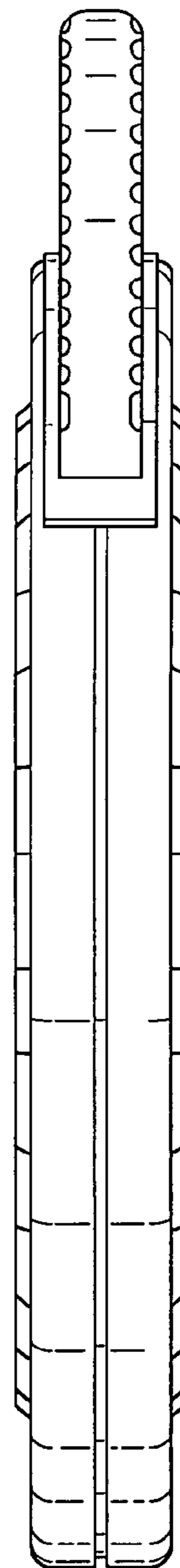




*Fig. 6*



*Fig. 4*



*Fig. 5*

*Fig. 7*

