

US00D574265S

(12) **United States Design Patent**
Fasciano

(10) **Patent No.:** **US D574,265 S**

(45) **Date of Patent:** **** Aug. 5, 2008**

(54) **WATCH**

(75) **Inventor:** **Giovanni Fasciano, Milan (IT)**

(73) **Assignee:** **Global Watch Industries SRL,
Modugno (BA) (IT)**

(**) **Term:** **14 Years**

(21) **Appl. No.:** **29/294,810**

(22) **Filed:** **Jan. 28, 2008**

(30) **Foreign Application Priority Data**

Jul. 27, 2007 (EM) 765417

(51) **LOC (8) Cl.** **10-02**

(52) **U.S. Cl.** **D10/39**

(58) **Field of Classification Search** D10/30-39,
D10/122-126; 368/276, 281, 282, 285, 80,
368/223, 228, 232, 28, 294, 295

See application file for complete search history.

(56) **References Cited**

U.S. PATENT DOCUMENTS

1,675,675	A	*	7/1928	Wadsworth	368/281
D77,296	S	*	12/1928	Conant	D10/38
1,913,967	A	*	6/1933	Whitehead et al.	368/294
1,981,047	A	*	11/1934	Irelan	368/295
1,996,276	A	*	4/1935	Cowen	224/178
D151,301	S	*	10/1948	Tuffo	D10/31
2,518,163	A	*	8/1950	Megar	63/4
D404,320	S	*	1/1999	Chodat	D10/39
D420,293	S	*	2/2000	Parmigiani	D10/30
D458,853	S	*	6/2002	Finazzi	D10/39
D474,117	S	*	5/2003	Dubois	D10/30
D485,767	S	*	1/2004	Lalo	D10/30
D488,077	S	*	4/2004	Bitetto	D10/39
D490,000	S	*	5/2004	Lassigne	D10/32
D491,473	S	*	6/2004	Afshar	D10/32

D491,820	S	*	6/2004	Bitetto	D10/39
D493,111	S	*	7/2004	Afshar	D10/32
D493,375	S	*	7/2004	Arabov	D10/39
D494,072	S	*	8/2004	Bitetto	D10/39
D494,477	S	*	8/2004	Lalo	D10/30
D495,612	S	*	9/2004	Grisoni et al.	D10/32
D503,121	S	*	3/2005	Bitetto	D10/132
D505,340	S	*	5/2005	Lalo	D10/30
D507,974	S	*	8/2005	Strasser	D10/30
D510,707	S	*	10/2005	Cheng	D10/30
D523,358	S	*	6/2006	Lillegard et al.	D10/39
D540,699	S	*	4/2007	Niculescu	D10/39
D558,615	S	*	1/2008	Sirmakes	D10/39
D560,124	S	*	1/2008	Sirmakes	D10/32
D564,370	S	*	3/2008	Bove et al.	D10/38
D564,906	S	*	3/2008	Modolo	D10/32
D567,115	S	*	4/2008	Bulgari	D10/32

* cited by examiner

Primary Examiner—Lucy Lieberman

(74) *Attorney, Agent, or Firm*—Hamre, Schumann, Mueller & Larson, P.C.

(57) **CLAIM**

The ornamental design for a watch, as shown and described.

DESCRIPTION

FIG. 1 is a perspective view of a watch in accordance with my invention thereof;

FIG. 2 is a top view thereof;

FIG. 3 is a right side view thereof;

FIG. 4 is a bottom view thereof;

FIG. 5 is a left side view thereof; and,

FIG. 6 is a front view; rear view is mirror image thereof.

The broken lines shown in FIGS. 1 and 2 are for illustrative purposes only and form no part of the claimed design.

1 Claim, 4 Drawing Sheets





FIG. 1



FIG. 2




FIG. 6

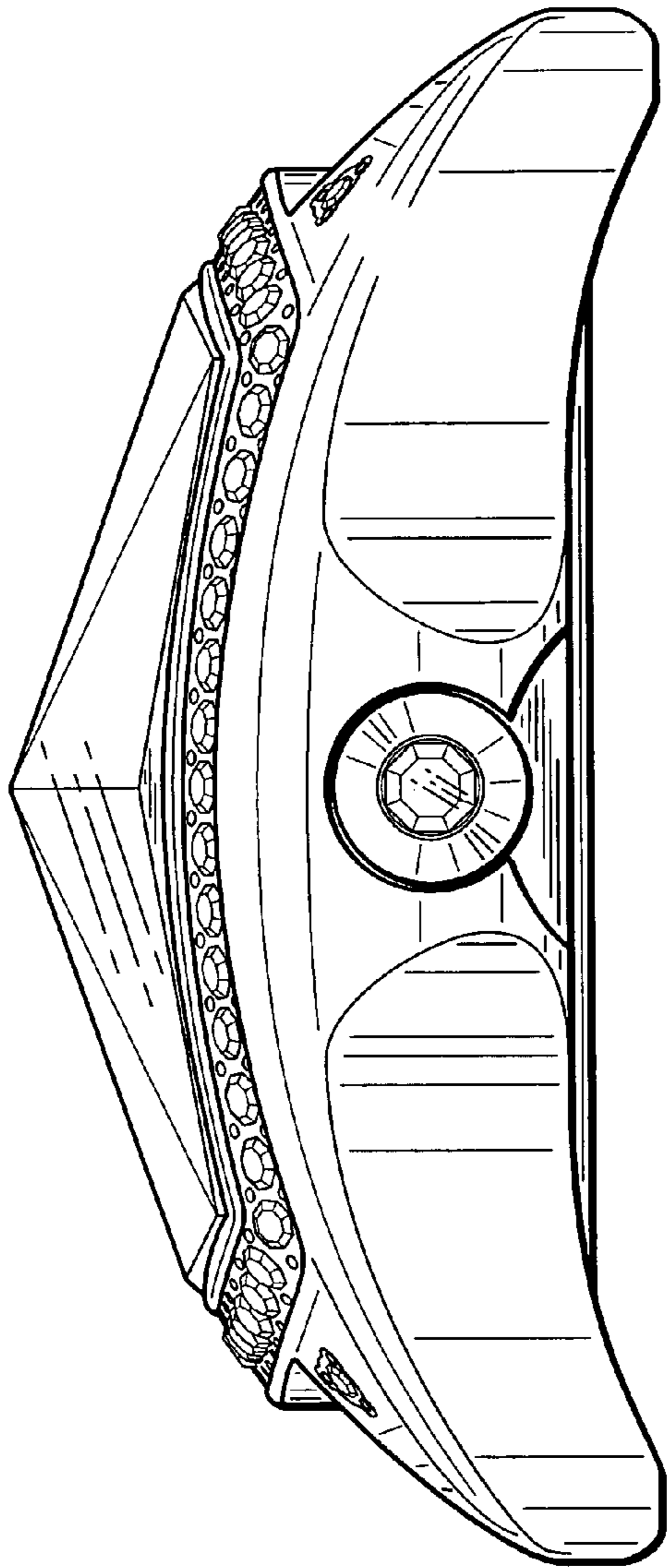


FIG. 3

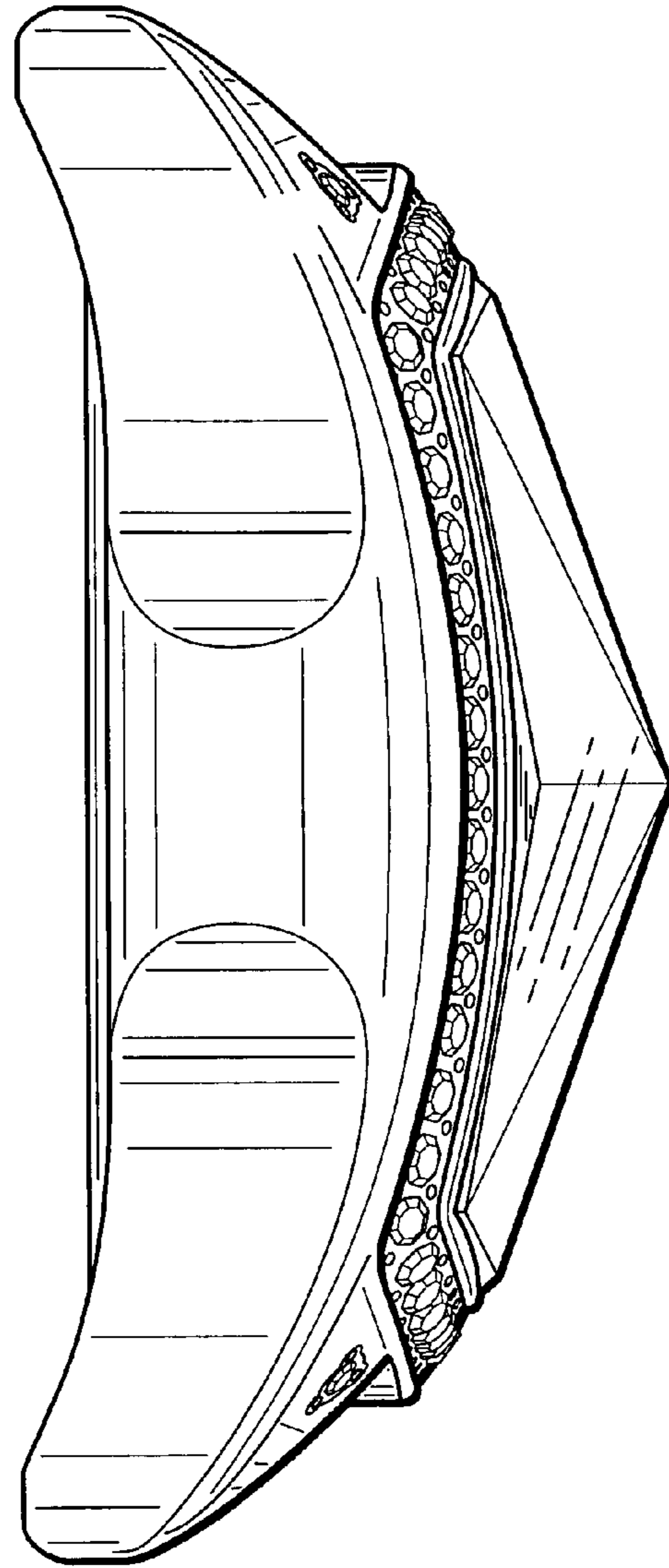


FIG. 5

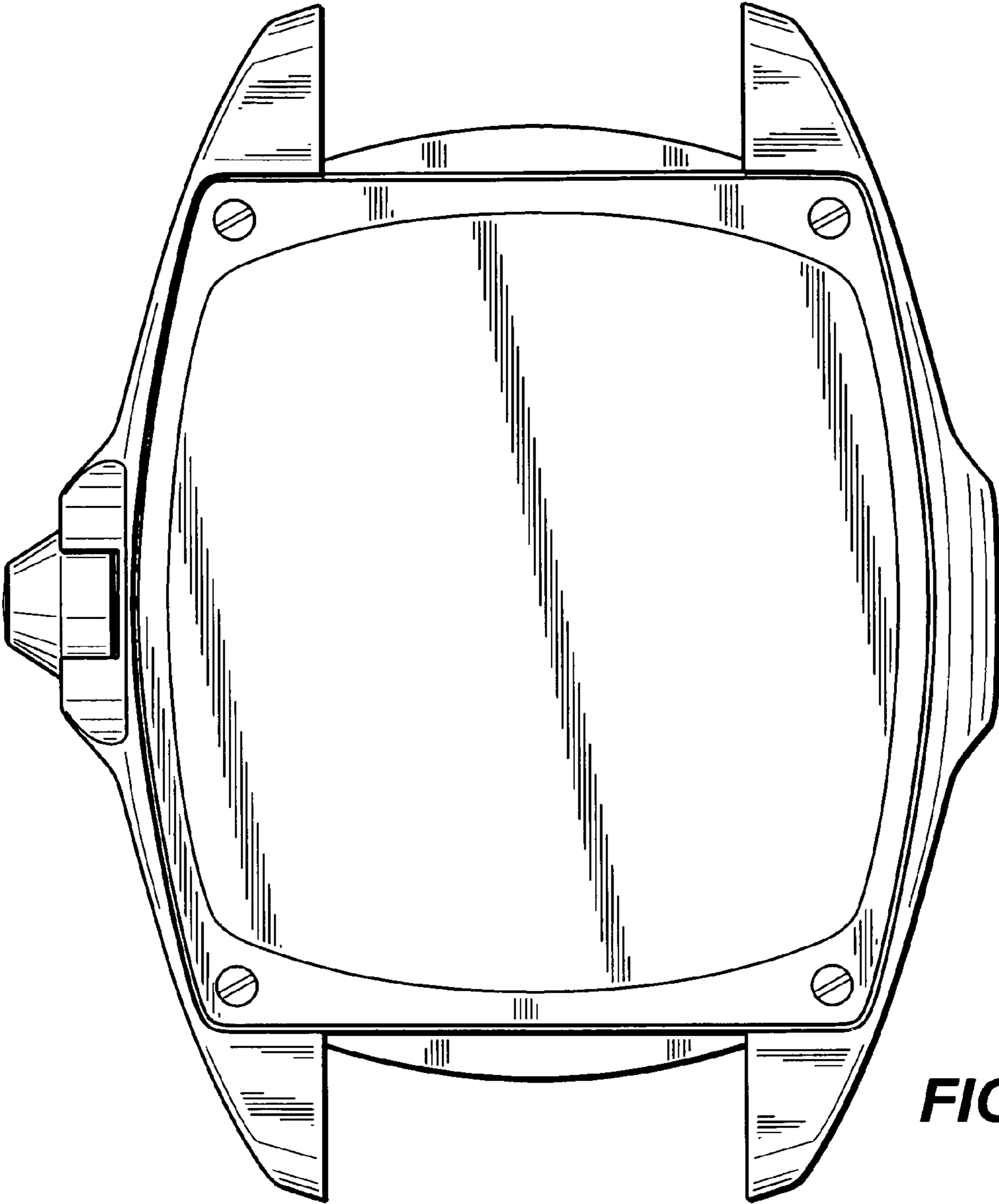


FIG. 4