



US00D574250S

(12) **United States Design Patent**
Kruparova

(10) **Patent No.:** **US D574,250 S**

(45) **Date of Patent:** **** Aug. 5, 2008**

(54) **CONTAINER BODY PORTION**

(75) **Inventor:** **Petra Kruparova, Banska Bystrica (SK)**

(73) **Assignee:** **Plastipak Packaging, Inc., Plymouth, MI (US)**

(**) **Term:** **14 Years**

(21) **Appl. No.:** **29/282,931**

(22) **Filed:** **Aug. 1, 2007**

(51) **LOC (8) Cl.** **09-01**

(52) **U.S. Cl.** **D9/540; D9/552**

(58) **Field of Classification Search** D9/682,
D9/685-686, 688-691, 693, 516, 537-540,
D9/545, 549, 552, 556; 215/382-384, 371;
220/660, 662, 666, 669

See application file for complete search history.

(56) **References Cited**

U.S. PATENT DOCUMENTS

D85,487 S *	11/1931	Meyer	D9/540
D166,542 S *	4/1952	Kunett	D9/540
D183,127 S *	7/1958	Johnson	D9/541 X
D201,220 S *	5/1965	Lorenzen	D9/543
D225,729 S *	1/1973	Schwartz	D9/530 X
D337,948 S *	8/1993	Reif	D9/543
D353,773 S *	12/1994	Desgrippes	D9/549 X
D357,187 S *	4/1995	Sherman	D9/540
D381,577 S *	7/1997	Gaultier	D9/621
D390,779 S *	2/1998	Walter	D9/621

D404,300 S *	1/1999	Skobla	D9/614
D407,980 S *	4/1999	Dinand	D9/538 X
D418,424 S *	1/2000	Gobe	D9/543
D481,627 S *	11/2003	Hillesland	D9/522
D511,299 S *	11/2005	Angeletta	D9/540
D550,088 S *	9/2007	Lepoitevin	D9/516 X
D550,558 S *	9/2007	Van Besien et al.	D9/522
D556,587 S *	12/2007	Kruparova et al.	D9/516 X

* cited by examiner

Primary Examiner—Carol Rademaker

(74) *Attorney, Agent, or Firm*—Dykema Gossett PLLC

(57) **CLAIM**

The ornamental design for a container body portion, as shown and described.

DESCRIPTION

FIG. 1 is a top, front and left side perspective view of the plastic container of the present invention;

FIG. 2 is a top plan view thereof;

FIG. 3 is a bottom plan view thereof;

FIG. 4 is a front elevational view thereof;


FIG. 5 is a left side elevational view thereof;

FIG. 6 is a back elevational view thereof; and,

FIG. 7 is a right side elevational view thereof.

The broken lines shown in the drawings are for illustrative purposes only and do not form a part of the claimed design.

1 Claim, 2 Drawing Sheets



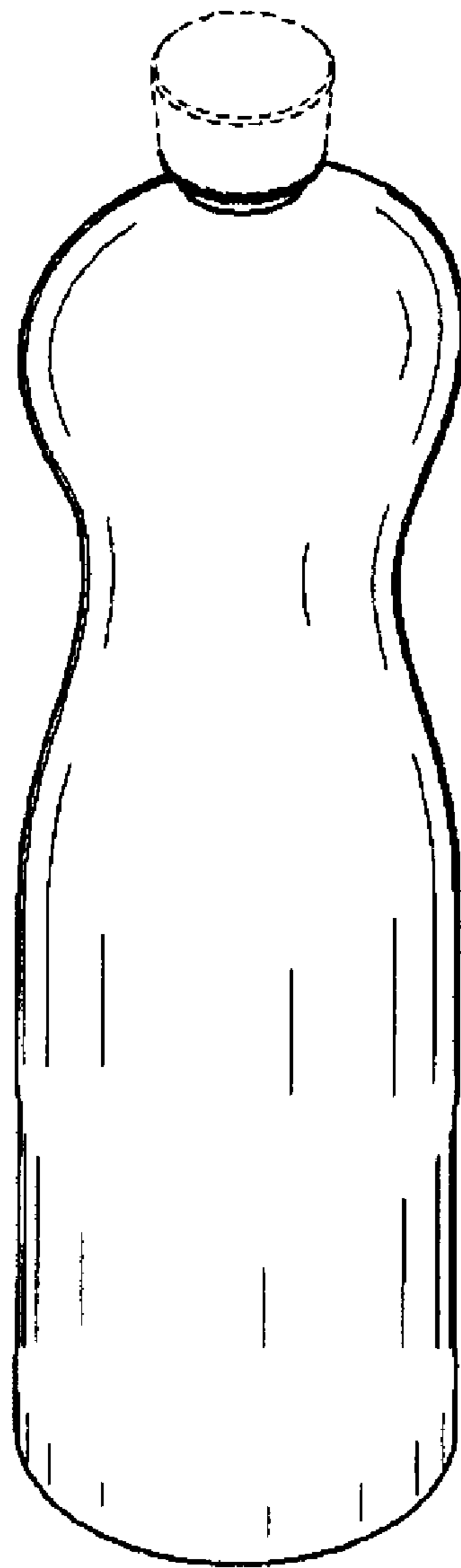


FIG. 1

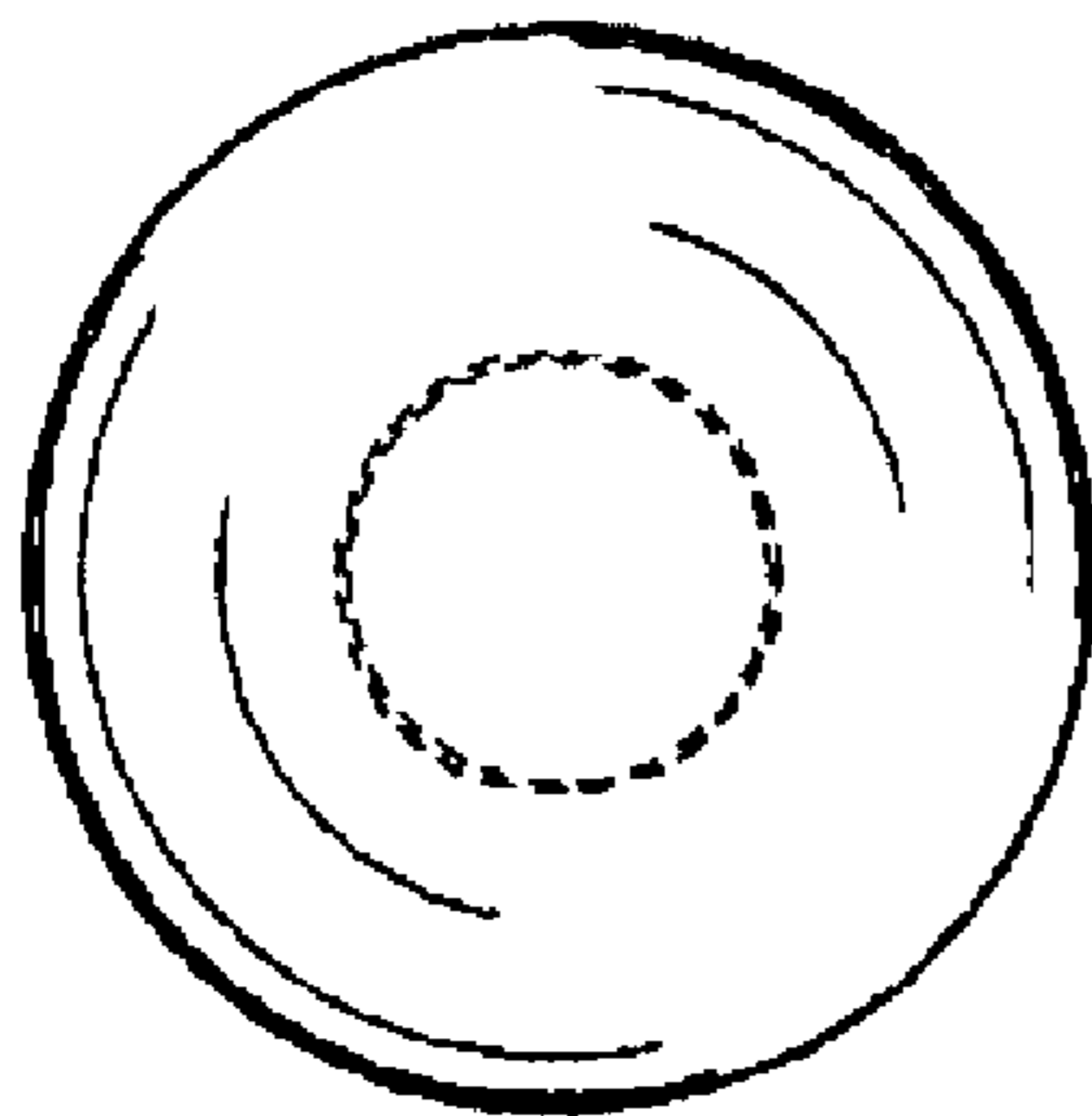


FIG. 2

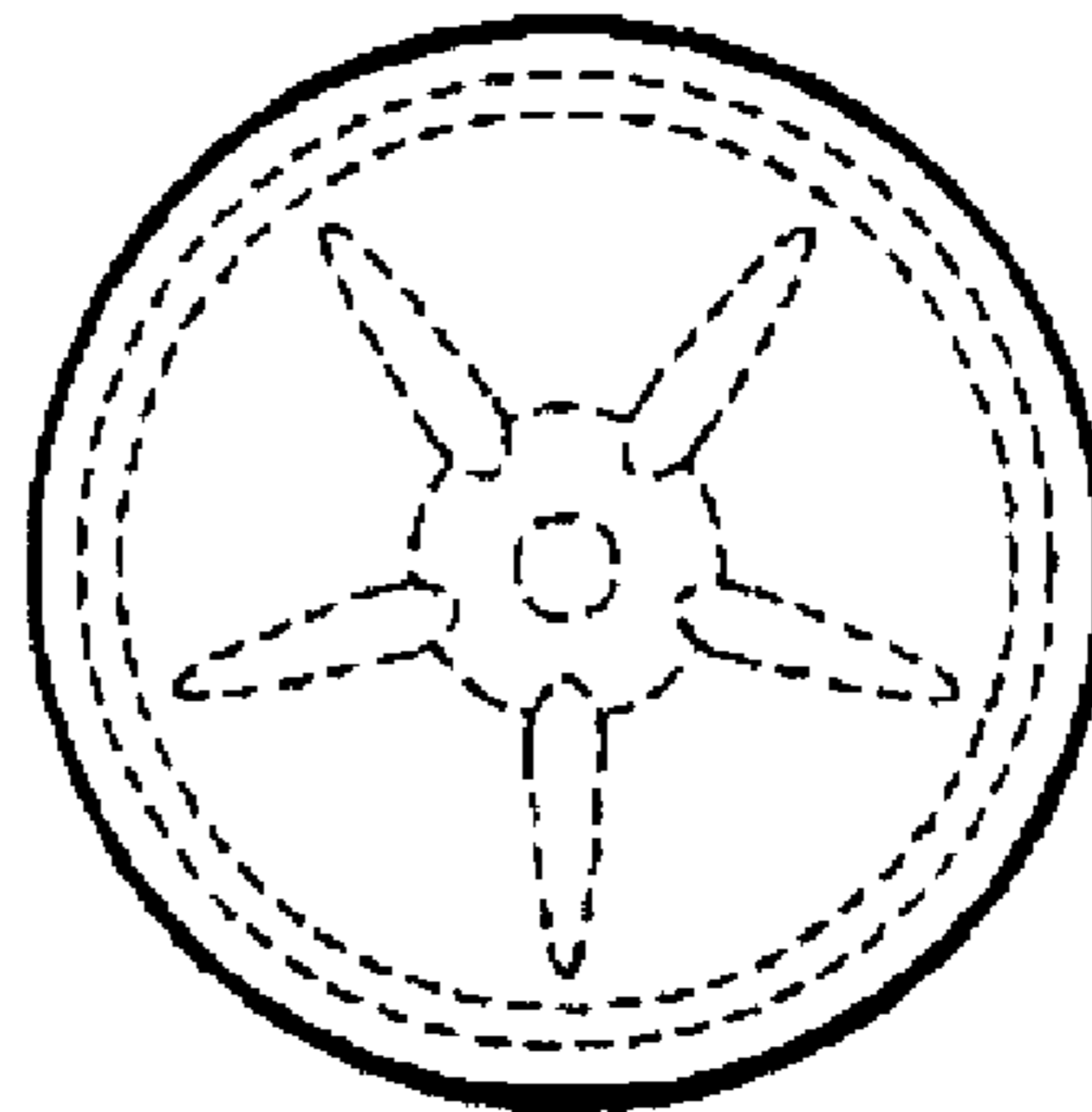


FIG. 3




FIG. 4

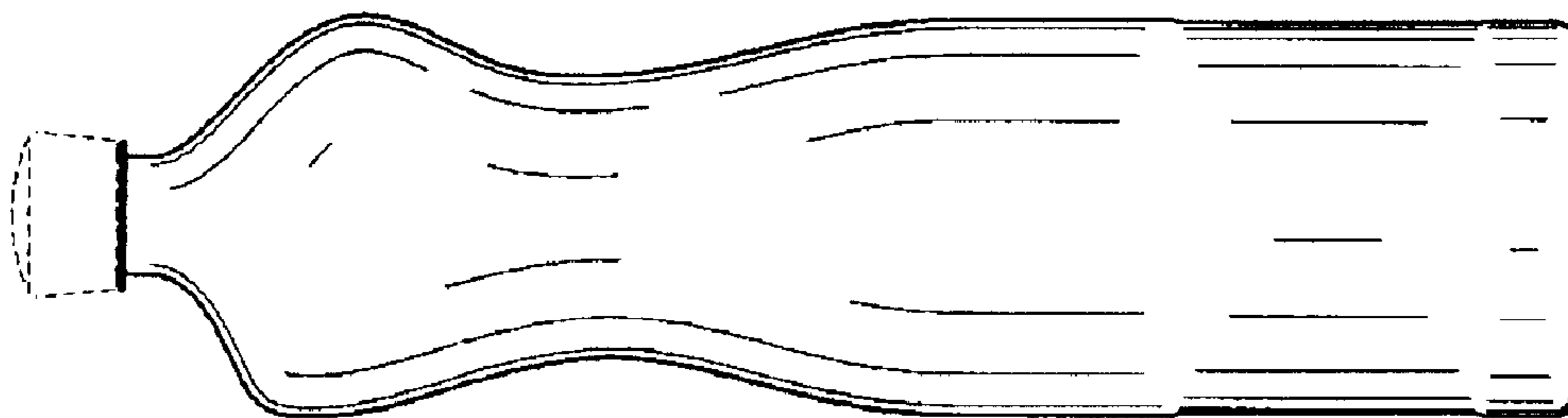


FIG. 5

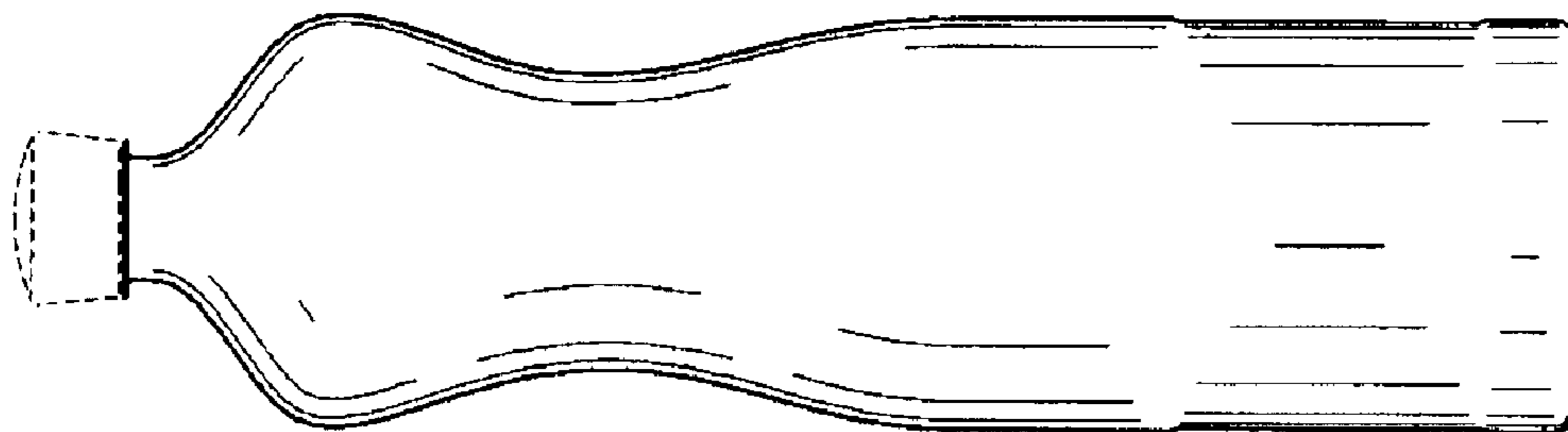


FIG. 6

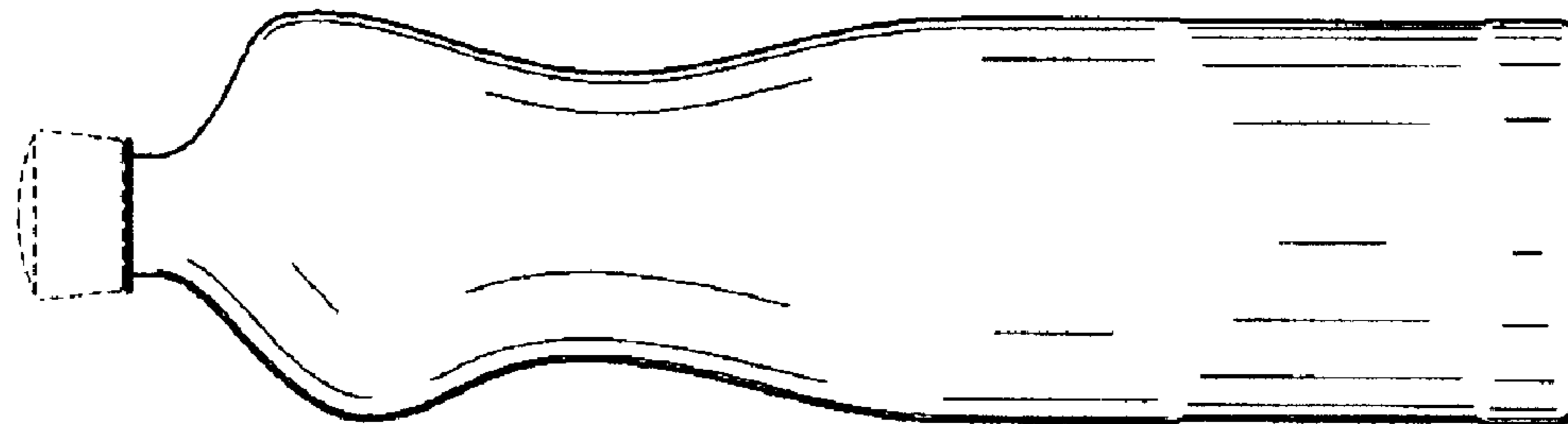


FIG. 7