



US00D574246S

(12) **United States Design Patent**
Russell et al.

(10) **Patent No.:** **US D574,246 S**

(45) **Date of Patent:** **** Aug. 5, 2008**

(54) **CONTAINER AND CLOSURE**

(75) Inventors: **Carrie Lynn Russell**, Loveland, OH (US); **Alexis Marie Schrimpf**, Cincinnati, OH (US); **Deanna Lynn DeBrosse**, Cincinnati, OH (US); **Donna Joy Wilson**, New York, NY (US); **Jonathan Arnold Lee**, Milford, CT (US)

(73) Assignee: **The Procter & Gamble Company**, Cincinnati, OH (US)

(**) Term: **14 Years**

(21) Appl. No.: **29/254,167**

(22) Filed: **Feb. 17, 2006**

(51) **LOC (8) Cl.** **09-01**

(52) **U.S. Cl.** **D9/529; D9/575; D9/446**

(58) **Field of Classification Search** D9/516,
D9/521-522, 529-530, 541-542, 549, 552,
D9/558, 574-575

See application file for complete search history.

(56) **References Cited**

U.S. PATENT DOCUMENTS

3,342,379	A *	9/1967	Foley	222/173
D233,653	S	11/1974	Pardo		
D262,264	S *	12/1981	Hadtke et al.	D9/529 X
D304,550	S	11/1989	Demarest		
D324,332	S *	3/1992	Seifert et al.	D9/549 X
D327,010	S *	6/1992	Spiegel	D9/529 X
D347,389	S	5/1994	Crawford		
D349,058	S	7/1994	Farce		
D361,937	S *	9/1995	Maxwell et al.	D9/529

D382,803	S *	8/1997	Gavin	D9/529 X
D407,316	S *	3/1999	Zaksenberg	D9/552 X
D414,701	S *	10/1999	Zaksenberg	D9/521 X
D447,953	S	9/2001	Brynstad et al.		
D461,718	S *	8/2002	Brozell	D9/549
D510,029	S	9/2005	Marcot		
D522,867	S *	6/2006	Bakic	D9/522
D533,074	S *	12/2006	Mongeon et al.	D9/575 X
D540,188	S *	4/2007	Karussi et al.	D9/734
D540,682	S *	4/2007	Shurtleff et al.	D9/516
D542,660	S *	5/2007	Thomas et al.	D9/521
D543,115	S *	5/2007	Flurer et al.	D9/447 X
D546,695	S *	7/2007	Penfold et al.	D9/529
D555,000	S *	11/2007	Bunce et al.	D9/521 X
D558,576	S *	1/2008	Zigmans	D9/522

* cited by examiner

Primary Examiner—Carol Rademaker

(74) *Attorney, Agent, or Firm*—Kelly L. McDow

(57) **CLAIM**

The ornamental design for a container and closure, as shown and described.

DESCRIPTION

FIG. 1 is a top, front, and right side perspective view of the invention;

FIG. 2 is a front elevational view thereof;

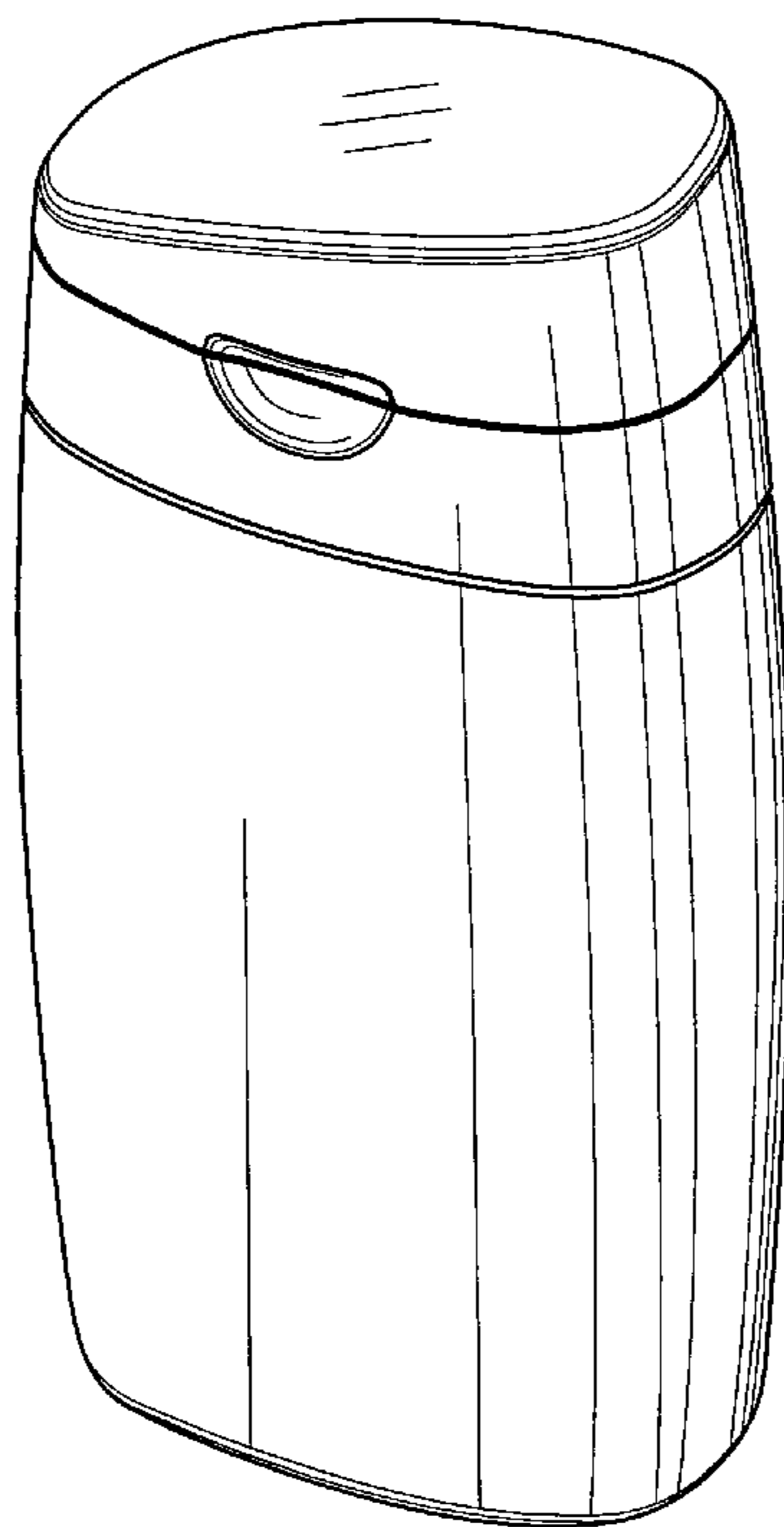
FIG. 3 is a back elevational view thereof;

FIG. 4 is a left side elevational view thereof;

FIG. 5 is a right side elevational view thereof; and,

FIG. 6 is a top plan view thereof.

1 Claim, 4 Drawing Sheets






Fig. 1




Fig. 3




Fig. 2




Fig. 5




Fig. 4

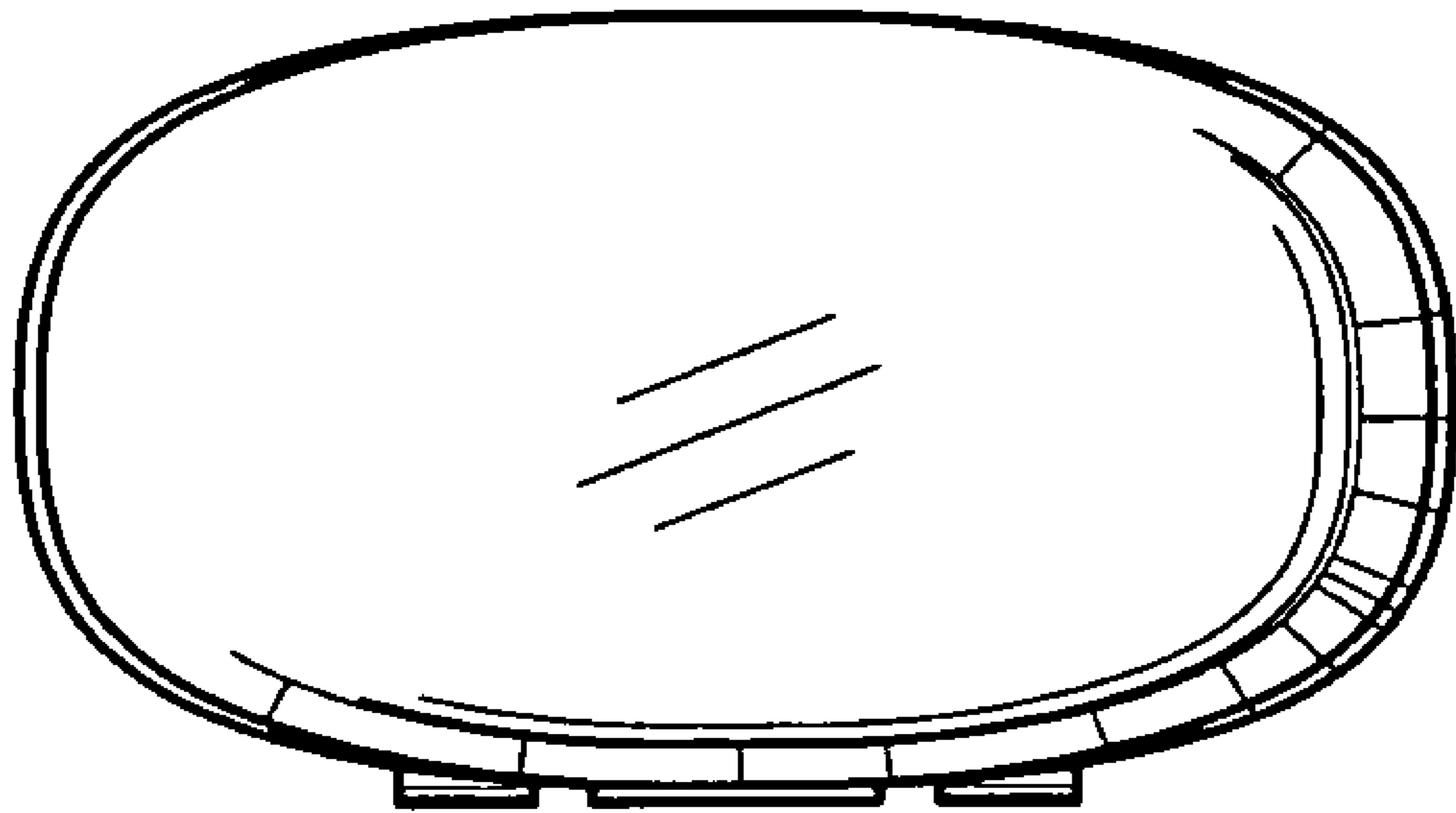


Fig. 6