



US00D574237S

(12) **United States Design Patent**
Yates, III

(10) **Patent No.:** **US D574,237 S**

(45) **Date of Patent:** **** Aug. 5, 2008**

(54) **ANGLED DUAL OUTLET CLOSURE**

(76) **Inventor:** **William M. Yates, III**, 56 Raven La.,
Aliso Viejo, CA (US) 92656

(**) **Term:** **14 Years**

(21) **Appl. No.:** **29/269,230**

(22) **Filed:** **Nov. 24, 2006**

(51) **LOC (8) Cl.** **09-07**

(52) **U.S. Cl.** **D9/447; D9/454**

(58) **Field of Classification Search** D9/754,
D9/753, 752, 741, 728, 724, 697, 695, 529,
D9/524, 516, 454, 447, 445, 444, 442, 440,
D9/439, 435, 434; D7/679, 590-597, 511,
D7/510, 401.1, 398; 241/169, 169.1, 168;
229/906.1; 222/567, 566, 545, 482, 480,
222/356, 151, 149, 142.1-142.9; 220/713,
220/254.1, 703, 269

See application file for complete search history.

(56) **References Cited**

U.S. PATENT DOCUMENTS

D264,428 S *	5/1982	Jones	D9/741
D289,855 S *	5/1987	Carlson	D9/741
D336,043 S *	6/1993	Provencio	D9/447
D359,236 S *	6/1995	Spafford et al.	D9/447
D412,087 S *	7/1999	Spencer	D7/510
D423,354 S *	4/2000	Lin	D9/447
D431,158 S *	9/2000	Schwab	D7/510
D435,194 S *	12/2000	Betras	D7/511

6,669,062 B1 *	12/2003	Laible	222/464.1
D521,863 S *	5/2006	Davis et al.	D9/447
D522,359 S *	6/2006	Van Diepen et al.	D9/447
D542,139 S *	5/2007	Welter	D9/524

* cited by examiner

Primary Examiner—Gary D. Watson

Assistant Examiner—Susan Bennett Hattan

(57) **CLAIM**

The ornamental design for an angled dual outlet closure, as shown and described.

DESCRIPTION

Application is co-pending with U.S. patent application Ser. No. 29/232,087 filed Jun. 14, 2005 entitled "Dual Outlet Closure".

FIG. 1 is a top plan view of the claimed design, illustrated with environmental structure;

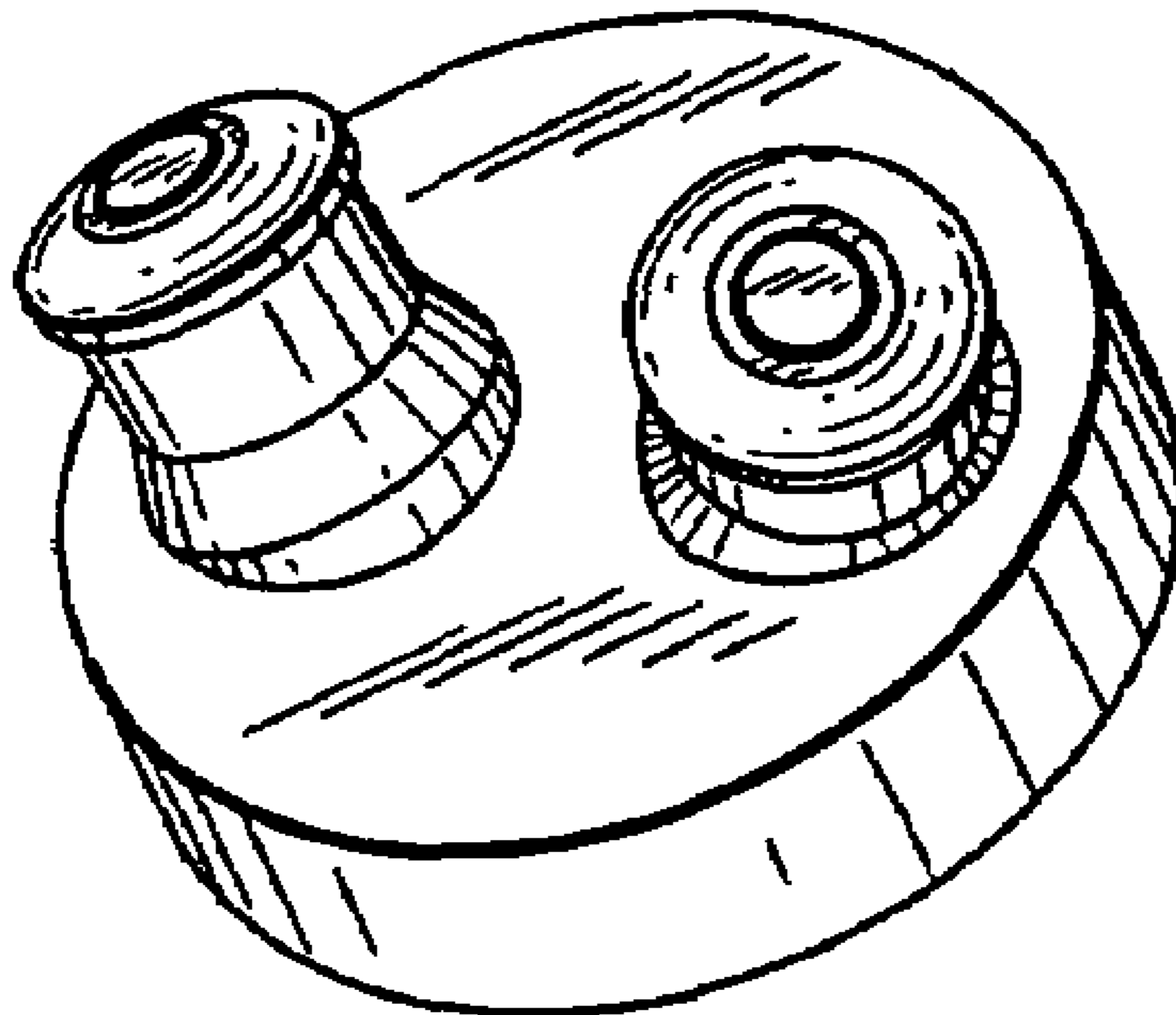
FIG. 2 is a front side elevation view of the claimed design, illustrated with environmental structure, the rear being identical thereto;

FIG. 3 is a perspective view of the claimed design; and,

FIG. 4 is a side elevation view of the claimed design, illustrated with environmental structure, the opposite side elevation view being identical thereto.

The broken lines showing the environmental structure are for illustrative purposes only and form no part of the claimed design.

1 Claim, 2 Drawing Sheets



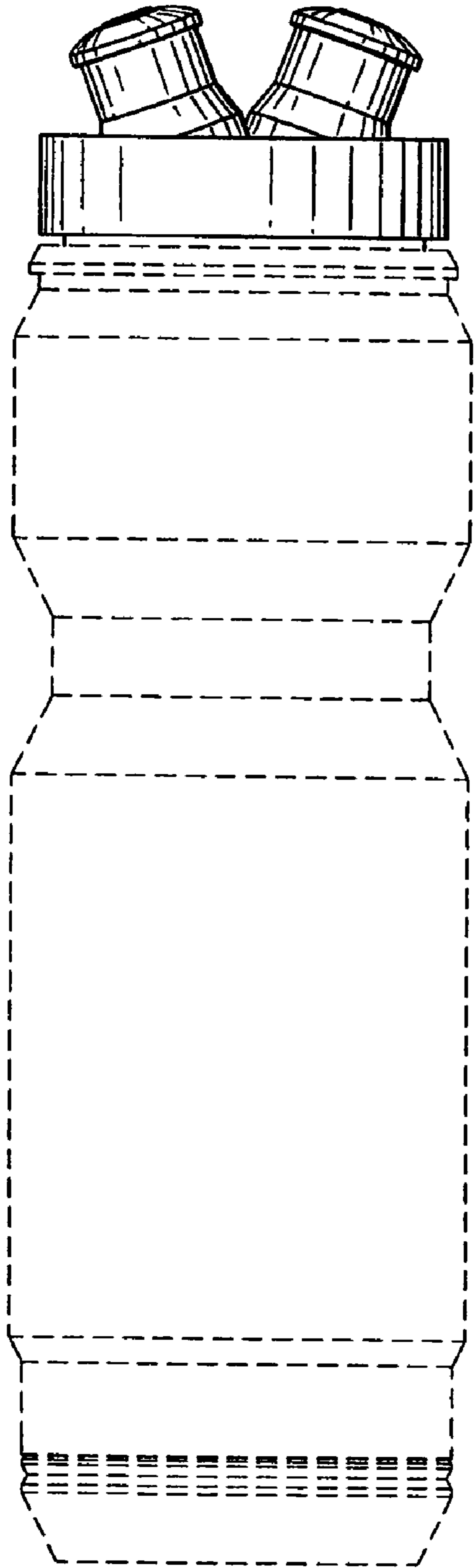


FIG. 2

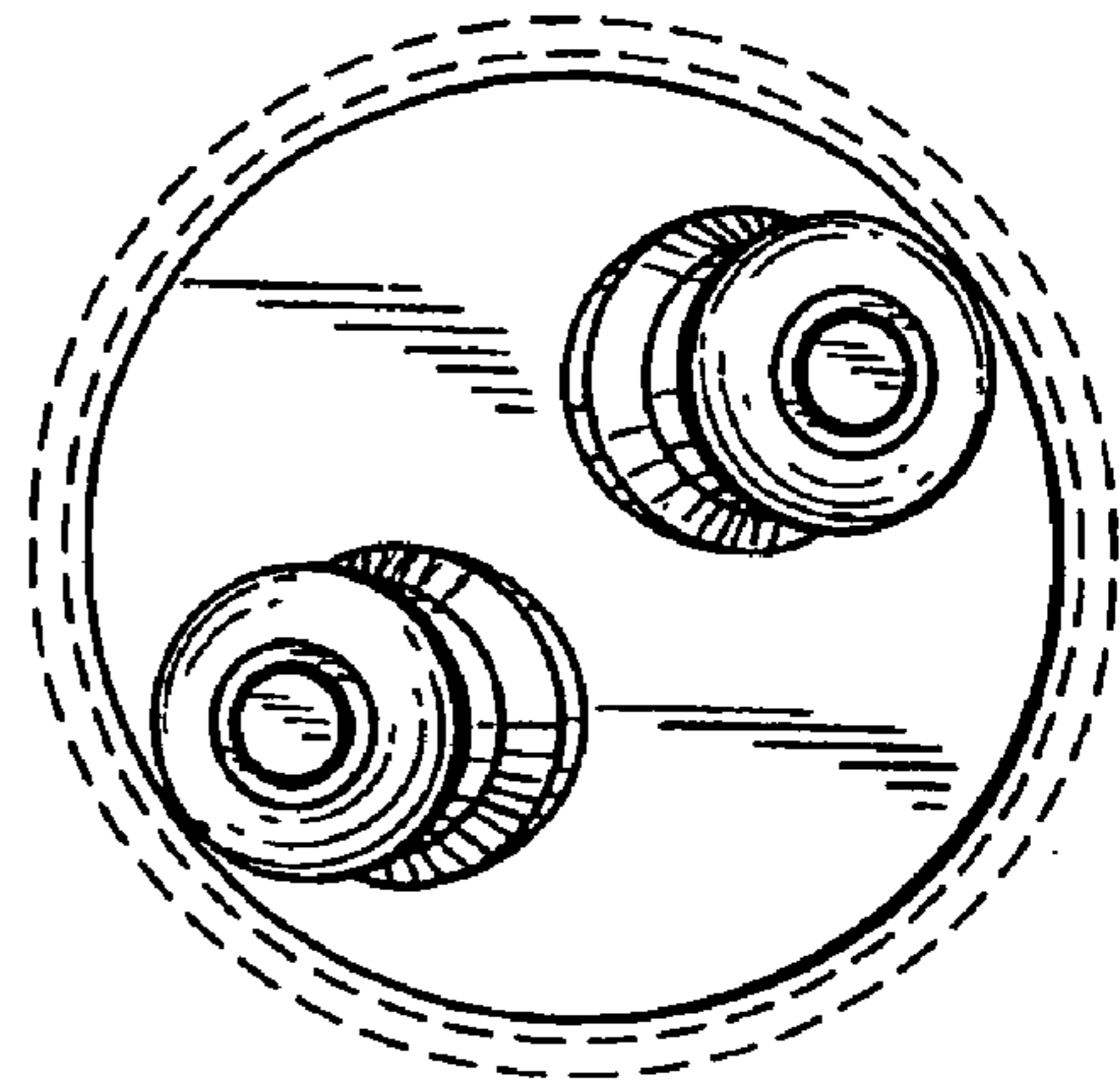


FIG. 1

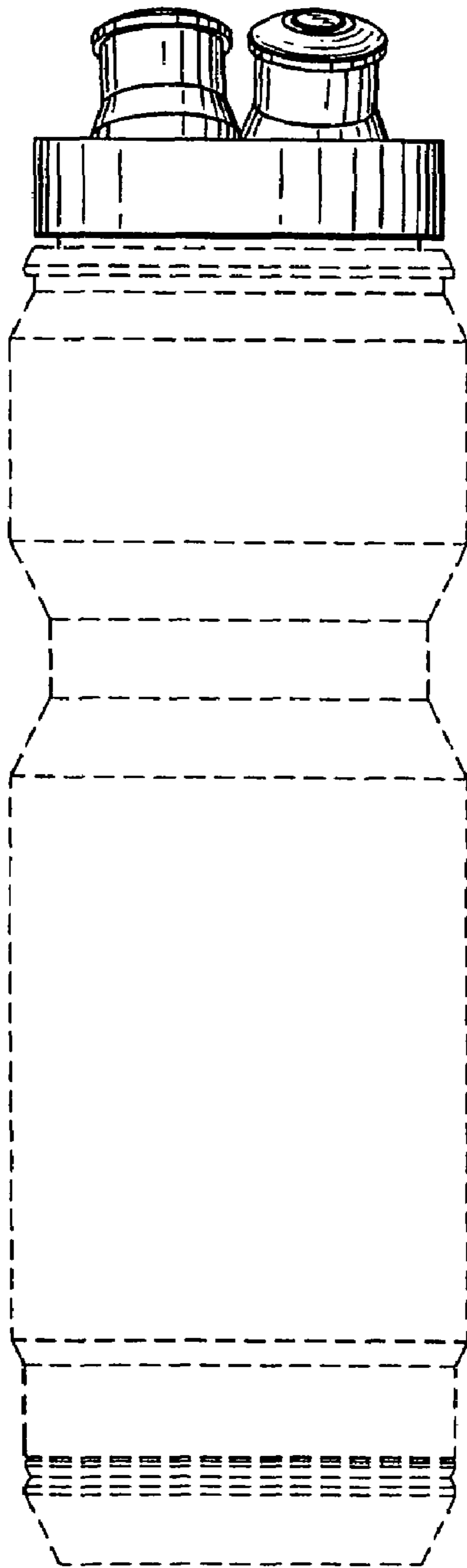


FIG. 4

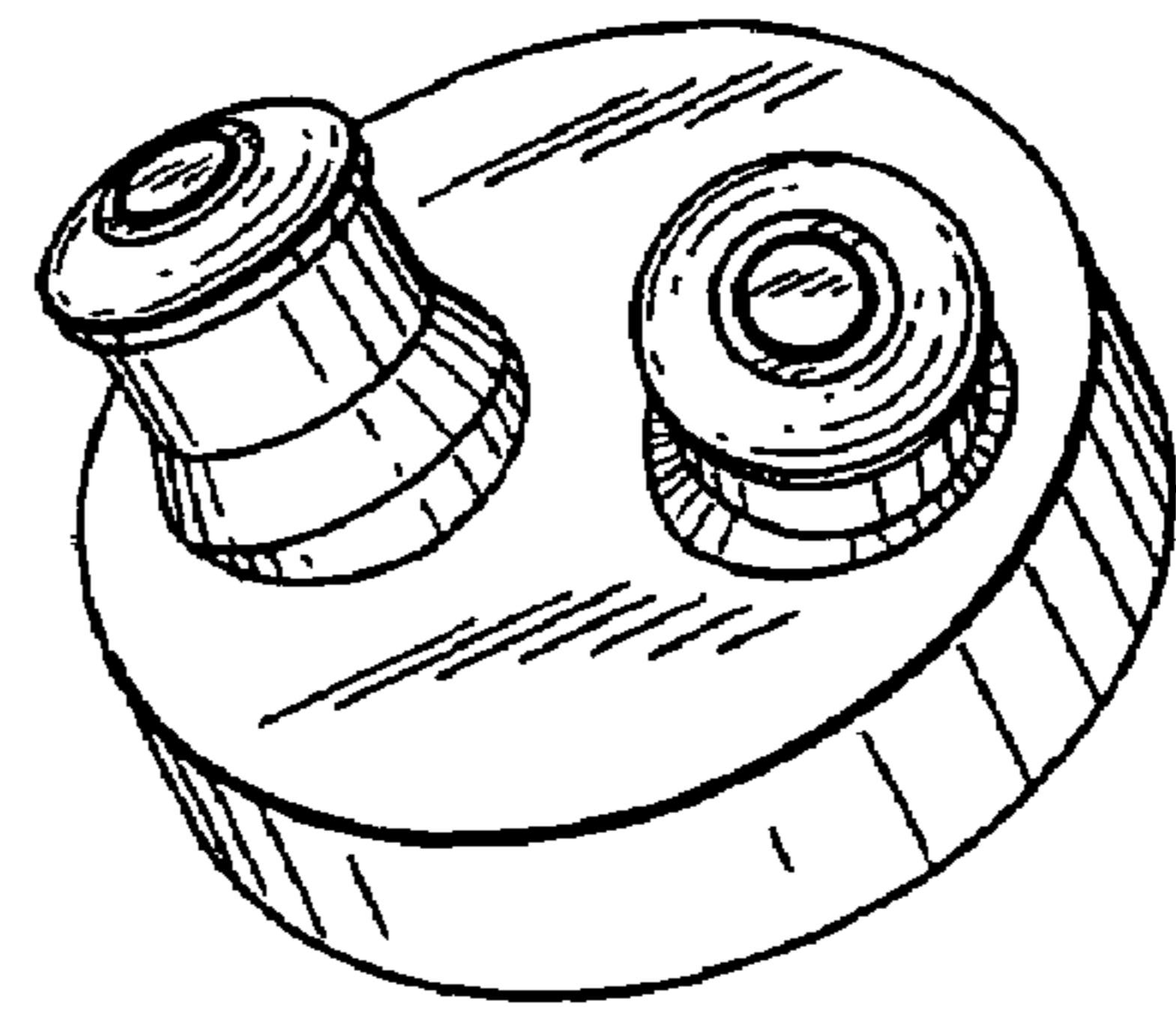


FIG. 3