



US00D574233S

(12) **United States Design Patent**
Young, Sr.

(10) **Patent No.:** **US D574,233 S**

(45) **Date of Patent:** **** Aug. 5, 2008**

(54) **GRIP AID**

(76) **Inventor:** **Jody D. Young, Sr.**, 784 SE. Waterside Way, Stuart, FL (US) 34997

(**) **Term:** **14 Years**

(21) **Appl. No.:** **29/278,221**

(22) **Filed:** **Mar. 22, 2007**

(51) **LOC (8) Cl.** **09-07**

(52) **U.S. Cl.** **D9/434**

(58) **Field of Classification Search** D9/434,
D9/455, 499; D8/107, 300, 303, 307, 315,
D8/319; D3/246; 294/15, 25, 27.1, 137,
294/153, 164, 170, 171; 229/915; 202/95;
16/DIG. 12, DIG. 19; 210/238
See application file for complete search history.

(56) **References Cited**

U.S. PATENT DOCUMENTS

4,004,722	A *	1/1977	Olivier	294/171
D248,821	S *	8/1978	Poe	D8/107
D319,569	S *	9/1991	Clark	D9/434
D325,156	S *	4/1992	Sweeny	D9/434
D329,973	S *	10/1992	Schuttinga	D9/434
5,328,606	A *	7/1994	Warren et al.	210/238

D361,934	S *	9/1995	Croteau	D9/434
D372,425	S *	8/1996	Kirkwood	D9/434
D374,621	S *	10/1996	Salazar, Jr.	D9/434
D384,279	S *	9/1997	Hepworth	D9/434
D401,505	S *	11/1998	Michael et al.	D9/434
D436,036	S *	1/2001	Manseau et al.	D9/434
D440,492	S *	4/2001	Ellers	D9/434

* cited by examiner

Primary Examiner—T. Chase Nelson

Assistant Examiner—Barbara B Lohr

(74) *Attorney, Agent, or Firm*—Dennis T. Griggs

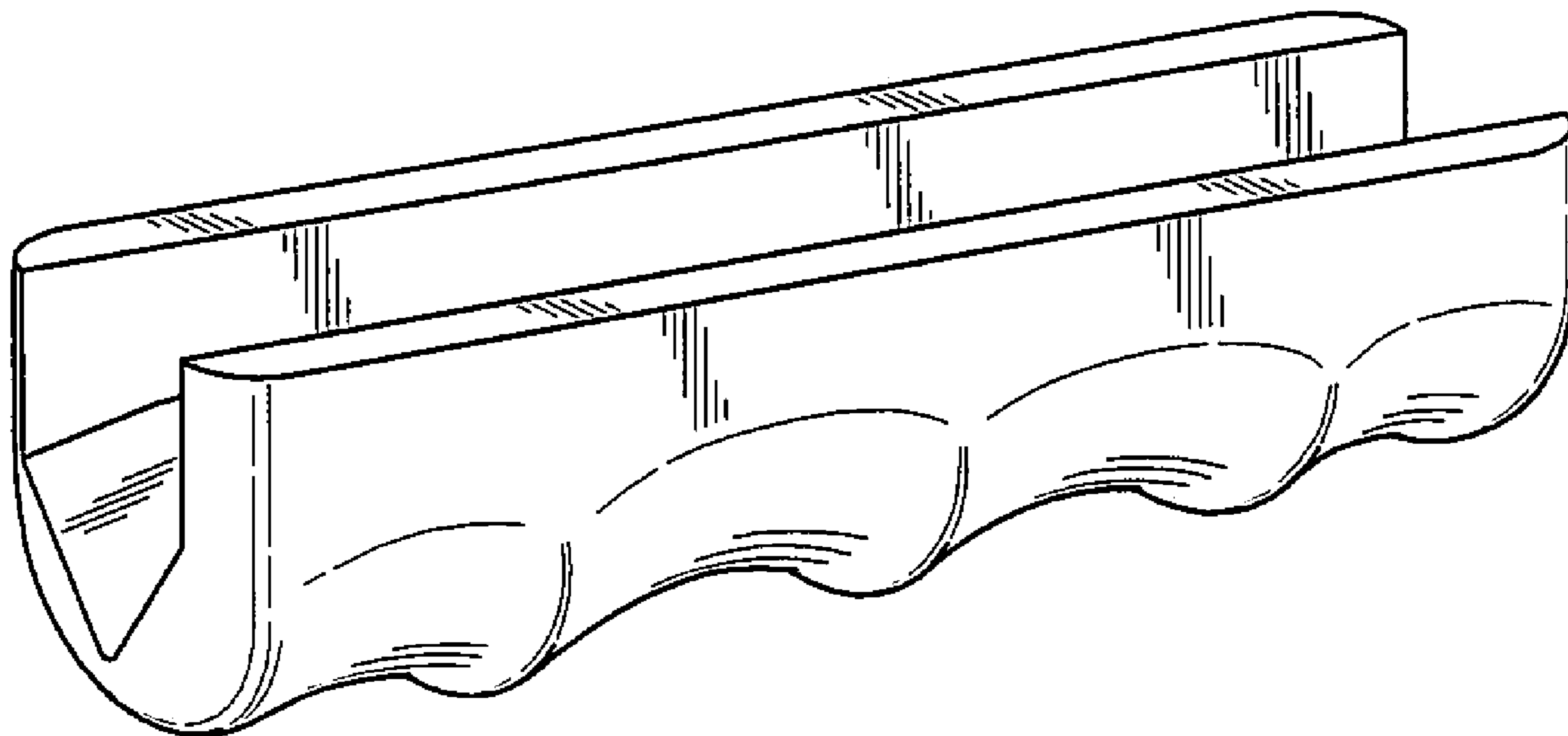
(57) **CLAIM**

The ornamental design for a grip aid, as shown and described.

DESCRIPTION

FIG. 1 is a front elevation view of a grip aid showing my new design, the rear elevation view being a mirror image thereof; FIG. 2 is a bottom plan view thereof; FIG. 3 is a left side elevation view thereof, the right side elevation view being a mirror image thereof; FIG. 4 is a top plan view thereof; and, FIG. 5 is a perspective view thereof.

1 Claim, 2 Drawing Sheets



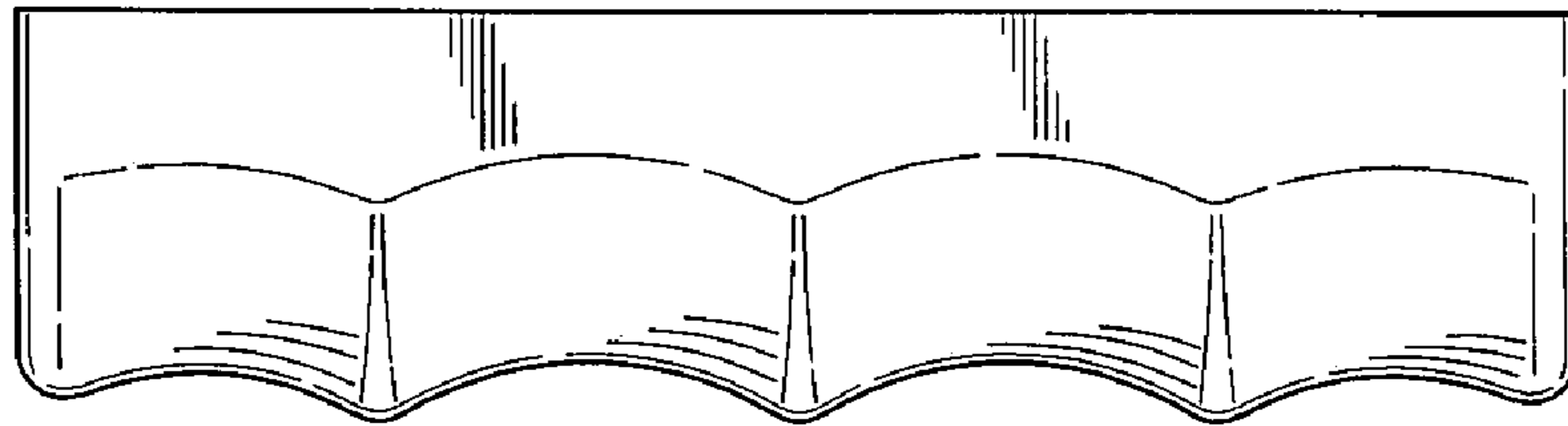


FIG. 1

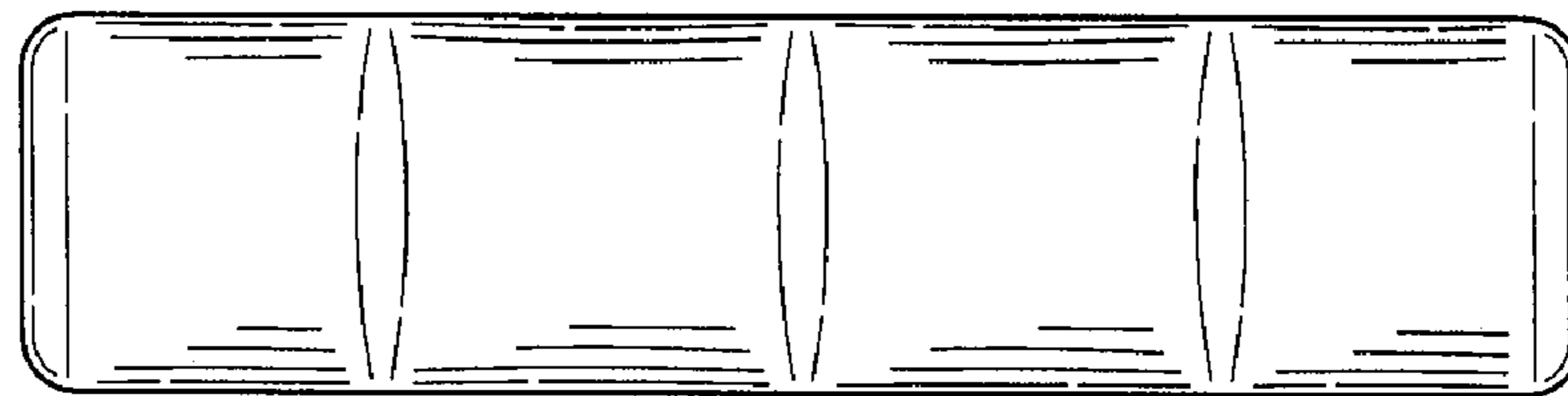


FIG. 2

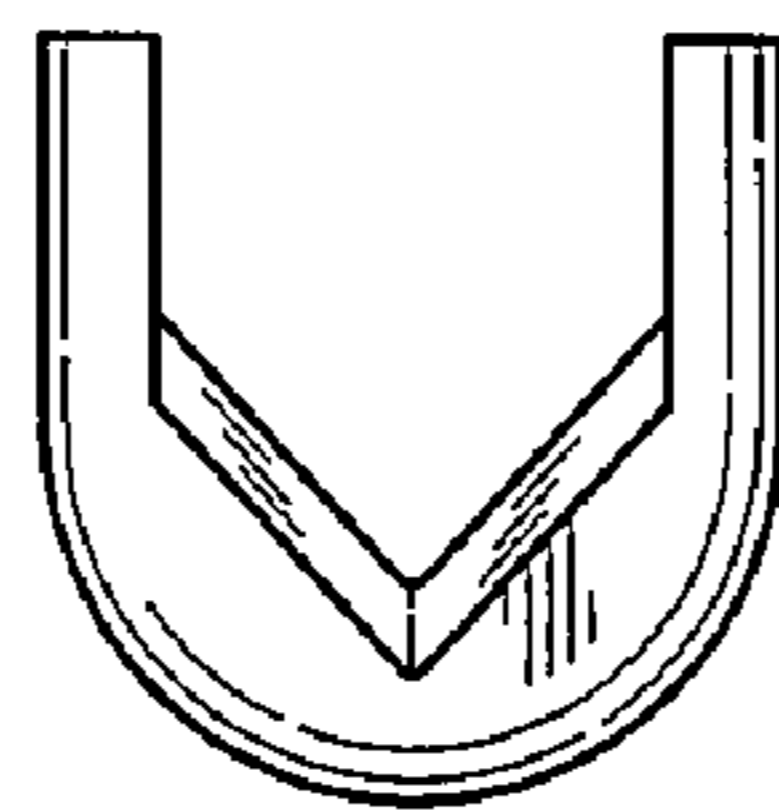


FIG. 3




FIG. 4

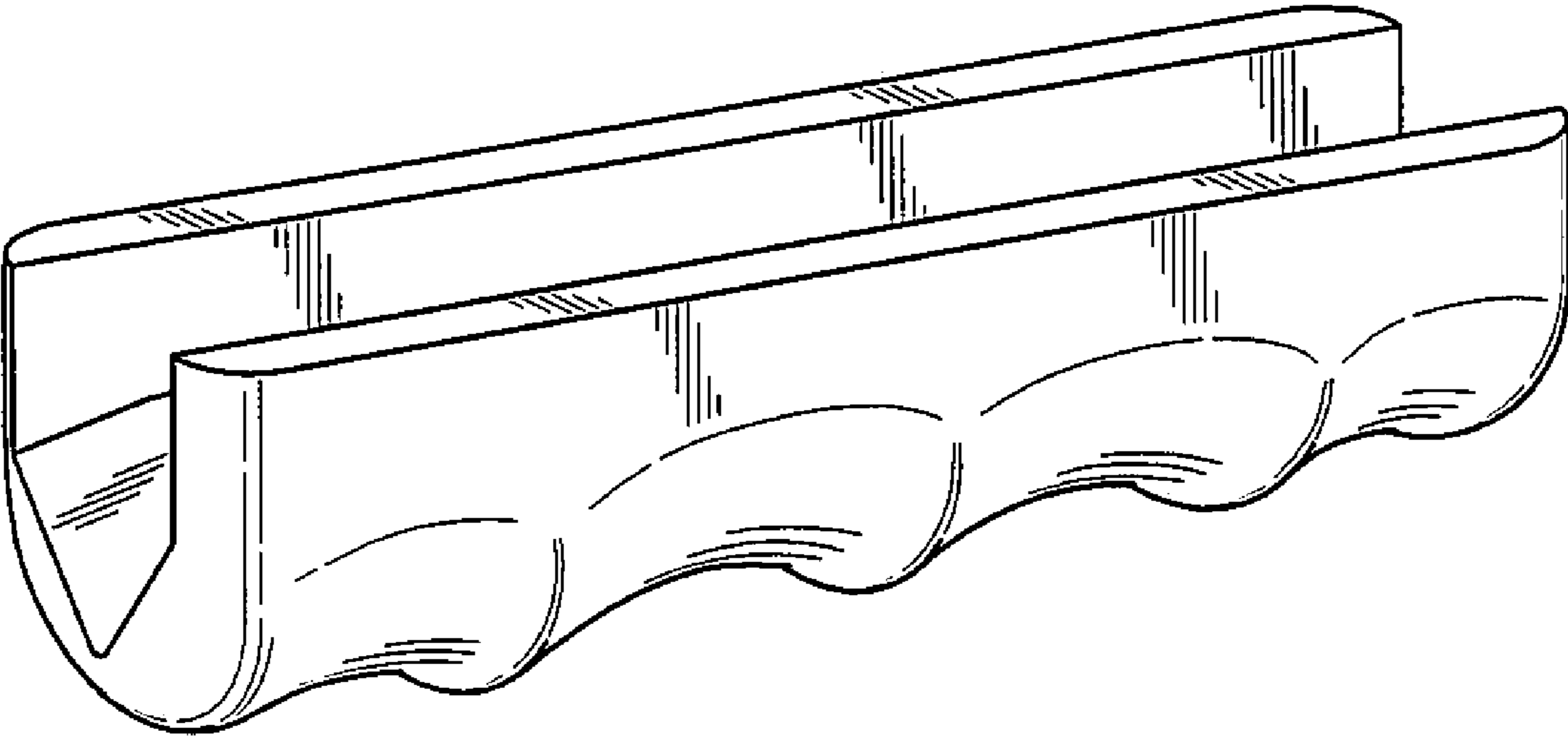


FIG. 5