



US00D574226S

(12) **United States Design Patent**
Wolff

(10) **Patent No.:** **US D574,226 S**

(45) **Date of Patent:** **** Aug. 5, 2008**

(54) **RECTANGULAR CLIP**

(76) Inventor: **Stephen Wolff**, Wolff Medical
Marketing and Design, LLC 110 E. 42nd
St., Suite 1418, New York, NY (US)
10017

(**) Term: **14 Years**

(21) Appl. No.: **29/286,168**

(22) Filed: **Apr. 25, 2007**

(51) **LOC (8) Cl.** **08-08**

(52) **U.S. Cl.** **D8/395**

(58) **Field of Classification Search** D8/394-396,
D8/72; D19/56, 65; D32/60-64; D28/40;
24/67.3

See application file for complete search history.

(56) **References Cited**

U.S. PATENT DOCUMENTS

D251,124 S *	2/1979	Takeuchi	D19/65
D292,677 S *	11/1987	Jordi	D10/31
4,705,408 A *	11/1987	Jordi	368/278
4,959,892 A *	10/1990	Wang	24/510
D315,864 S *	4/1991	Embree et al.	D8/395
5,666,702 A *	9/1997	Ming-Chieh	24/510
D393,797 S *	4/1998	Kostigian	D8/395
D412,343 S *	7/1999	Offenhauer	D19/65
D432,906 S *	10/2000	Stoddard	D8/395
D492,727 S *	7/2004	Nuttall et al.	D19/65

* cited by examiner

Primary Examiner—Robert M. Spear

Assistant Examiner—John Windmuller

(74) *Attorney, Agent, or Firm*—Lerner, David, Littenberg,
Krumholz & Mentlik, LLP

(57) **CLAIM**

The ornamental design for a rectangular clip, as shown and described.

DESCRIPTION

FIG. 1 is a perspective view of a rectangular clip, in accordance with the present invention;

FIG. 2 is a front view of the rectangular clip shown in FIG. 1;

FIG. 3 is a back view of the rectangular clip shown in FIG. 1;

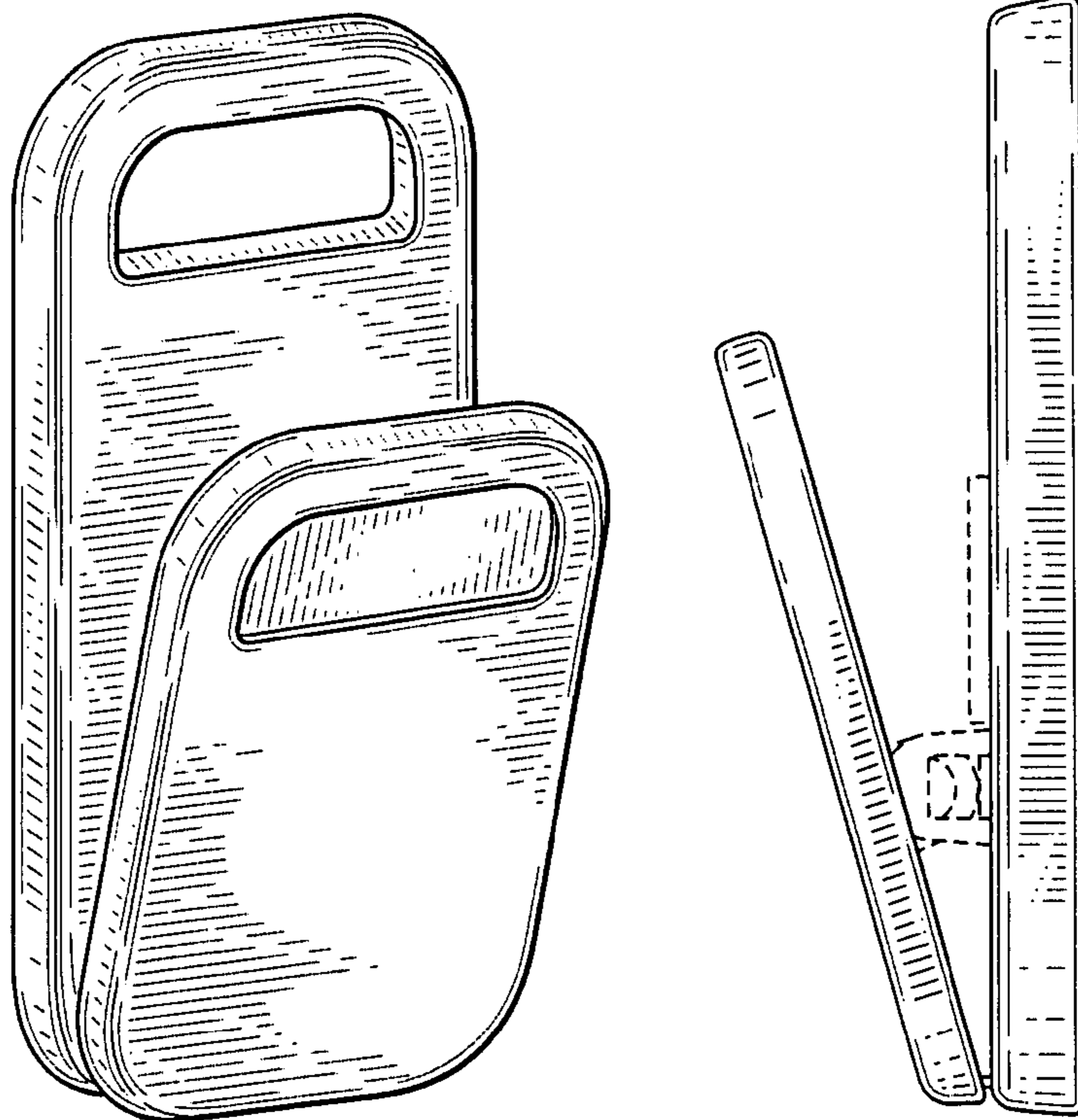
FIG. 4 is a top plan view of the rectangular clip shown in FIG. 1;

FIG. 5 is a bottom plan view of the rectangular clip shown in FIG. 1; and,

FIG. 6 is a right side view of the rectangular clip shown in FIG. 1, the left side being a mirror image thereof.

The detail on the back of the rectangular clip in FIG. 3, and the detail of the mechanism of the rectangular clip in FIGS. 4, 5 and 6 are shown in phantom line and are for illustrative purposes only and form no part of the claimed design.

1 Claim, 3 Drawing Sheets



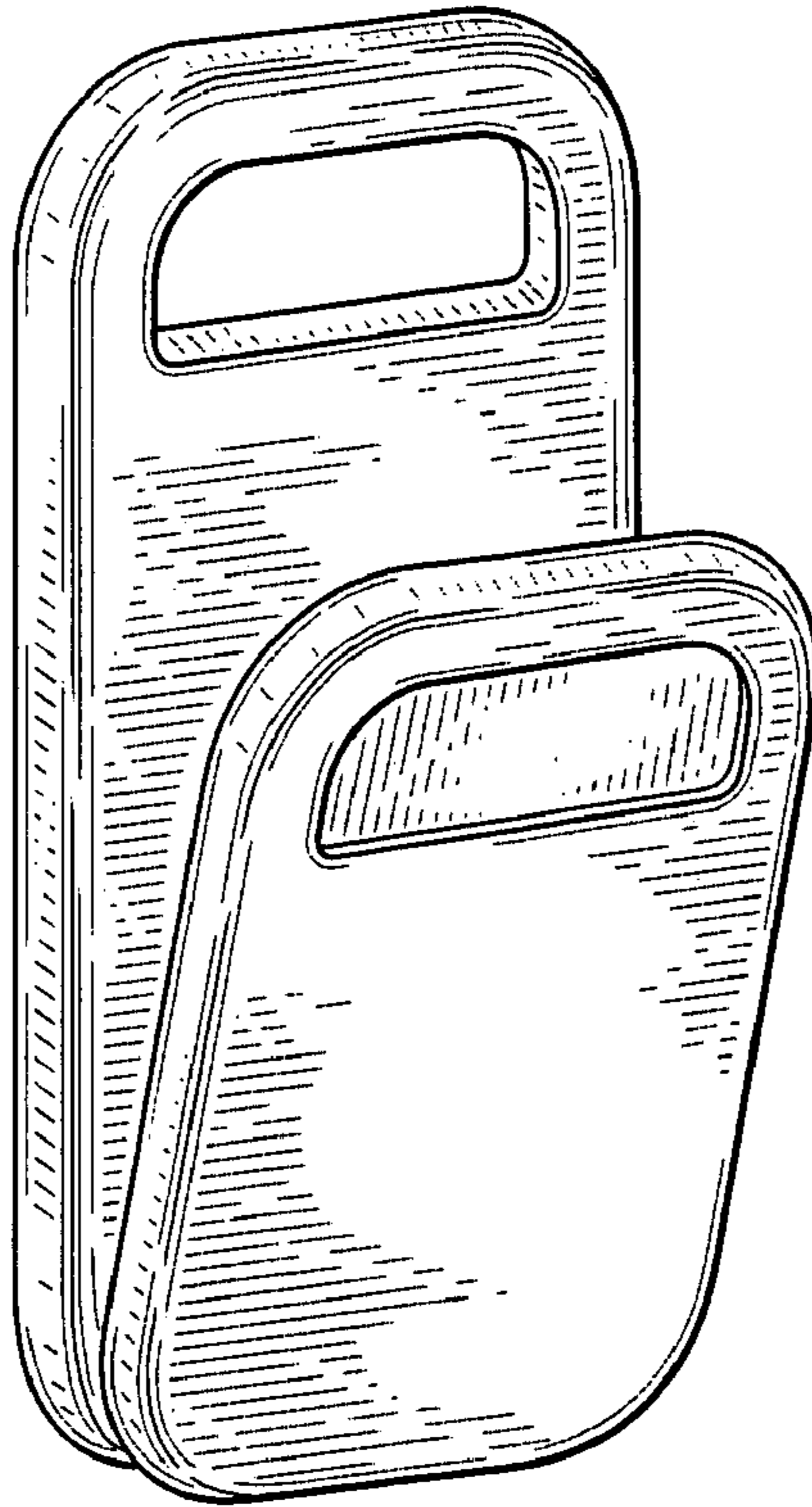


FIG. 1

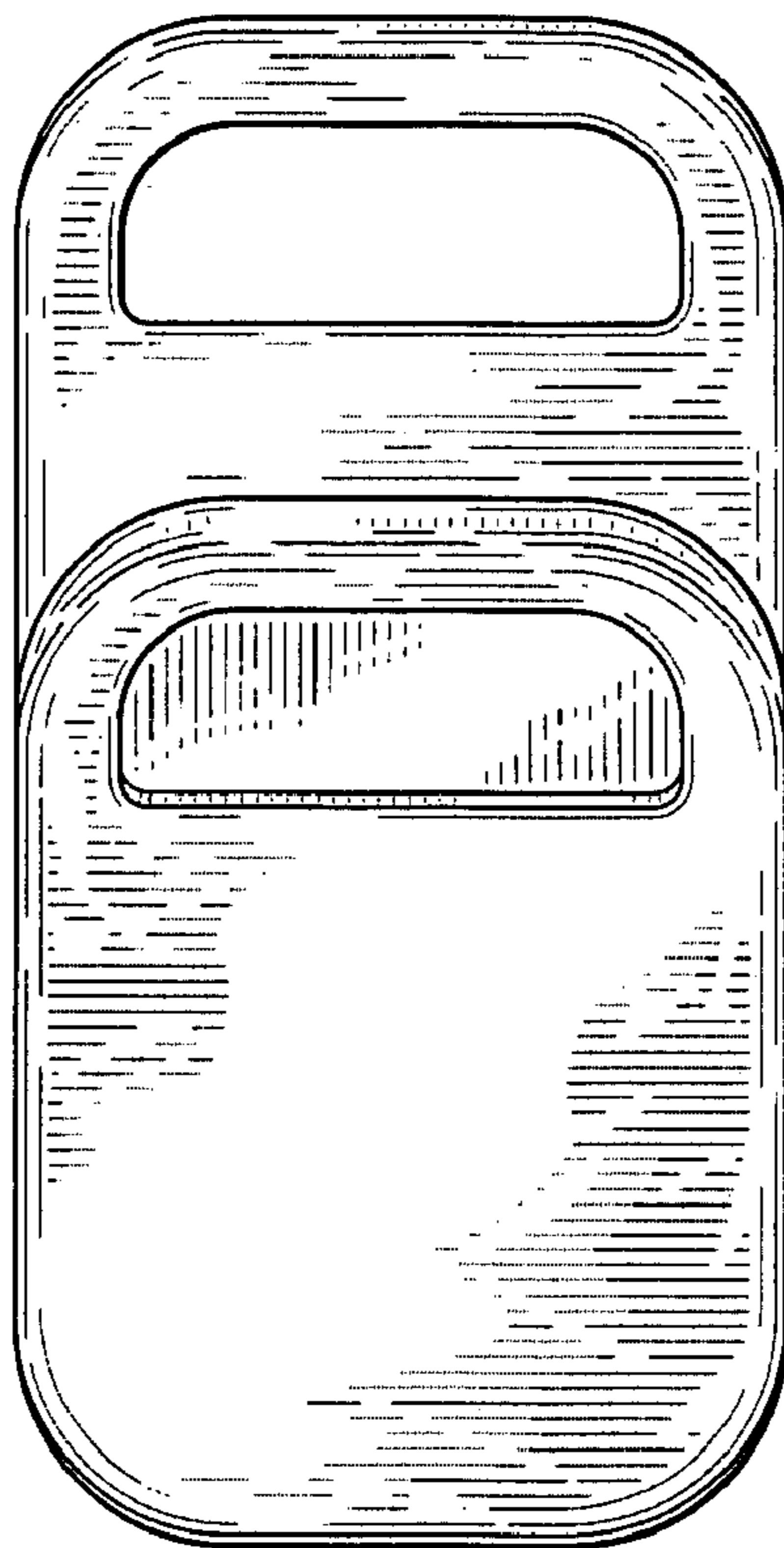


FIG. 2




FIG. 3

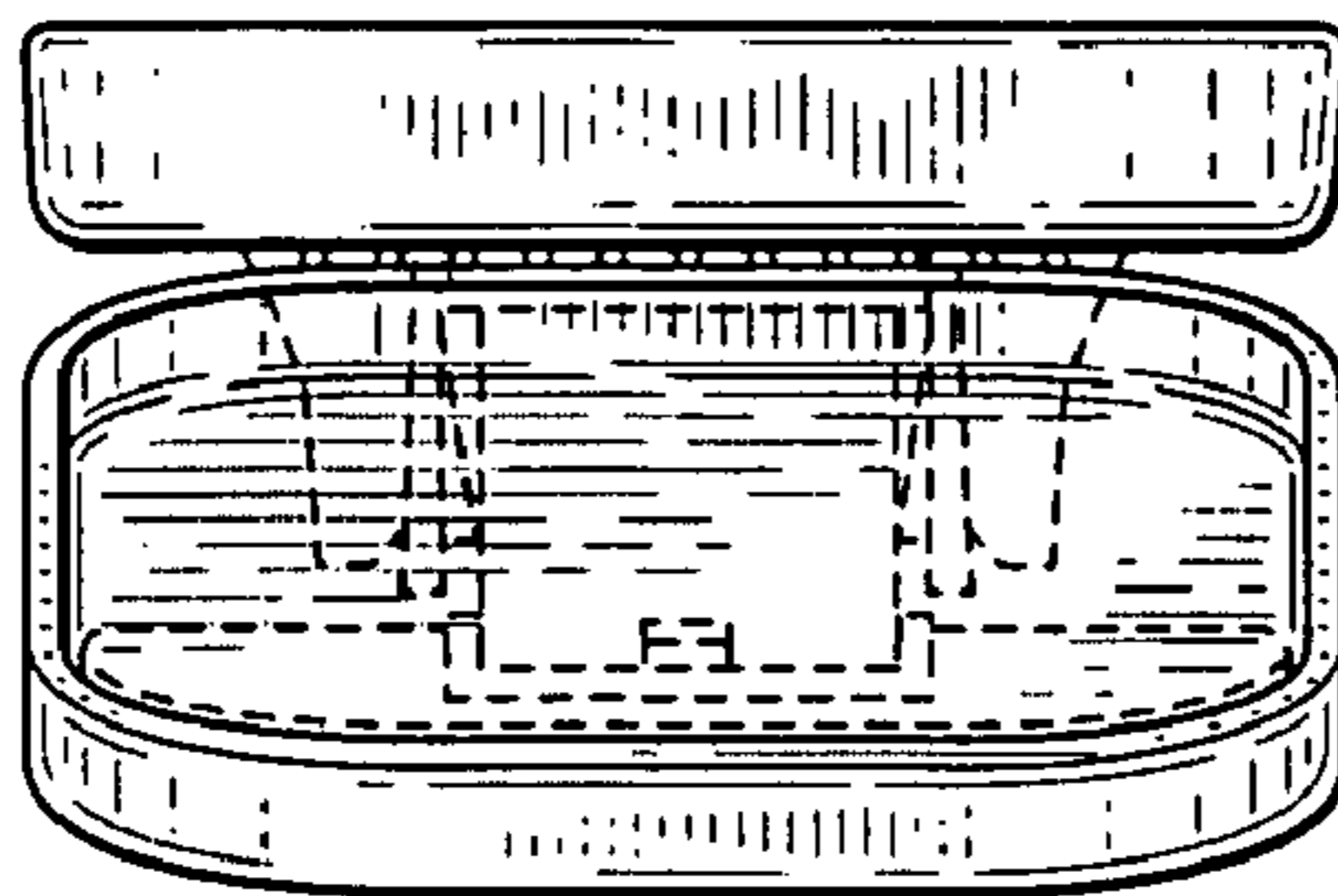


FIG. 4

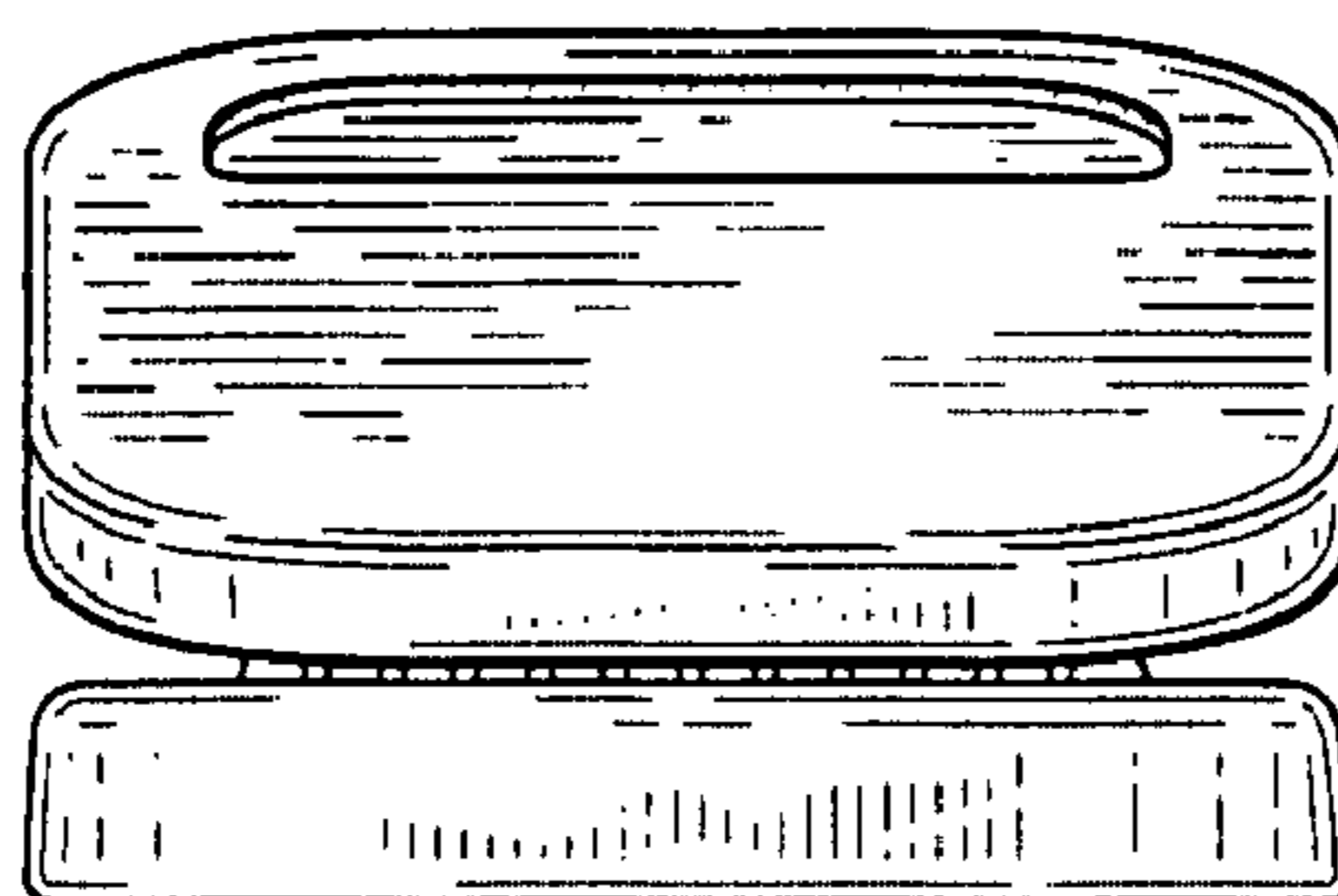


FIG. 5

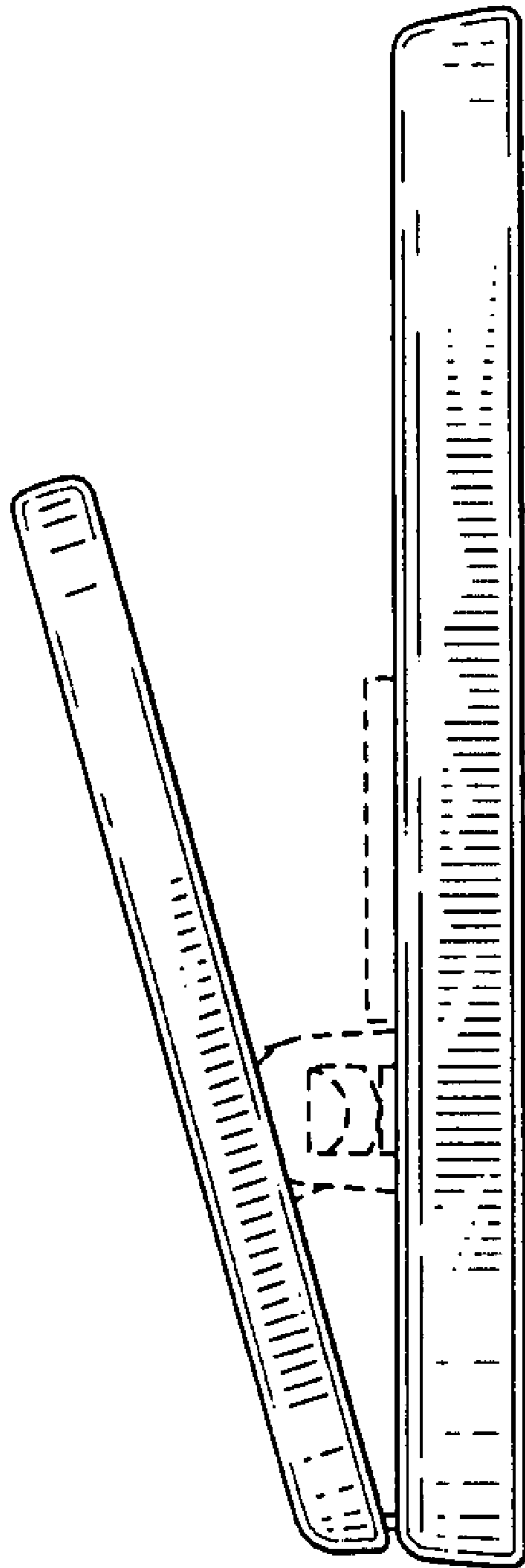


FIG. 6

UNITED STATES PATENT AND TRADEMARK OFFICE
CERTIFICATE OF CORRECTION

PATENT NO. : Des. 574,226 S
APPLICATION NO. : 29/286168
DATED : August 5, 2008
INVENTOR(S) : Stephen H. Wolff

Page 1 of 1

It is certified that error appears in the above-identified patent and that said Letters Patent is hereby corrected as shown below:

On the Title Pg, Item (76), please insert --H.-- after “Stephen” and before “Wolff”.

Under the DESCRIPTION in FIG. 1, insert --first embodiment-- after “perspective view of”.


Under the DESCRIPTION in Fig. 2, insert --plan-- after “front”.

Under the DESCRIPTION in Fig. 3, insert --plan-- after “back”.

Under the DESCRIPTION in Fig. 6, insert --plan-- after “side”.

Signed and Sealed this

Fifteenth Day of December, 2009



David J. Kappos
Director of the United States Patent and Trademark Office