



US00D574204S

(12) **United States Design Patent**
Carnevali

(10) **Patent No.:** **US D574,204 S**

(45) **Date of Patent:** **** Aug. 5, 2008**

(54) **CLAMP ANVIL**

(76) **Inventor:** **Jeffrey D. Carnevali**, 5957 Beach Dr.
SW., Seattle, WA (US) 98136

(**) **Term:** **14 Years**

(21) **Appl. No.:** **29/288,426**

(22) **Filed:** **Jun. 11, 2007**

Related U.S. Application Data

(62) Division of application No. 11/811,586, filed on Jun.
11, 2007.

(51) **LOC (8) Cl.** **08-05**

(52) **U.S. Cl.** **D8/46**

(58) **Field of Classification Search** D8/46;
29/283; 72/192, 477, 479

See application file for complete search history.

(56) **References Cited**

U.S. PATENT DOCUMENTS

D113,331 S * 2/1939 Pfauter D8/46

D113,760 S * 3/1939 Oppermann D8/46
D194,439 S * 1/1963 Sly D8/46
D362,450 S * 9/1995 Bajadali D15/123

* cited by examiner

Primary Examiner—Holly H. Baynham

Assistant Examiner—Sheryl Friedman

(74) *Attorney, Agent, or Firm*—Charles J. Rupnick, Attorney
at Law

(57) **CLAIM**

I claim the ornamental design for portions of a clamp anvil, as
shown and described.

DESCRIPTION

FIG. 1 is a perspective view showing our new design;

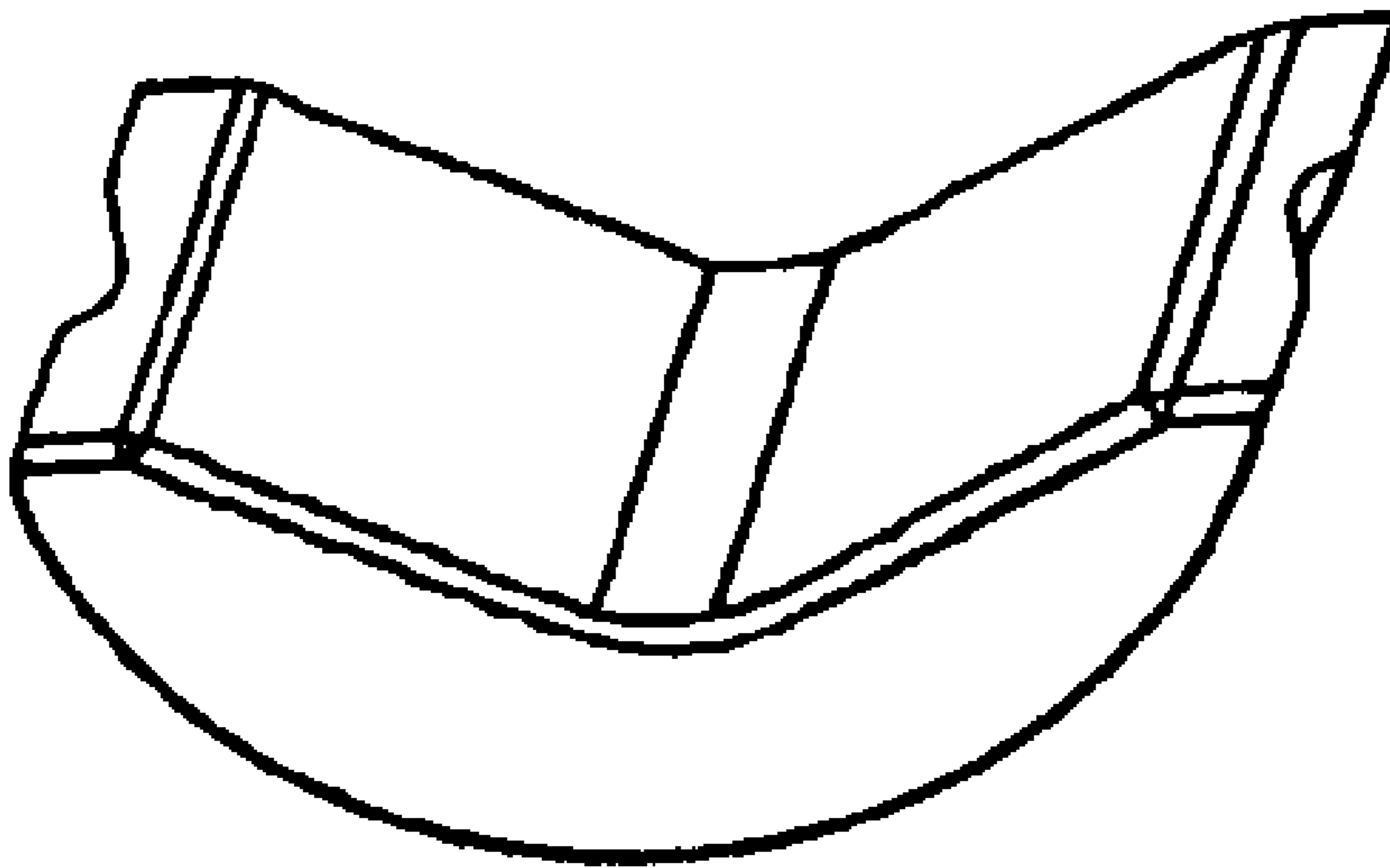
FIG. 2 is a top elevation view showing our new design;

FIG. 3 is a front elevation view showing our new design;

FIG. 4 is right side elevation view showing our new design;
and,

FIG. 5 is a bottom elevation view showing our new design.

1 Claim, 1 Drawing Sheet



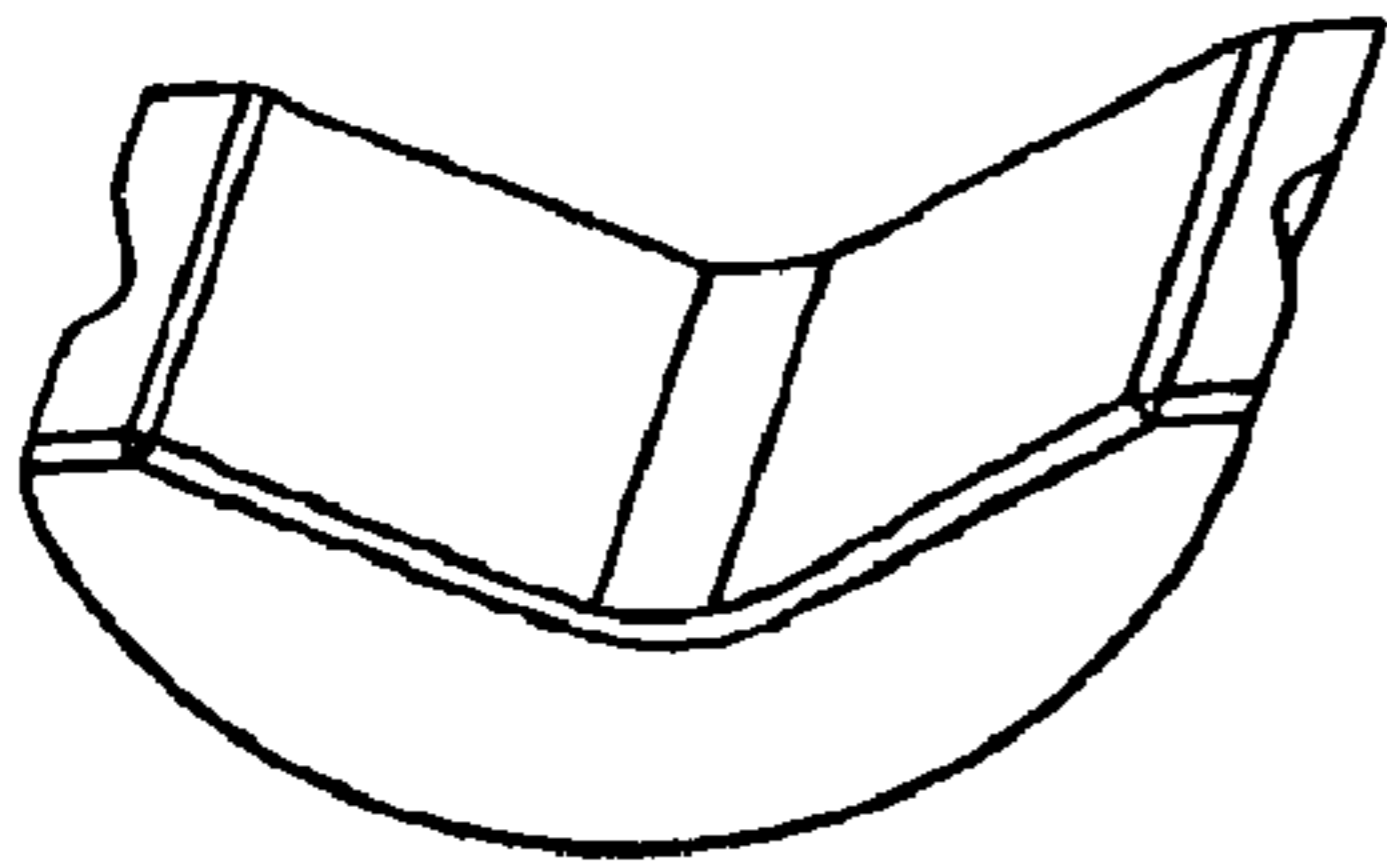


Fig. 1

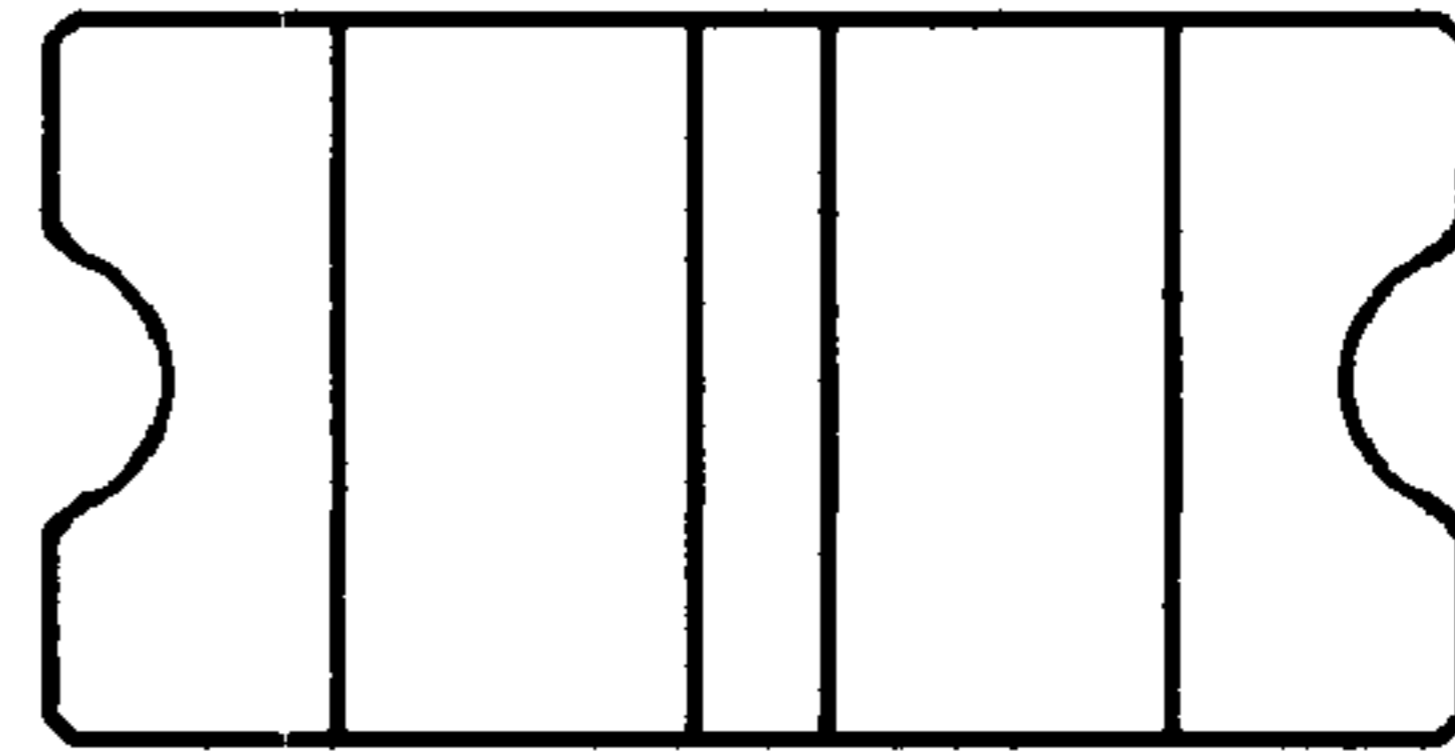


Fig. 2

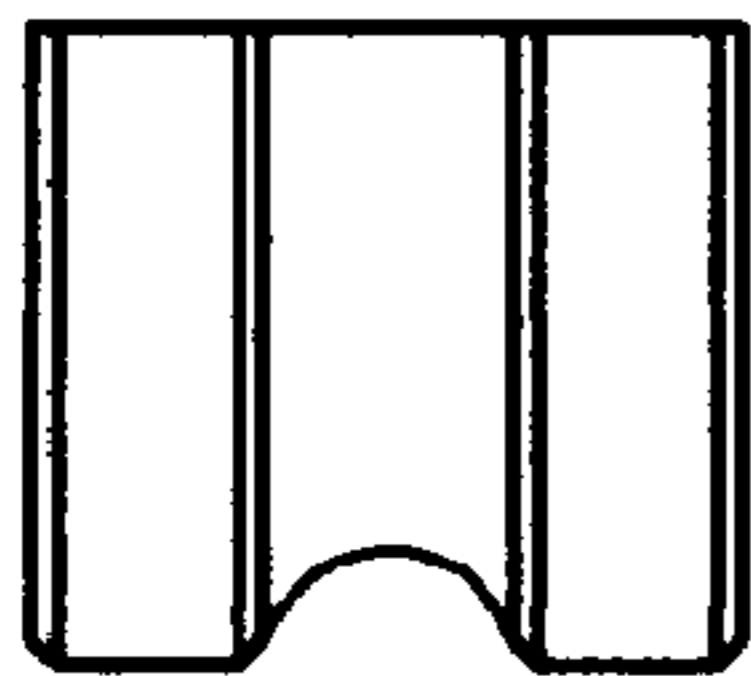


Fig. 4



Fig. 3




Fig. 5