



US00D574165S

(12) **United States Design Patent**  
**Kornowski**

(10) **Patent No.:** **US D574,165 S**

(45) **Date of Patent:** **\*\* Aug. 5, 2008**

(54) **JEWELRY HOLDER AND DISPLAY**

(76) Inventor: **Georgica Kornowski**, 627 Sandpebble  
Dr., Schaumburg, IL (US) 60193

(\*\*) Term: **14 Years**

(21) Appl. No.: **29/284,399**

(22) Filed: **Sep. 7, 2007**

(51) **LOC (8) Cl.** ..... **06-04**

(52) **U.S. Cl.** ..... **D6/457**

(58) **Field of Classification Search** ..... D6/396,  
D6/409-415, 455, 458, 460-462, 464, 474-479;  
D20/41; D3/207, 903; 108/29-30; 312/265.1;  
248/176.1; 206/566; 223/120; 211/13.1,  
211/85.2, 133.1, 182, 205

See application file for complete search history.

(56) **References Cited**

U.S. PATENT DOCUMENTS

D176,818 S *	1/1956	Robinson	.....	D6/460
4,121,720 A	10/1978	Hayes		
4,390,099 A	6/1983	Trautlein et al.		
4,850,658 A	7/1989	Sandor		
5,054,624 A	10/1991	Camp		
D322,368 S *	12/1991	Blum	.....	D6/460
5,176,263 A	1/1993	Caruso		
D334,855 S *	4/1993	Harrington et al.	.....	D6/458
D361,443 S *	8/1995	Bohland	.....	D6/405
5,449,073 A	9/1995	DeBeverly		
D389,339 S *	1/1998	Garafano, Jr.	.....	D6/459
D396,363 S *	7/1998	Skrum	.....	D6/469
D398,789 S	9/1998	Warshawsky		
D429,920 S *	8/2000	Malapane	.....	D6/457
6,206,208 B1	3/2001	Dennig		
6,241,105 B1	6/2001	Pomper		

D465,945 S *	11/2002	Smith	.....	D6/457
D466,334 S *	12/2002	Ma et al.	.....	D6/457
D468,131 S	1/2003	Weichert		
D474,352 S *	5/2003	Shepard	.....	D6/453
D483,203 S	12/2003	Dennig		
D534,012 S *	12/2006	Lee, Sr.	.....	D6/457
D536,694 S *	3/2008	Mitchell	.....	D6/467

\* cited by examiner

*Primary Examiner*—Caron D. Veynar

*Assistant Examiner*—Abraham Bahta

(74) *Attorney, Agent, or Firm*—Welsh & Katz, Ltd.

(57) **CLAIM**

The ornamental design for a jewelry holder and display, as shown and described.

**DESCRIPTION**

FIG. 1 is a perspective view of a jewelry holder and display in accordance with my new design;

FIG. 2 is a perspective view of a of a jewelry holder and display in accordance with my new design but with the top cover removed for clarity;

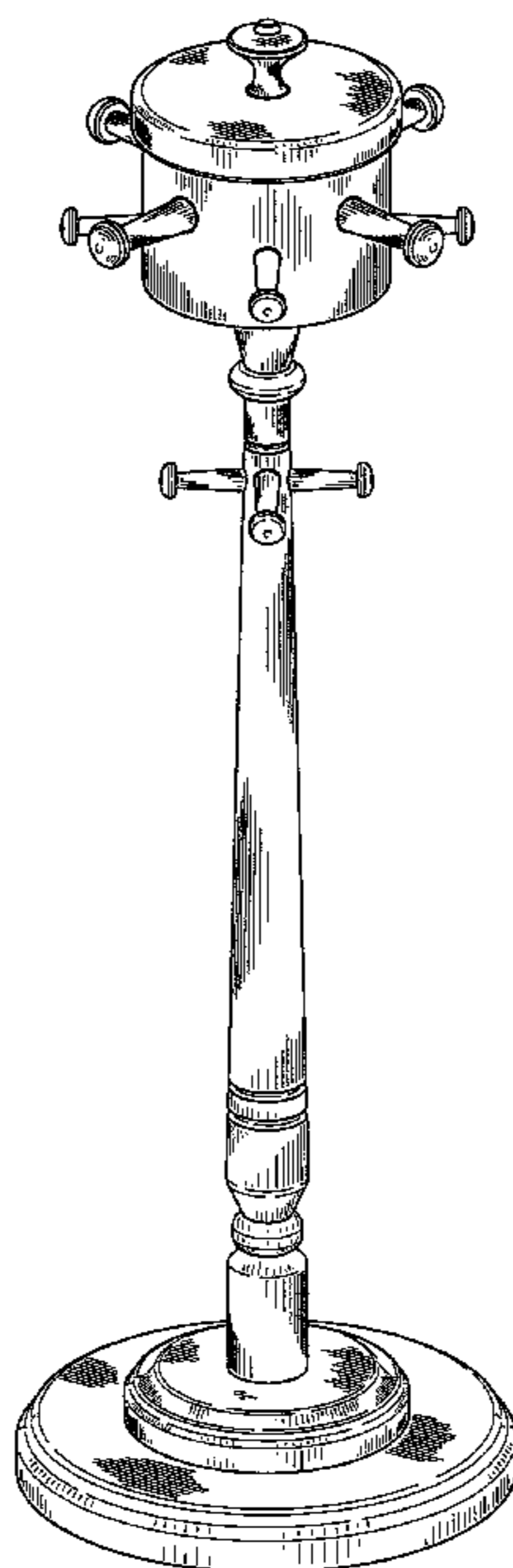
FIG. 3 is a front elevational view of the jewelry holder and display FIG. 1, the side and rear views being identical to the front view;

FIG. 4 is a top plan view of FIG. 3 but with the top cover removed; and,

FIG. 5 is a bottom edge view thereof.

The ring support cushion and the jewelry shown in broken lines in FIG. 2 is for illustrative purposes only and form no part of the claimed design.

**1 Claim, 4 Drawing Sheets**



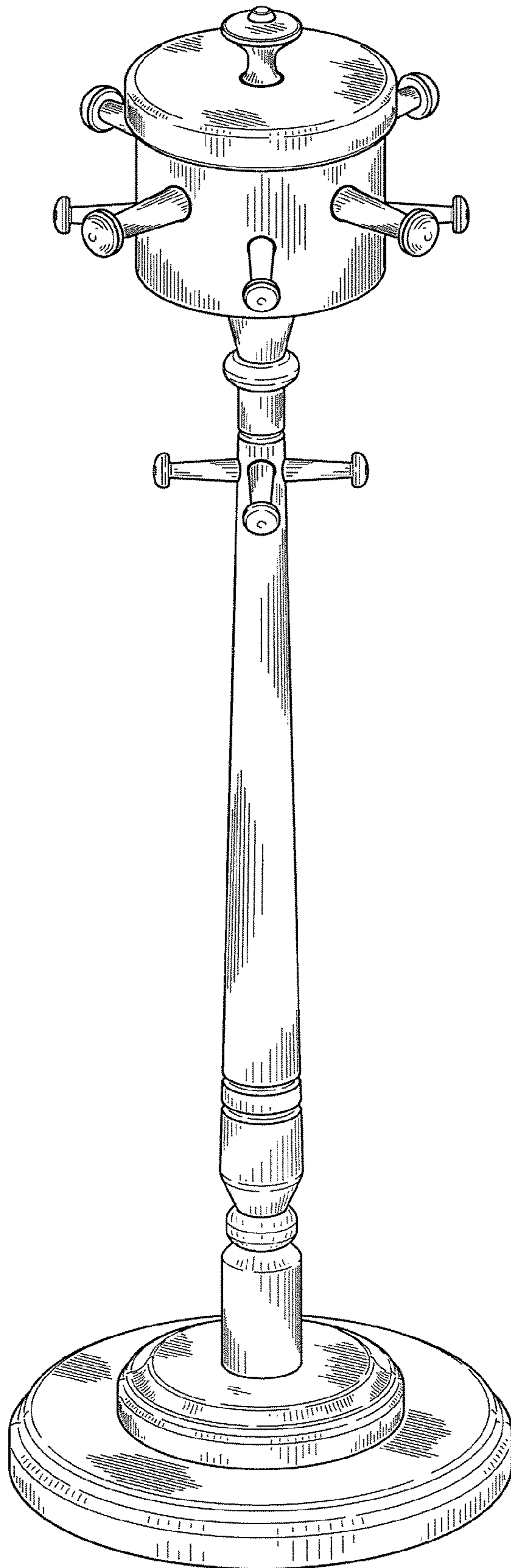


FIG. 1

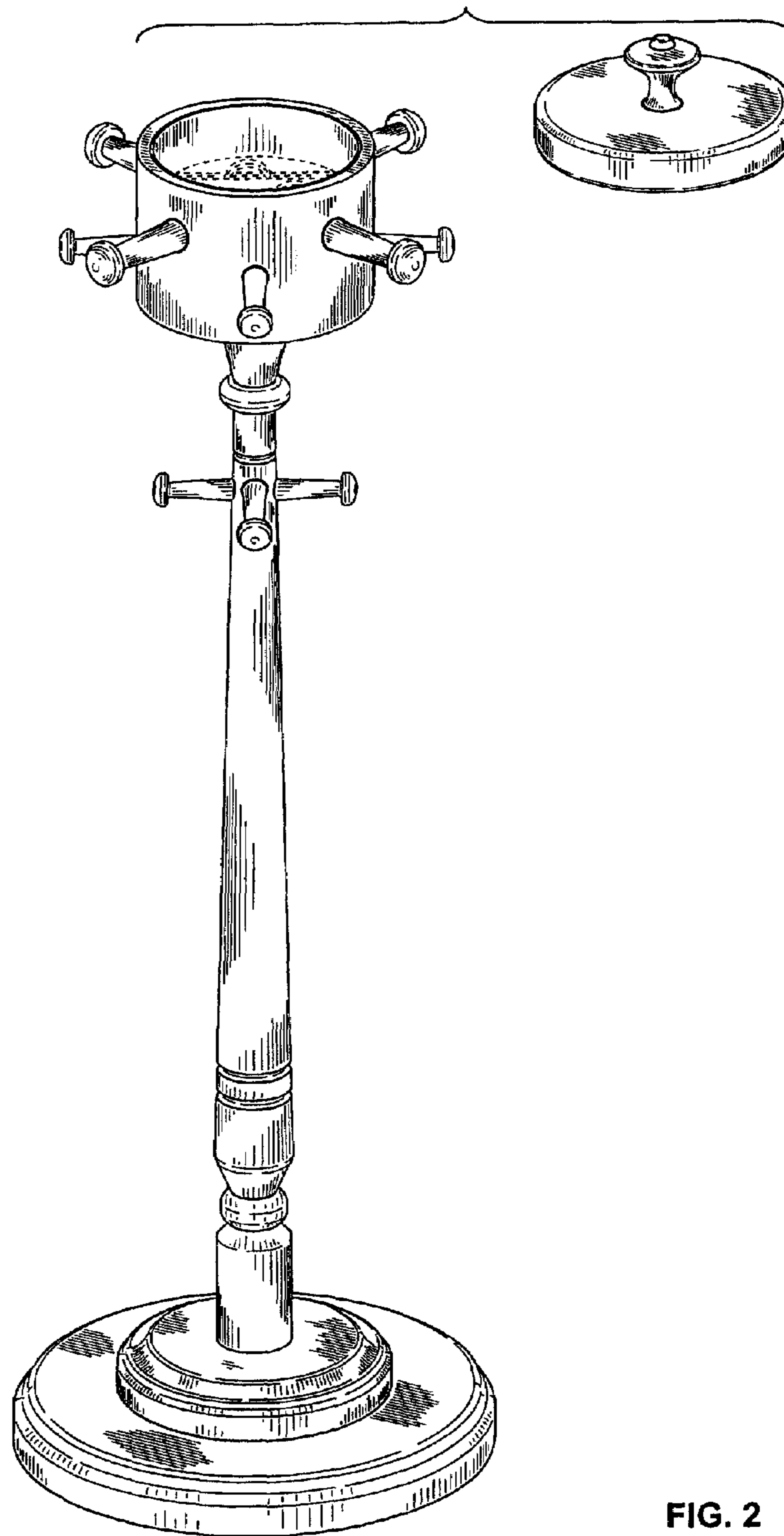


FIG. 2

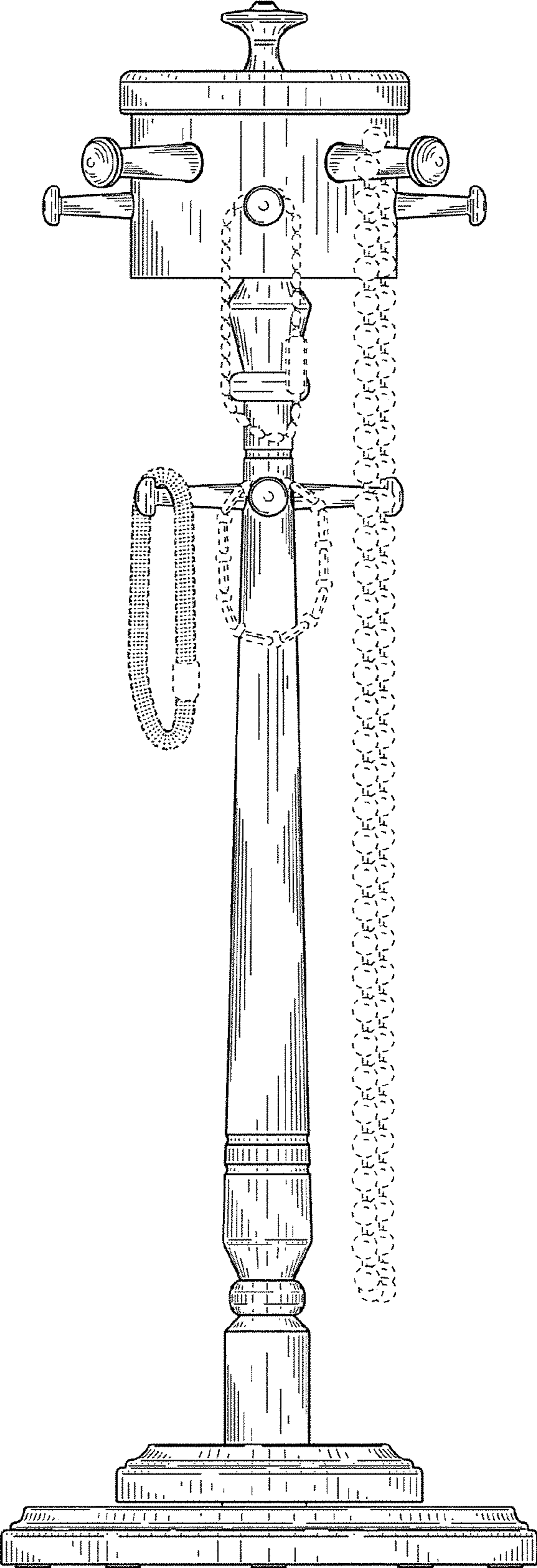


FIG. 3




FIG. 4

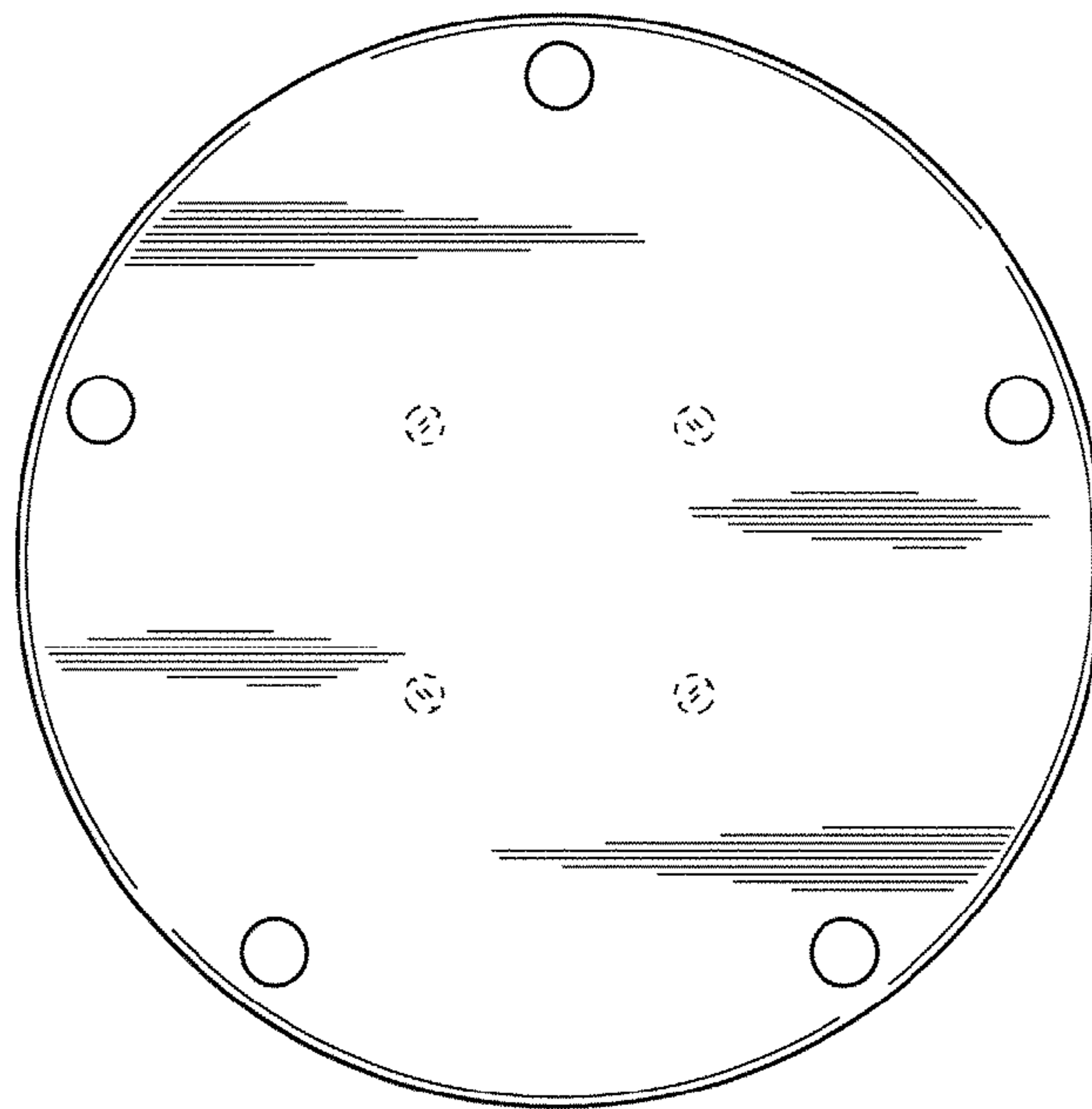


FIG. 5