



US00D574160S

(12) **United States Design Patent**
Therrio et al.

(10) **Patent No.:** **US D574,160 S**
(45) **Date of Patent:** **** Aug. 5, 2008**

(54) **SANDAL HOLDER**

D560,372 S * 1/2008 Lee D6/315

(75) Inventors: **Ron Therrio**, Silverado, CA (US);
Tammy Checkwood, Huntington Beach,
CA (US); **Wade Motawi**, Ladera Ranch,
CA (US)

* cited by examiner

Primary Examiner—Stella M. Reid
Assistant Examiner—Shanda Hill
(74) *Attorney, Agent, or Firm*—Marc E Hankin; Hankin
Patent Law, APC

(73) Assignee: **Pierre Senizergues**, Newport Beach, CA
(US)

(57) **CLAIM**

(**) Term: **14 Years**

The ornamental design for a sandal holder, as shown and
described.

(21) Appl. No.: **29/247,407**

(22) Filed: **Jun. 15, 2006**

DESCRIPTION

(51) **LOC (8) Cl.** **06-06**

FIG. 1 is a side view of a sandal holder showing our new
design;

(52) **U.S. Cl.** **D6/315**

FIG. 2 is a side view thereof, shown with cross sectional
dissections for ease of illustration;

(58) **Field of Classification Search** D6/315,
D6/317, 318, 319, 323, 326, 328; D8/372;
211/1, 13.1, 85.3; 223/85–98; 248/317,
248/339

FIG. 3 is a cross sectional view taken along line 3—3 of FIG.
2;

See application file for complete search history.

FIG. 4 is a cross sectional view taken along line 4—4 of FIG.
2;

(56) **References Cited**

U.S. PATENT DOCUMENTS

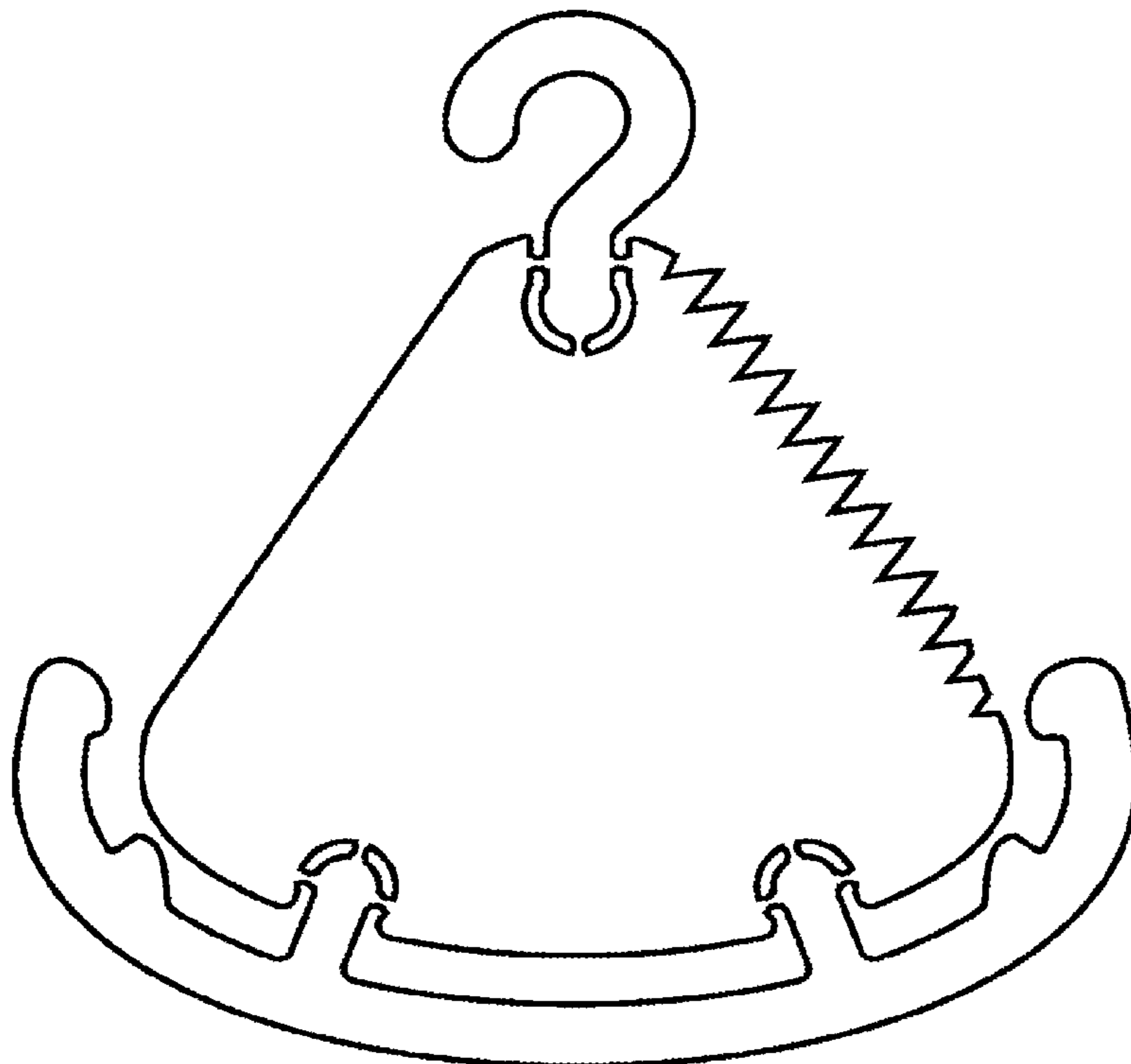
D247,084 S *	1/1978	De Mascole et al.	D6/315
D279,627 S *	7/1985	Morin	D6/319
D298,185 S *	10/1988	Mackie et al.	D6/326
5,950,884 A *	9/1999	Payne	223/85
D541,056 S *	4/2007	Magwood	D6/315

FIG. 5 is a cross sectional view taken along line 5—5 of FIG.
2; and,

FIG. 6 is a cross sectional view taken along line 6—6 of FIG.
2.

All sides not shown form no part of the claimed design.

1 Claim, 6 Drawing Sheets



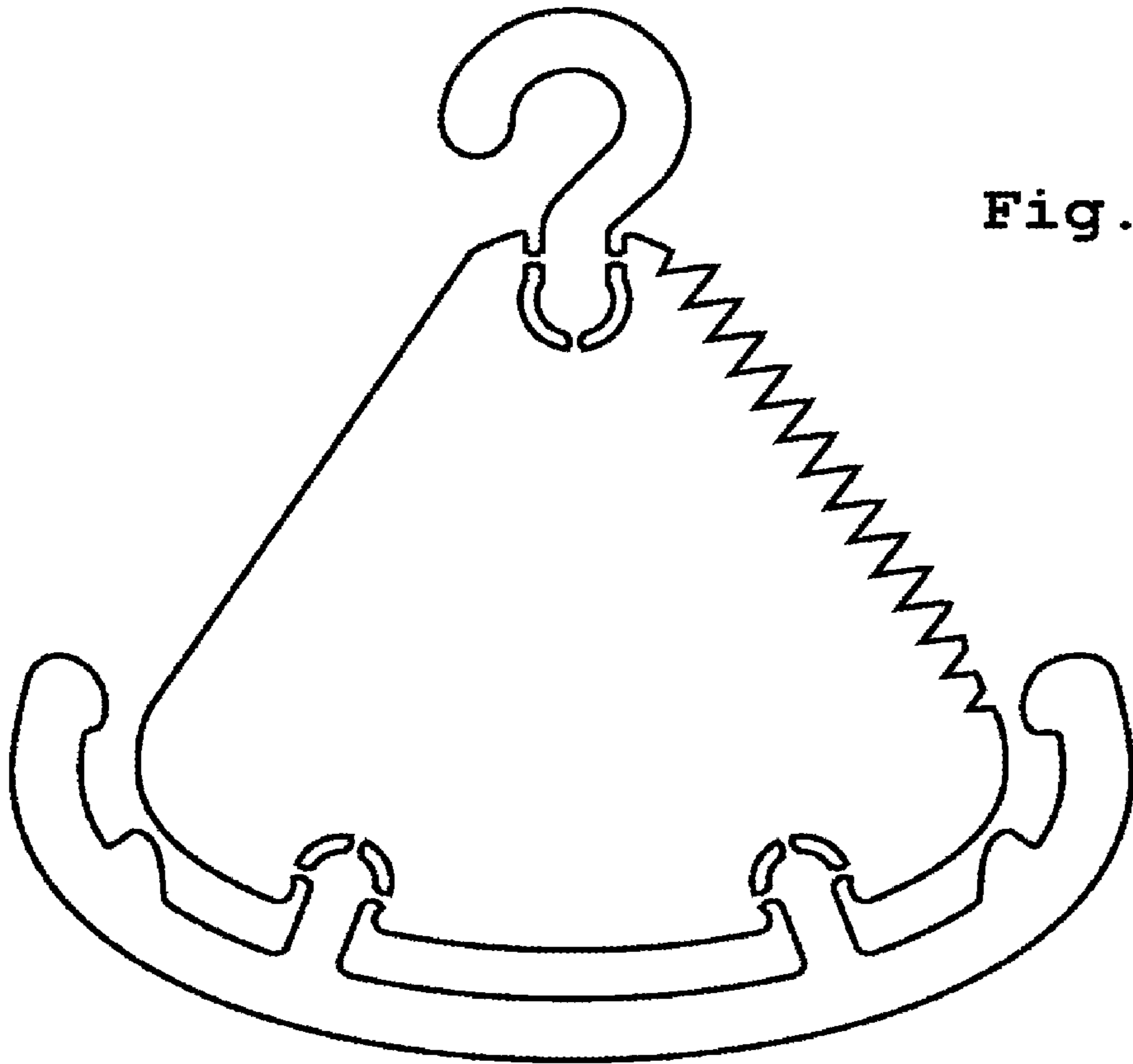


Fig. 1

Fig. 2

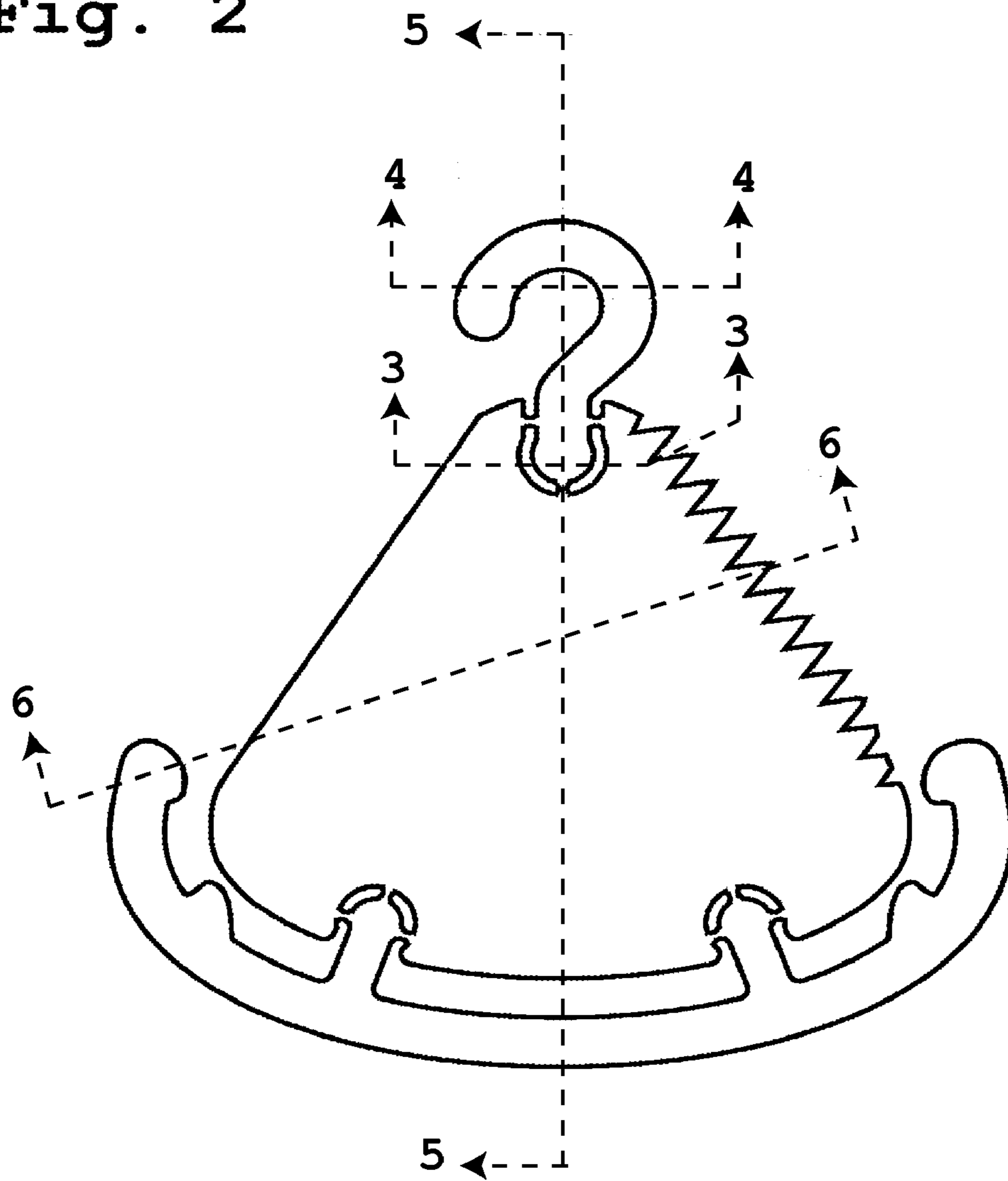




Fig. 3



Fig. 4

5



5

Fig. 5

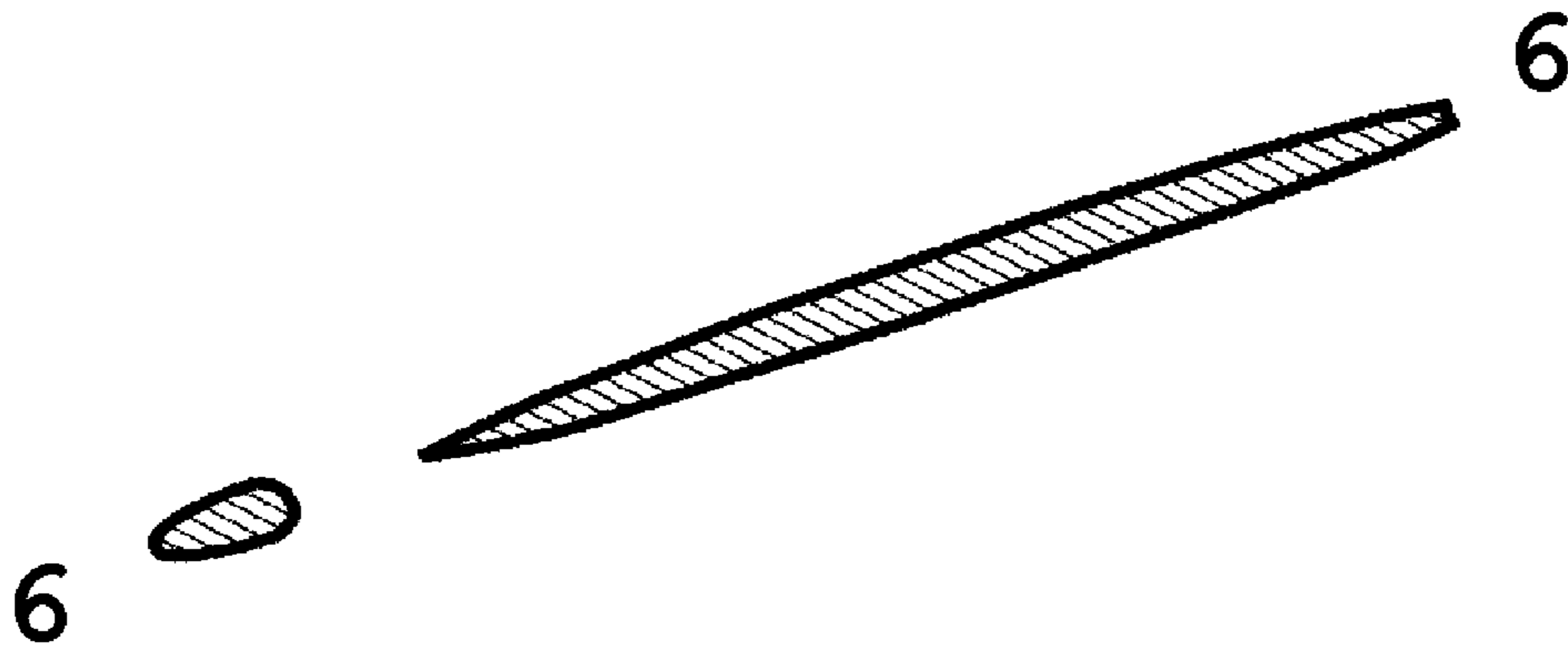


Fig. 6