



US00D574142S

(12) **United States Design Patent**
Kupferman

(10) **Patent No.:** **US D574,142 S**

(45) **Date of Patent:** **** Aug. 5, 2008**

(54) **UMBRELLA CANOPY**

(74) *Attorney, Agent, or Firm*—Fay Kaplun & Marcin, LLP

(76) Inventor: **Glenn Kupferman**, 9754 Via Verga St.,
Lake Worth, FL (US) 33467

(57) **CLAIM**

The ornamental design for an umbrella canopy, as shown and described.

(**) Term: **14 Years**

(21) Appl. No.: **29/273,773**

DESCRIPTION

(22) Filed: **Mar. 12, 2007**

FIG. 1 is a top view of an ornamental design of an embodiment of an umbrella canopy comprising a first group of three contiguous double canopy panels, a first single canopy panel, a second group of three contiguous double canopy panels, and a second single canopy panel showing my new design;

(51) **LOC (8) Cl.** **03-03**

(52) **U.S. Cl.** **D3/10**

(58) **Field of Classification Search** D3/5,
D3/6, 10; 135/15.1, 20.1, 20.2, 33.2, 33.4,
135/33.41, 33.7, 98, 99, 15, 16

FIG. 2 is a bottom view thereof;

See application file for complete search history.

FIG. 3 is a top view of an ornamental design of an embodiment of an umbrella canopy comprising a first group of two contiguous double canopy panels, a first group of two contiguous single canopy panels, a second group of two contiguous double canopy panels, and a second group of two contiguous single canopy panels showing my new design;

(56) **References Cited**

U.S. PATENT DOCUMENTS

D162,617	S	*	3/1951	Benivegna	D3/5
3,456,661	A	*	7/1969	Farley	135/33.7
5,172,711	A	*	12/1992	Mueller et al.	135/16
5,226,438	A	*	7/1993	Dubinsky	135/33.4
D408,125	S	*	4/1999	Kupferman	D3/5
5,890,506	A	*	4/1999	Kupferman	135/33.2
D439,400	S	*	3/2001	Gobel	D3/5
D449,436	S	*	10/2001	Baurley et al.	D3/5
D509,954	S	*	9/2005	Waltz	D3/5
D521,229	S	*	5/2006	Mariano	D3/5
2006/0289045	A1	*	12/2006	Amador	135/16

FIG. 4 is a bottom view thereof;

FIG. 5 is a top view of an ornamental design of an embodiment of an umbrella canopy comprising a first double canopy panel, a first group of three contiguous single canopy panels, a second double canopy panel, and a second group of three contiguous single canopy panels showing my new design; and,

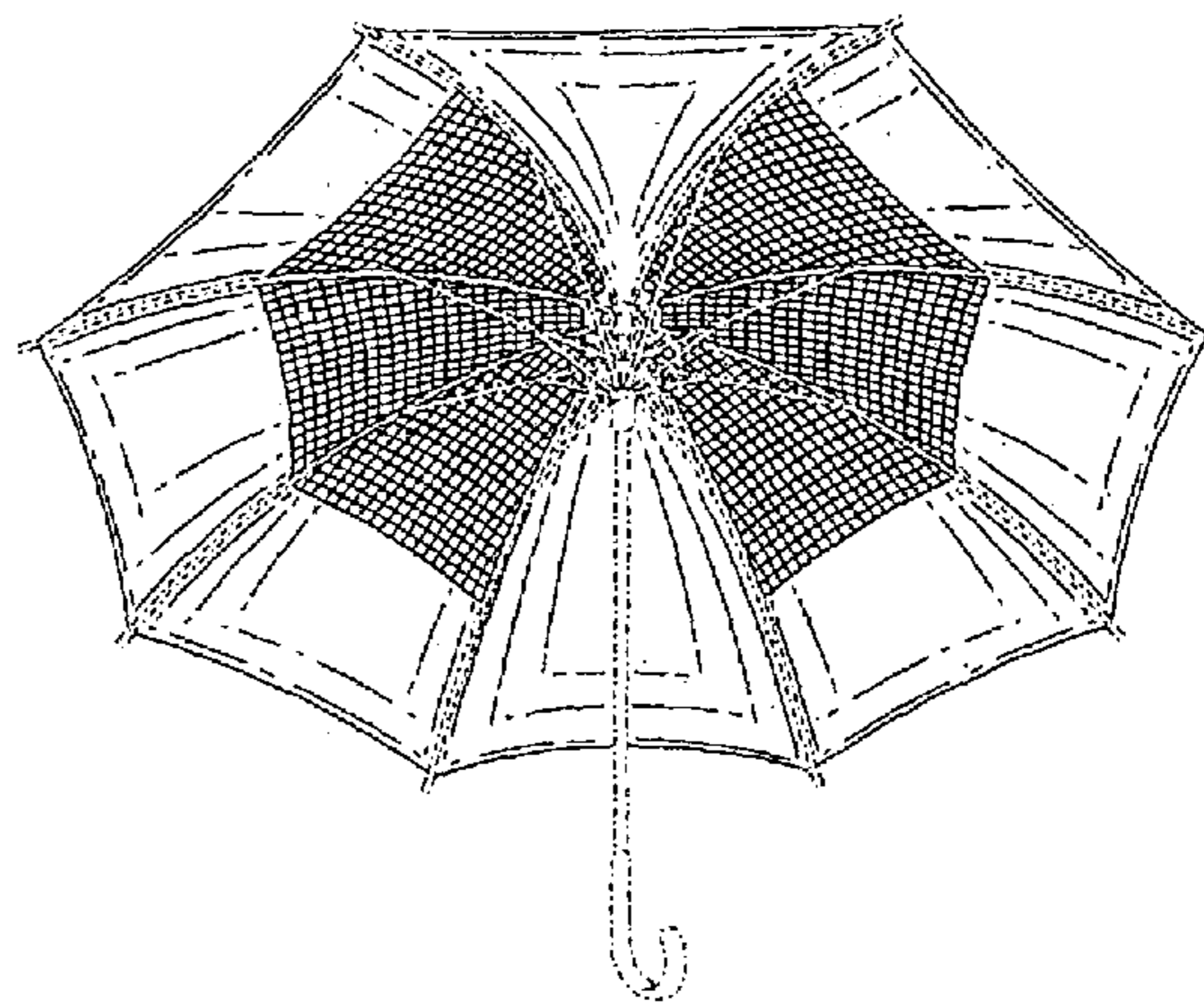

* cited by examiner

FIG. 6 is a bottom view thereof.

The broken lines shown in FIGS. 1–6 are included for illustrative purposes only and form no part of the claimed design.

Primary Examiner—Louis S Zarfaz
Assistant Examiner—Anhdao Doan

1 Claim, 3 Drawing Sheets






FIG. 1

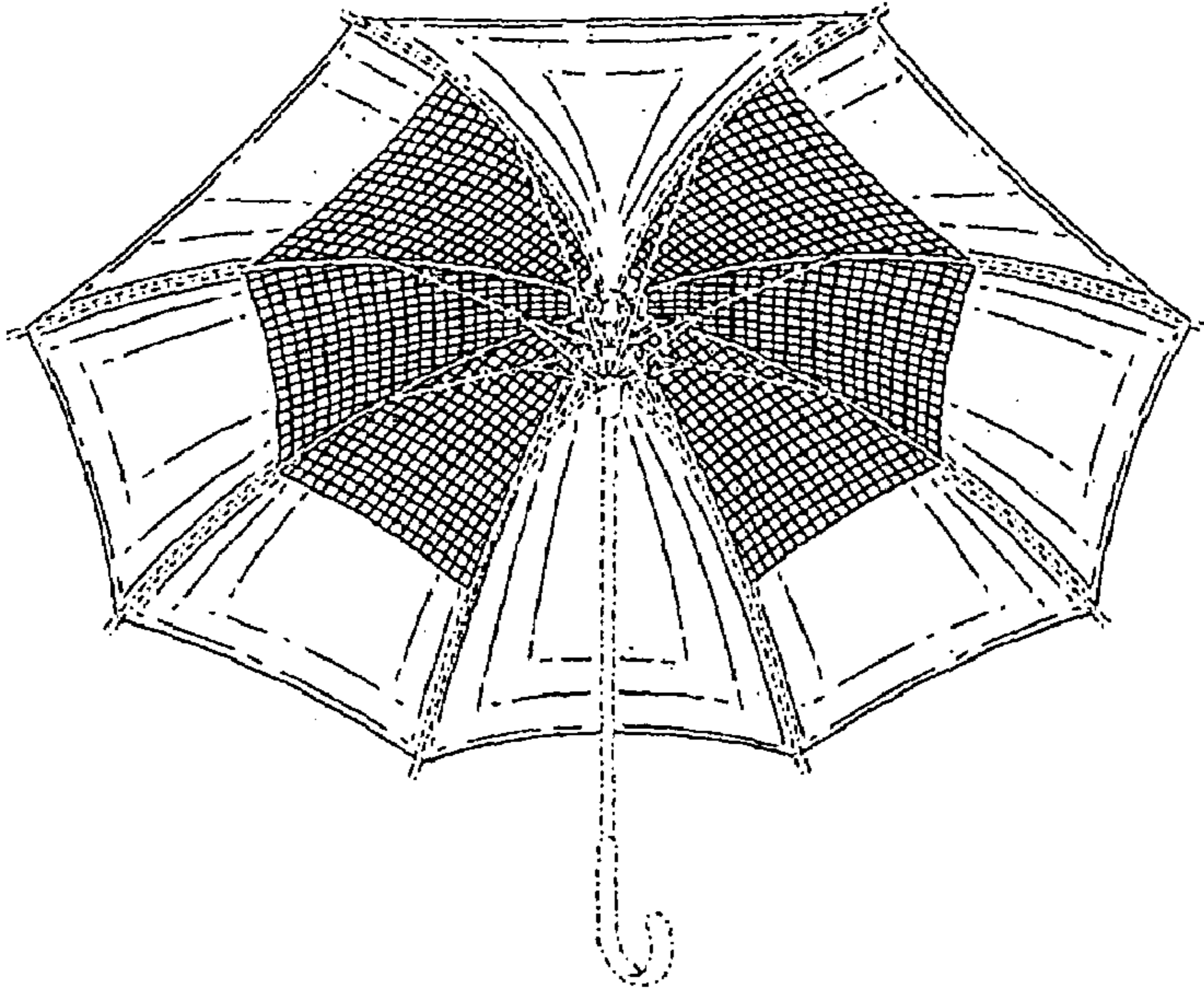


FIG. 2




FIG. 3

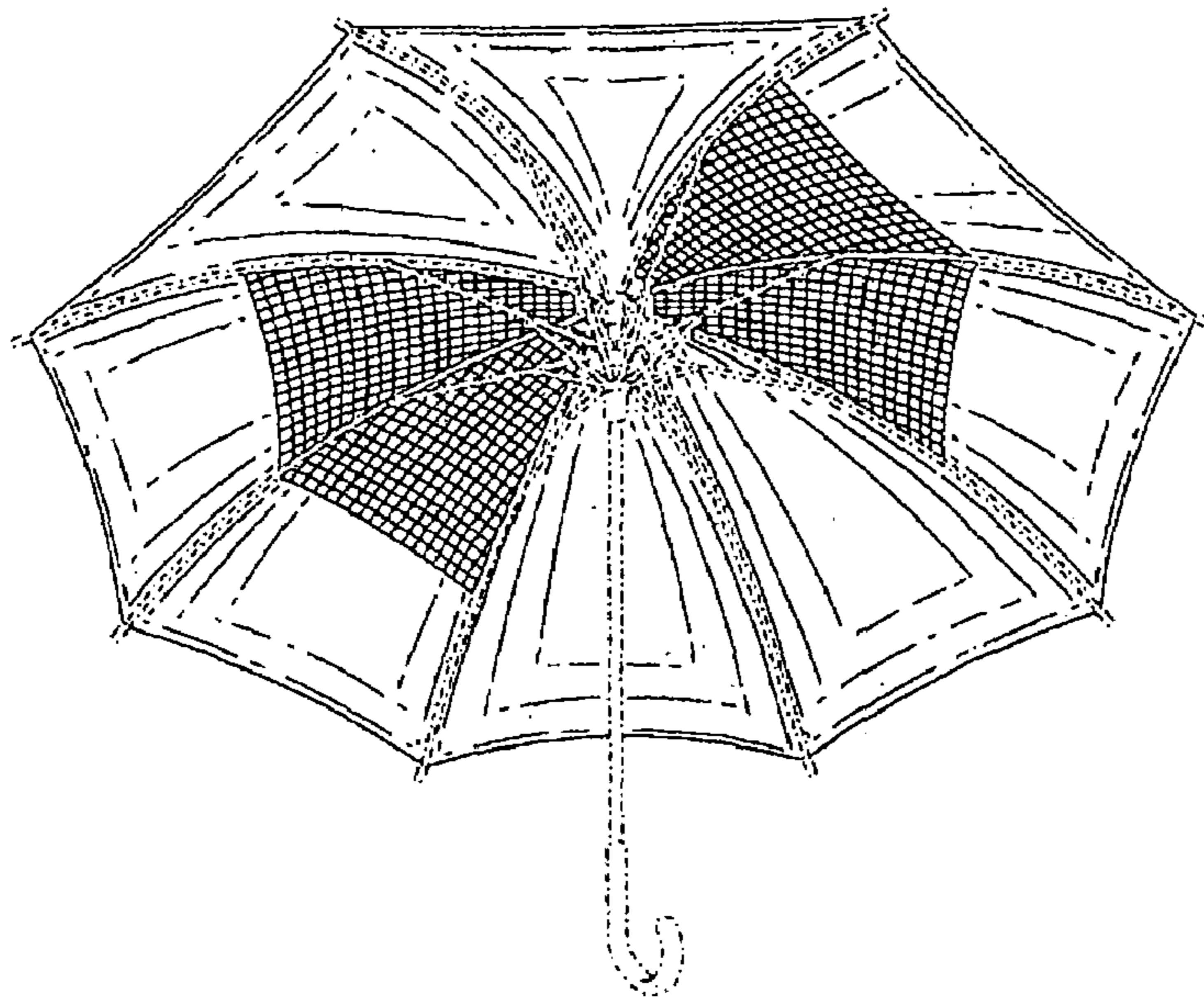


FIG. 4




FIG. 5




FIG. 6