



US00D574141S

(12) **United States Design Patent**
Kaufman

(10) **Patent No.:** **US D574,141 S**

(45) **Date of Patent:** **** Aug. 5, 2008**

(54) **PORTION OF THE SIDE OF A SHOE SOLE**
(75) Inventor: **Paul Kaufman**, Santa Monica, CA (US)
(73) Assignee: **Dynasty Footwear, Ltd.**, El Segundo, CA (US)

(**) Term: **14 Years**

(21) Appl. No.: **29/247,381**

(22) Filed: **Jun. 14, 2006**

(51) **LOC (8) Cl.** **02-99**

(52) **U.S. Cl.** **D2/977; D2/946**

(58) **Field of Classification Search** D2/902,
D2/906-908, 946, 947, 972, 977

See application file for complete search history.

(56) **References Cited**

U.S. PATENT DOCUMENTS

| | | | | |
|--------------|---------|---------------|-------|--------|
| D398,743 S * | 9/1998 | Rask | | D2/947 |
| D412,236 S * | 7/1999 | von Conta | | D2/946 |
| D466,278 S * | 12/2002 | Smith, III | | D2/977 |
| D520,732 S * | 5/2006 | Mitani et al. | | D2/977 |
| D547,939 S * | 8/2007 | Link | | D2/977 |

* cited by examiner

Primary Examiner—Dominic Simone
(74) *Attorney, Agent, or Firm*—Joseph G. Swan

(57) **CLAIM**

The ornamental design for a portion of the side of a shoe sole, as shown and described.



DESCRIPTION

FIG. 1 is a right side elevational view of a portion of the side of a shoe sole according to the present invention, with the left side elevational view being a mirror image of the right side elevational view, according to a first representative embodiment; and,

FIG. 2 is a right side elevational view of a portion of the side of a shoe sole according to the present invention, with the left side elevational view being a mirror image of the right side elevational view, according to a second representative embodiment.

The portions shown in broken lines are for solely for the purpose of illustrating context and form no part of the claimed design.

1 Claim, 2 Drawing Sheets



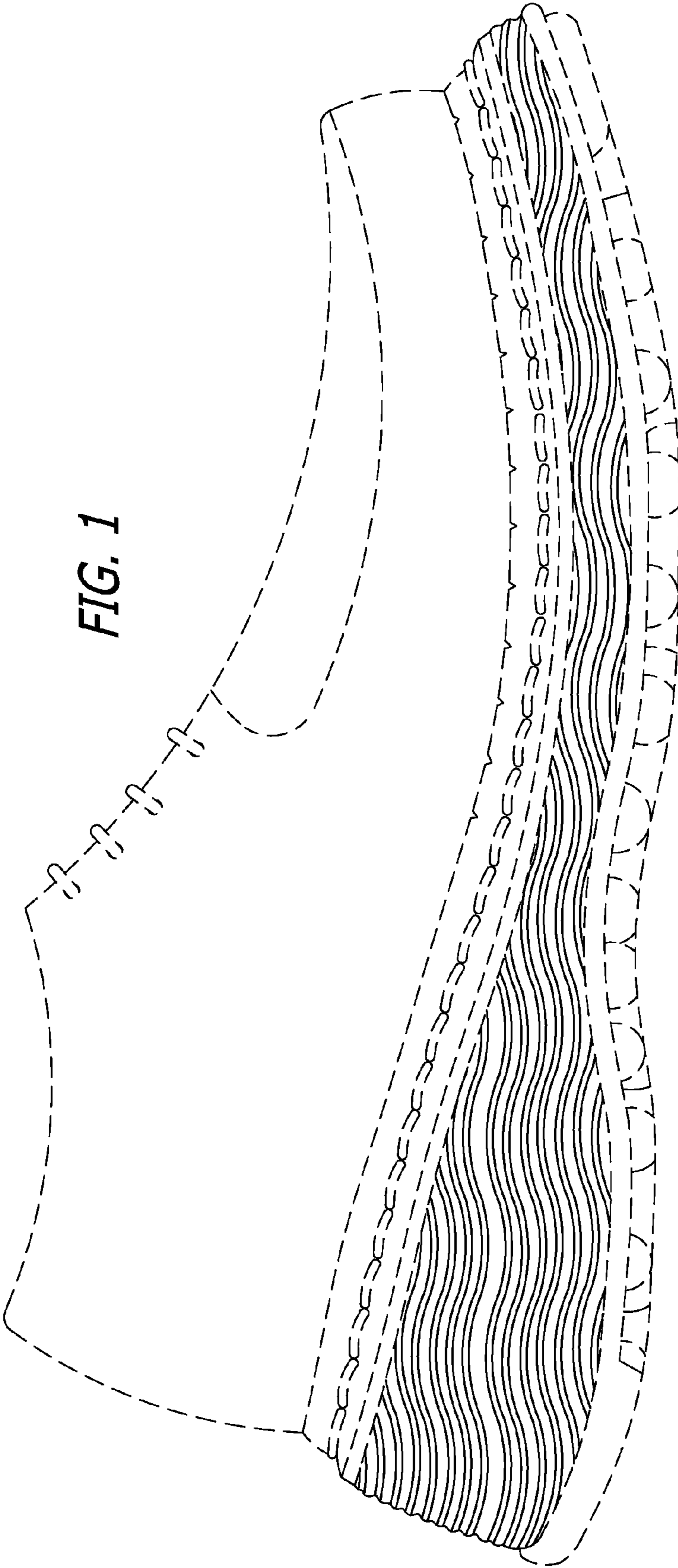


FIG. 1

FIG. 2

