



US00D574135S

(12) **United States Design Patent**  
**Weisbly**

(10) **Patent No.:** **US D574,135 S**

(45) **Date of Patent:** **\*\* Aug. 5, 2008**

(54) **SHOE UPPER**

(76) **Inventor:** **Jack Weisbly**, 14139 216th Way NE.,  
Woodinville, WA (US) 98077

(\*\*) **Term:** **14 Years**

(21) **Appl. No.:** **29/248,224**

(22) **Filed:** **Aug. 3, 2006**

(51) **LOC (8) Cl.** ..... **02-99**

(52) **U.S. Cl.** ..... **D2/969**

(58) **Field of Classification Search** ..... D2/902,  
D2/906-908, 944, 969, 972-974, 923; 36/45,  
36/50.1, 77 M, 77 R, 83, 88, 113, 114  
See application file for complete search history.

(56) **References Cited**

**U.S. PATENT DOCUMENTS**

D352,383 S	11/1994	Verin	
D424,291 S	5/2000	Matis	
D424,795 S *	5/2000	Matis	..... D2/969
D425,290 S *	5/2000	Matis	..... D2/969
D425,692 S *	5/2000	Matis	..... D2/969
D428,238 S	7/2000	Price	
D428,691 S *	8/2000	Matis	..... D2/969
D428,692 S	8/2000	Haas-Chronis	
D431,349 S *	10/2000	Matis et al.	..... D2/969
D435,959 S	1/2001	Akhidime	
D437,474 S *	2/2001	Agnew et al.	..... D2/908
D438,637 S	3/2001	Huard	
D446,385 S *	8/2001	MacLeod	..... D2/969
D447,328 S *	9/2001	Duclos	..... D2/969
D448,148 S *	9/2001	Matis et al.	..... D2/969
D448,149 S	9/2001	Matis et al.	
D458,442 S *	6/2002	Matis	..... D2/969

D463,903 S *	10/2002	Rogers	..... D2/969
D481,856 S *	11/2003	Belley et al.	..... D2/969
D482,188 S	11/2003	Belley et al.	
D486,630 S	2/2004	Robbins	
D487,621 S *	3/2004	Robbins	..... D2/969
D500,194 S *	12/2004	Matis	..... D2/969
D500,195 S *	12/2004	Matis	..... D2/969
D500,404 S *	1/2005	Robbins	..... D2/969
D504,011 S	4/2005	Robbins et al.	
D513,360 S *	1/2006	Robbins et al.	..... D2/969
D517,303 S *	3/2006	Laberge	..... D2/969
D538,025 S *	3/2007	Belley et al.	..... D2/969
D540,019 S *	4/2007	Belley et al.	..... D2/969
D541,028 S *	4/2007	Belley et al.	..... D2/969

\* cited by examiner

*Primary Examiner*—Dominic Simone

(74) *Attorney, Agent, or Firm*—Black Lowe & Graham

(57) **CLAIM**

I claim the ornamental design for a shoe upper, as shown and described.

**DESCRIPTION**

FIG. 1 is a top perspective view of a shoe upper, showing my new design;

FIG. 2 is a top view of the shoe upper;

FIG. 3 is a bottom view of the shoe upper;

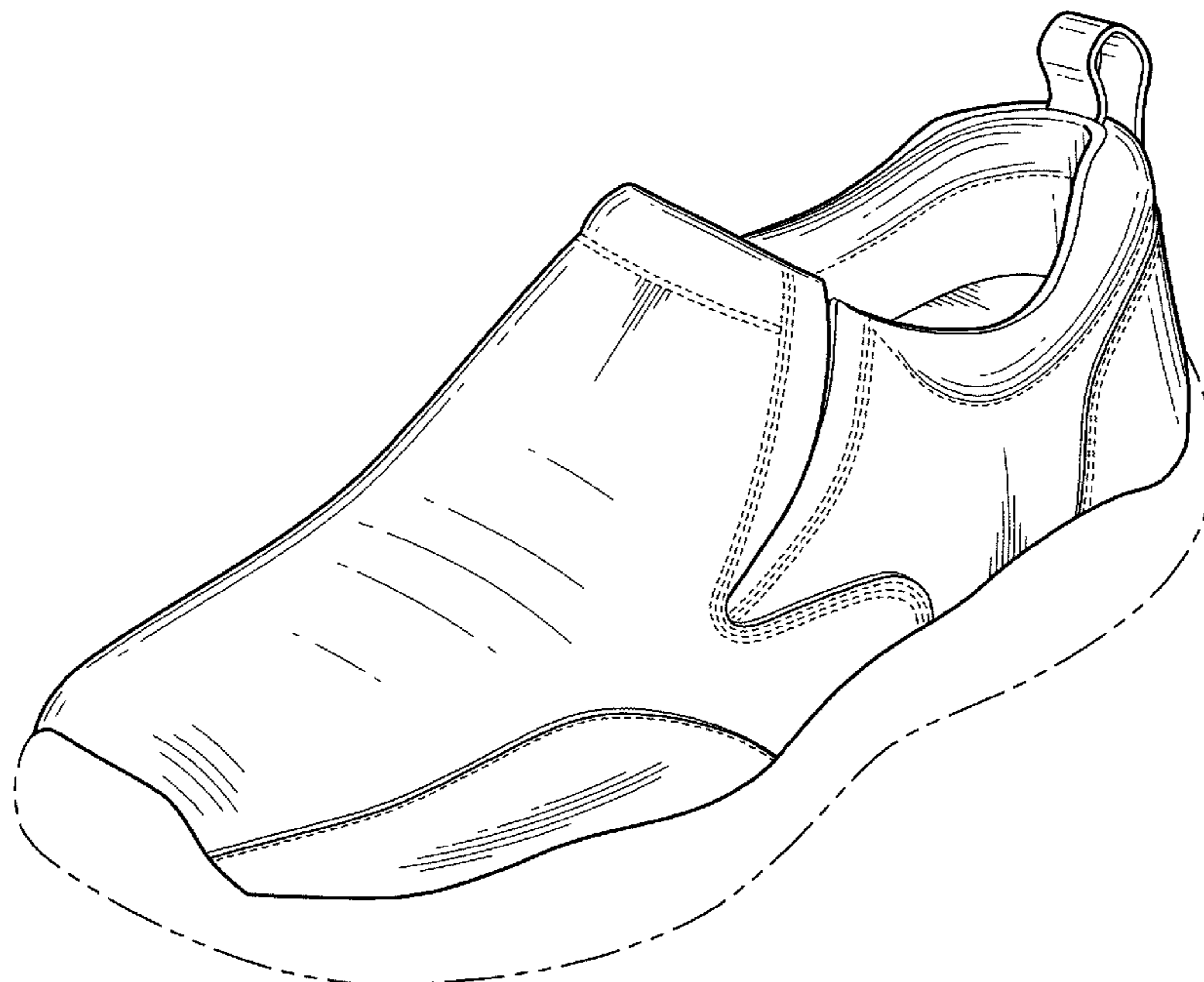
FIG. 4 is a left side view of the shoe upper;

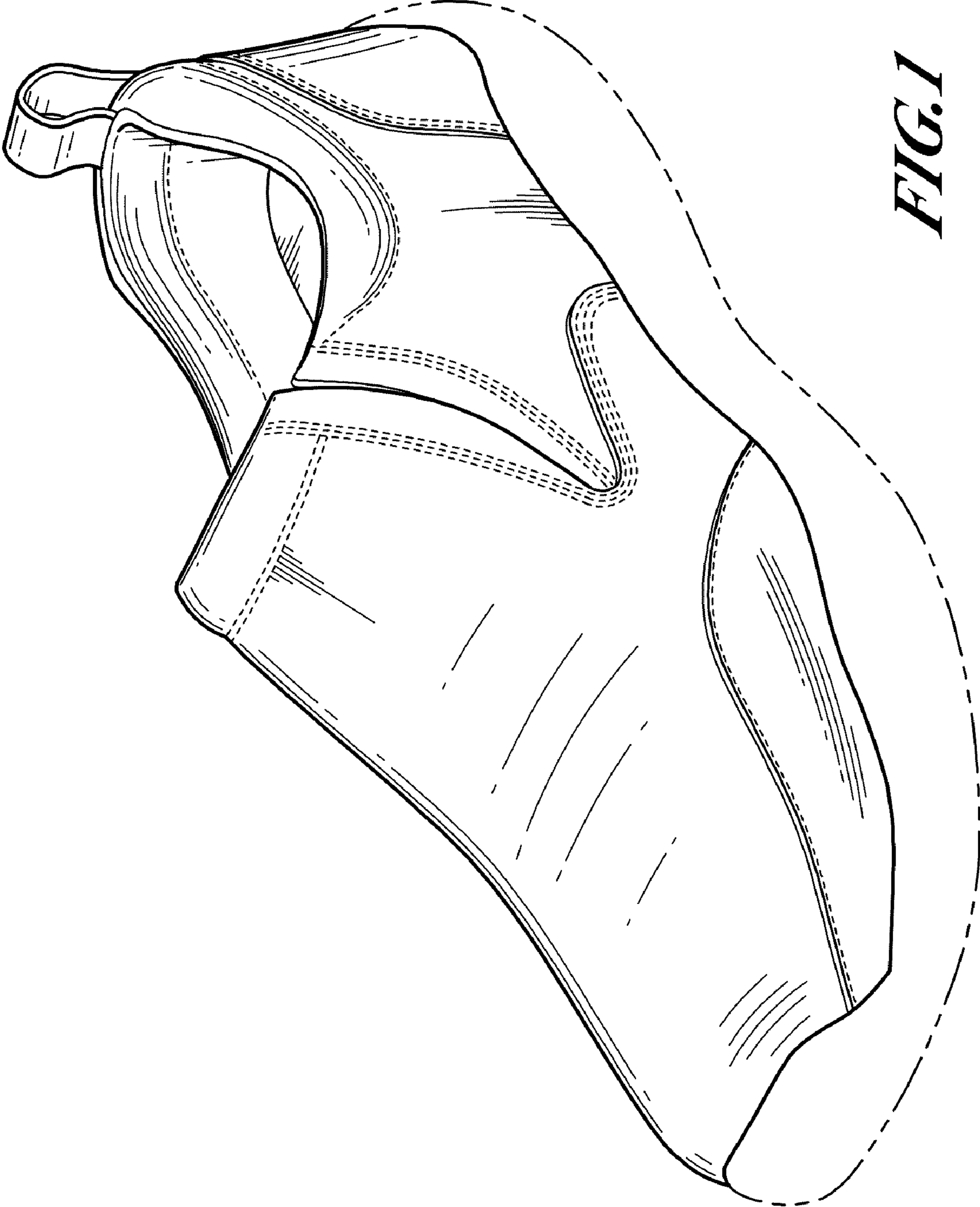
FIG. 5 is a right side view of the shoe upper;

FIG. 6 is a front view of the shoe upper; and,

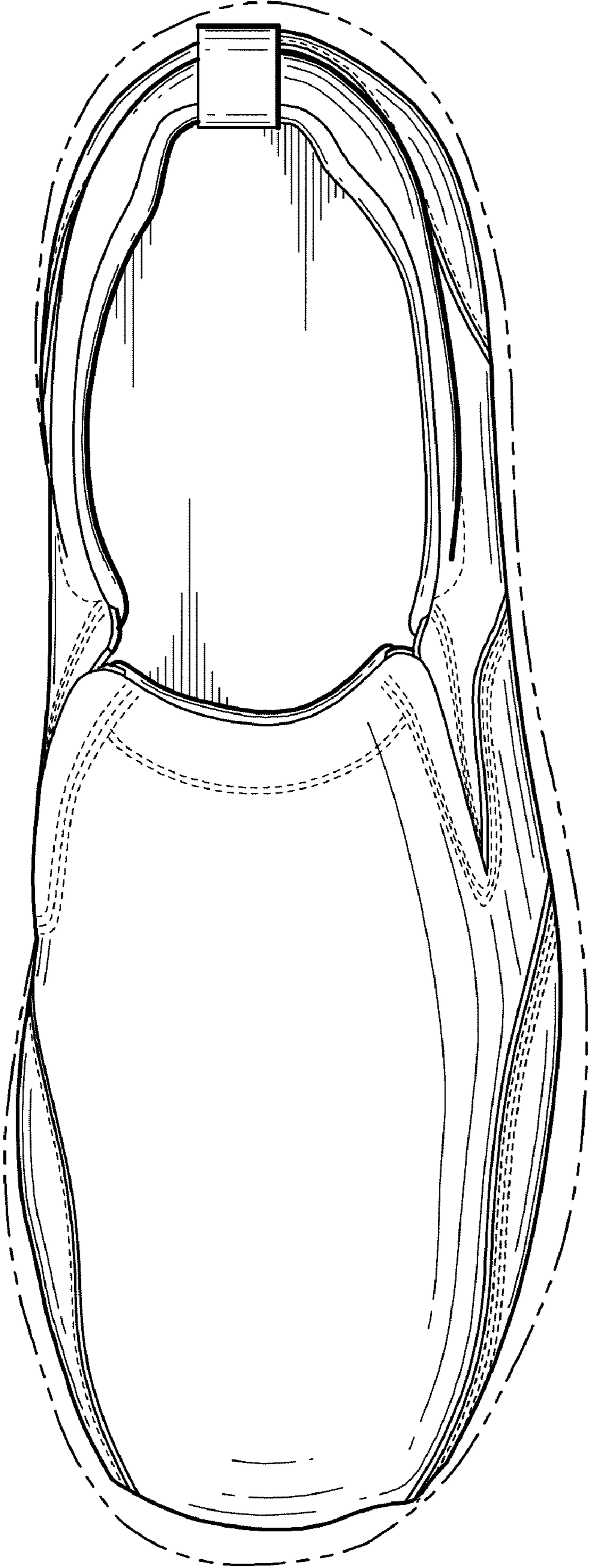
FIG. 7 is a rear view of the shoe upper.

**1 Claim, 6 Drawing Sheets**

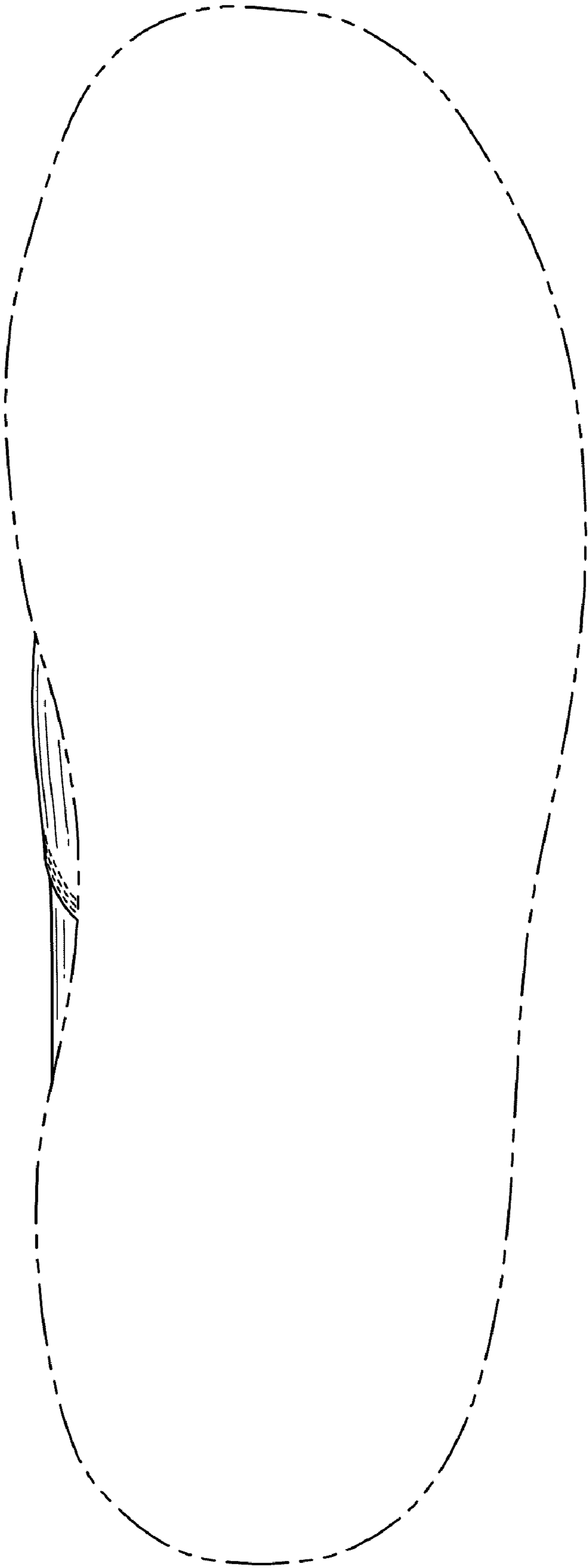




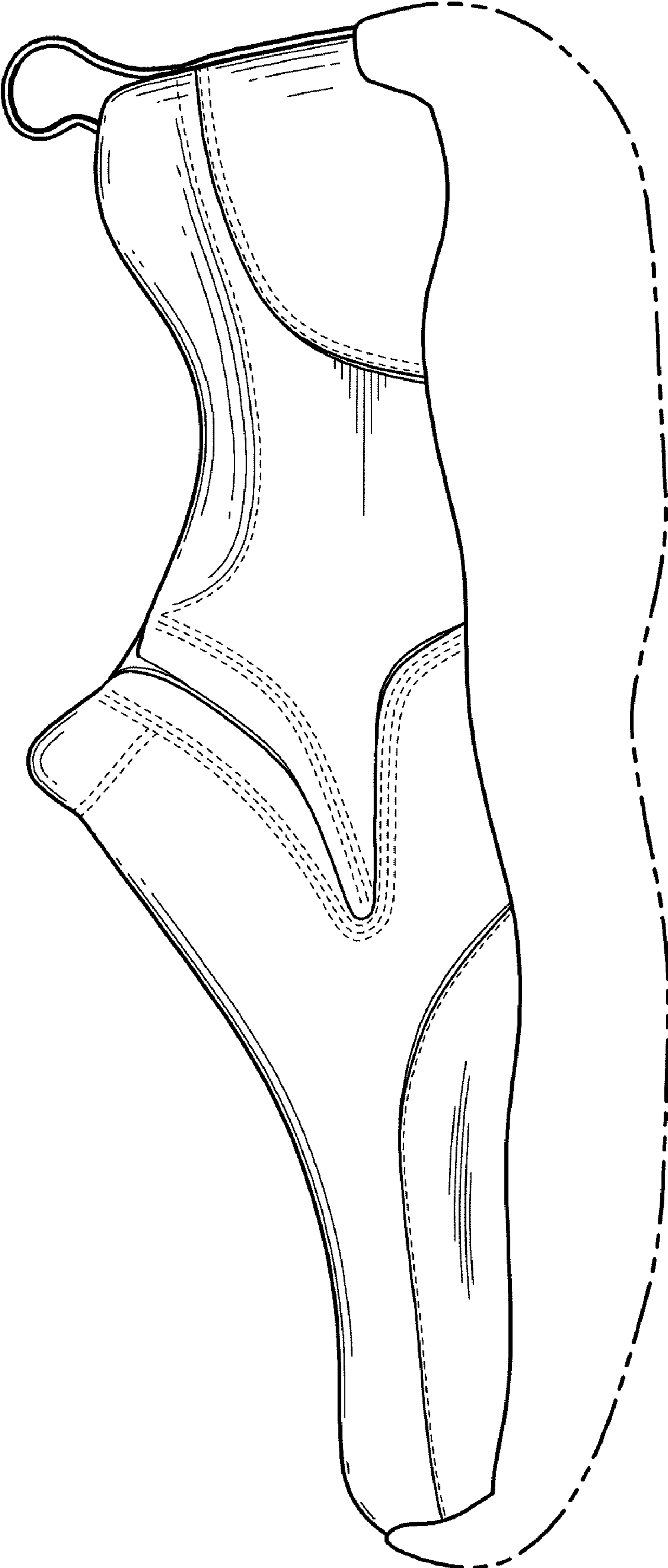
**FIG. 1**



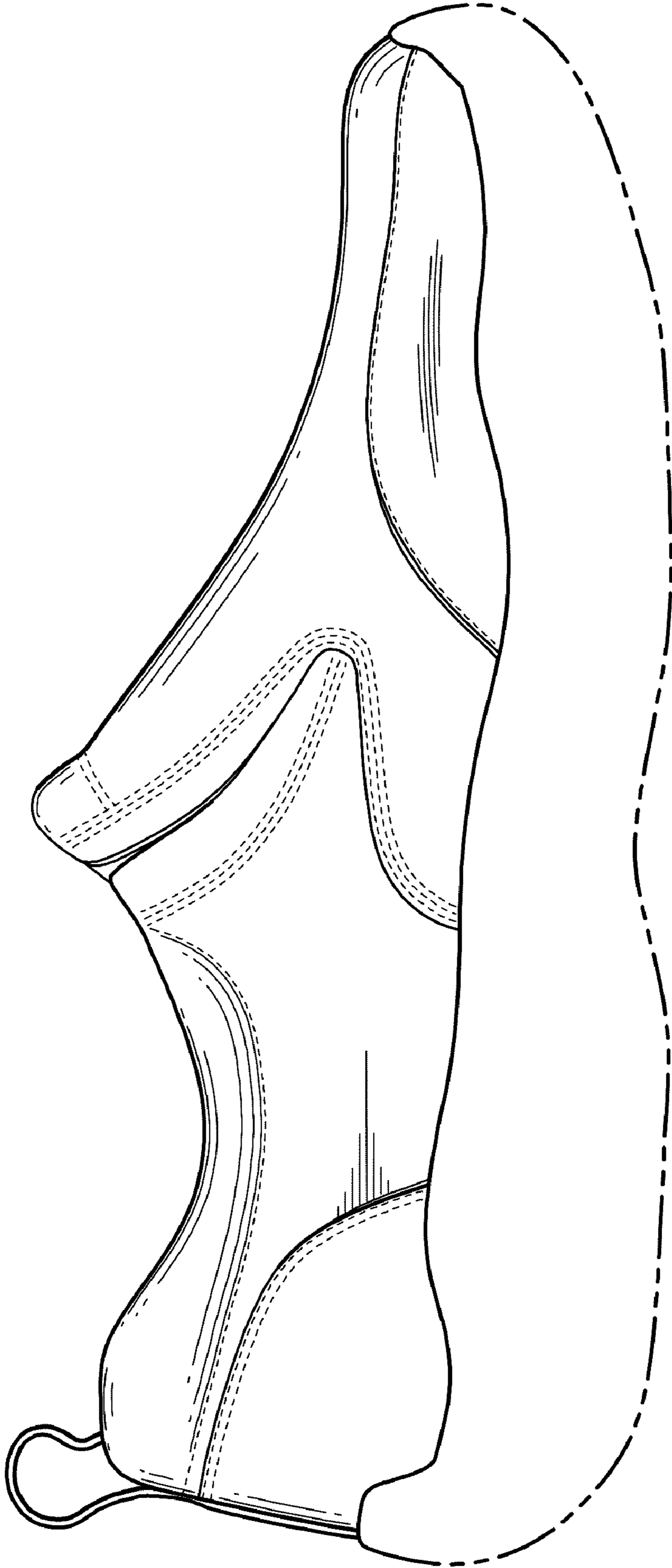
*FIG. 2*



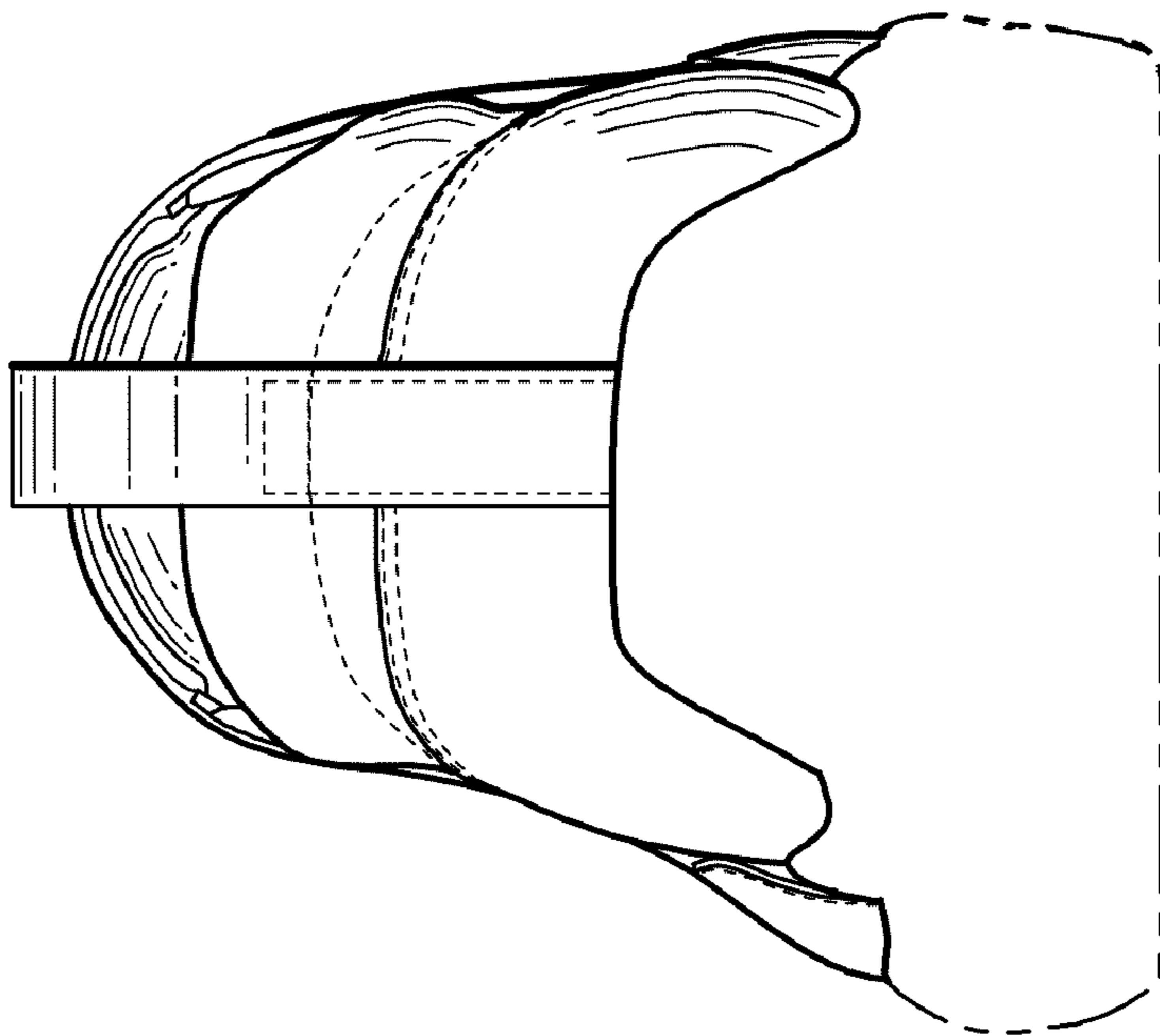
*FIG. 3*



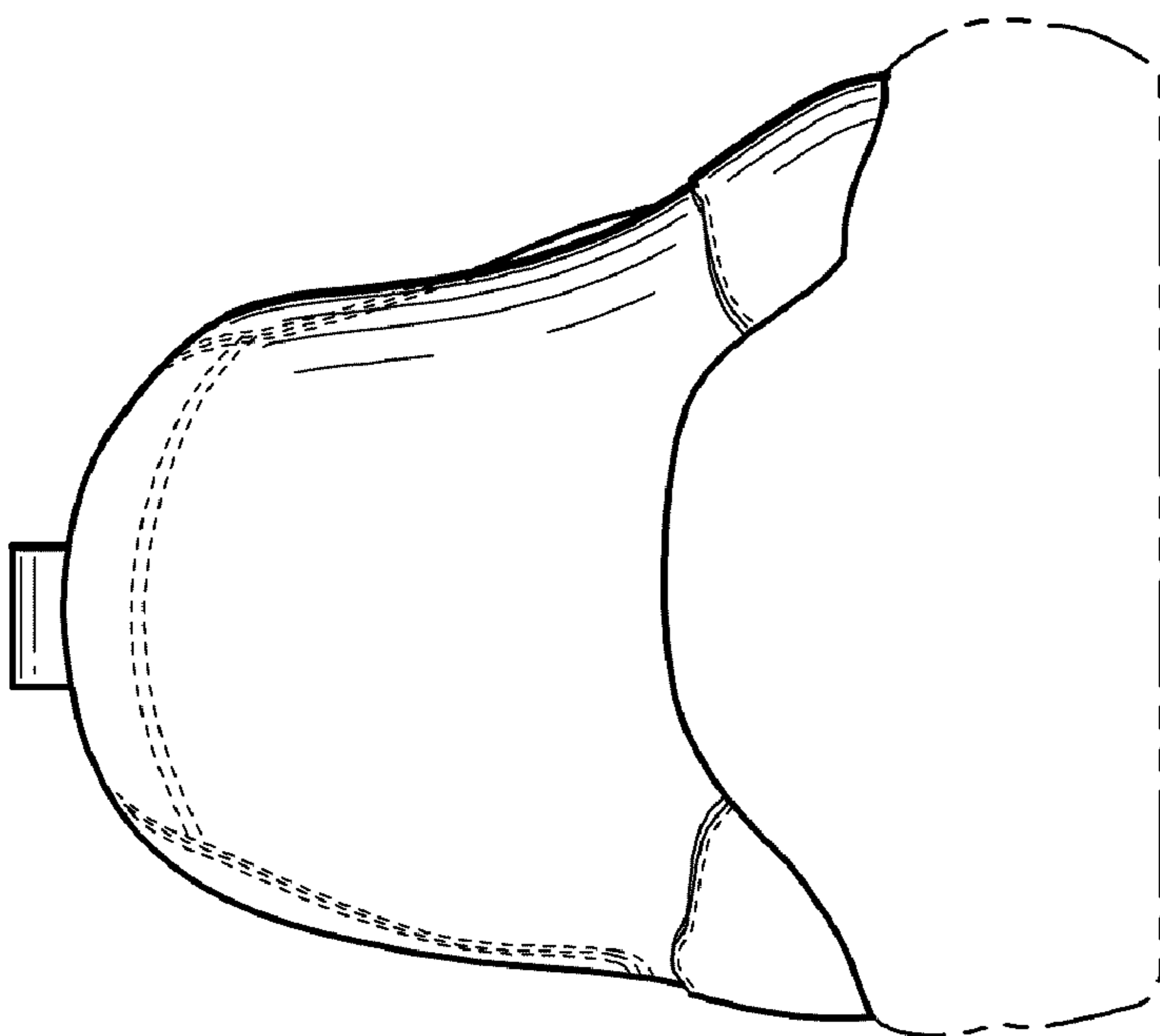
*FIG. 4*



*FIG. 5*



*FIG. 7*



*FIG. 6*