

US00D574129S

(12) **United States Design Patent**
Truelsen

(10) **Patent No.:** **US D574,129 S**

(45) **Date of Patent:** **** Aug. 5, 2008**

(54) **SHOE SOLE**

(75) Inventor: **Ejnar Truelsen**, Tonder (DK)

(73) Assignee: **ECCO sko A/S** (DK)

(**) Term: **14 Years**

(21) Appl. No.: **29/245,466**

(22) Filed: **Dec. 23, 2005**

(51) **LOC (8) Cl.** **02-04**

(52) **U.S. Cl.** **D2/952; D2/953; D2/954;**
D2/960

(58) **Field of Classification Search** D2/897-900,
D2/902, 906, 908, 947, 951-960, 972; D5/6,
D5/16, 24, 66; 36/3 B, 22 R, 24.5, 25 R,
36/28, 32 R, 67 A, 59 C, 103

See application file for complete search history.

(56) **References Cited**

U.S. PATENT DOCUMENTS

1,524,782 A *	2/1925	Clarke	36/59 R
D68,214 S *	9/1925	McDonald	D2/955
D73,143 S *	7/1927	Oakley	D2/955
D201,865 S *	8/1965	Bingham, Jr. et al.	D2/955
D266,372 S *	10/1982	Stubblefield	D2/954
D318,946 S *	8/1991	Granatelli	D2/955
D319,725 S *	9/1991	Claveria	D2/955
D323,422 S *	1/1992	Lucarelli	D2/960
D366,754 S *	2/1996	Valverde	D2/954
D384,196 S *	9/1997	Hatfield	D2/972
D395,942 S *	7/1998	Smith	D2/956
D398,745 S *	9/1998	Cass	D2/954
D400,344 S *	11/1998	Avar	D2/954
D403,144 S *	12/1998	Truelsen	D2/953
D404,898 S *	2/1999	Hudson	D2/953
D413,712 S *	9/1999	Doxey	D2/947
D415,882 S *	11/1999	McDowell	D2/972
6,023,859 A *	2/2000	Burke et al.	36/105
D440,385 S *	4/2001	Matis et al.	D2/953
D440,392 S *	4/2001	Neely	D2/972
D443,131 S *	6/2001	Laberge	D2/972

D451,269 S *	12/2001	Burt	D2/972
D460,607 S *	7/2002	Pollastrelli	D2/954
D461,298 S *	8/2002	Urie et al.	D2/955
D469,949 S *	2/2003	Koo	D2/960
D470,998 S *	3/2003	Adreliunas et al.	D2/953
D471,347 S *	3/2003	Haas et al.	D2/953
D478,714 S *	8/2003	Recchi	D2/954
D492,095 S *	6/2004	Sanchez et al.	D2/896
6,748,675 B2 *	6/2004	Sato	36/30 R
D498,904 S *	11/2004	Lee	D2/953
D502,594 S *	3/2005	Belley et al.	D2/951
D507,695 S *	7/2005	McClaskie	D2/960
D509,648 S *	9/2005	Robbins et al.	D2/955
D512,820 S *	12/2005	Le	D2/956
D516,782 S *	3/2006	Robbins et al.	D2/956
D530,066 S *	10/2006	Earle	D2/954
D532,189 S *	11/2006	Truelsen	D2/956
D539,516 S *	4/2007	McClaskie	D2/955
7,225,564 B1 *	6/2007	Gillespie	36/112
2005/0060914 A1 *	3/2005	Fuerst	36/102
2006/0283043 A1 *	12/2006	Lamstein	36/3 B

* cited by examiner

Primary Examiner—Celia A. Murphy

(74) *Attorney, Agent, or Firm*—St. Onge Steward Johnston & Reens LLC

(57) **CLAIM**

I claim the ornamental design for a shoe sole, as shown and described in the drawings.

DESCRIPTION

FIG. 1 is a right side, front and top perspective view of a shoe sole in accordance with the new design;

FIG. 2 is a left side and top perspective view thereof;

FIG. 3 is a right side and top perspective view thereof;


FIG. 4 is a front and top perspective view thereof;

FIG. 5 is a rear and top perspective view thereof;

FIG. 6 is a top plan view thereof; and,

FIG. 7 is a bottom plan view thereof.

1 Claim, 7 Drawing Sheets



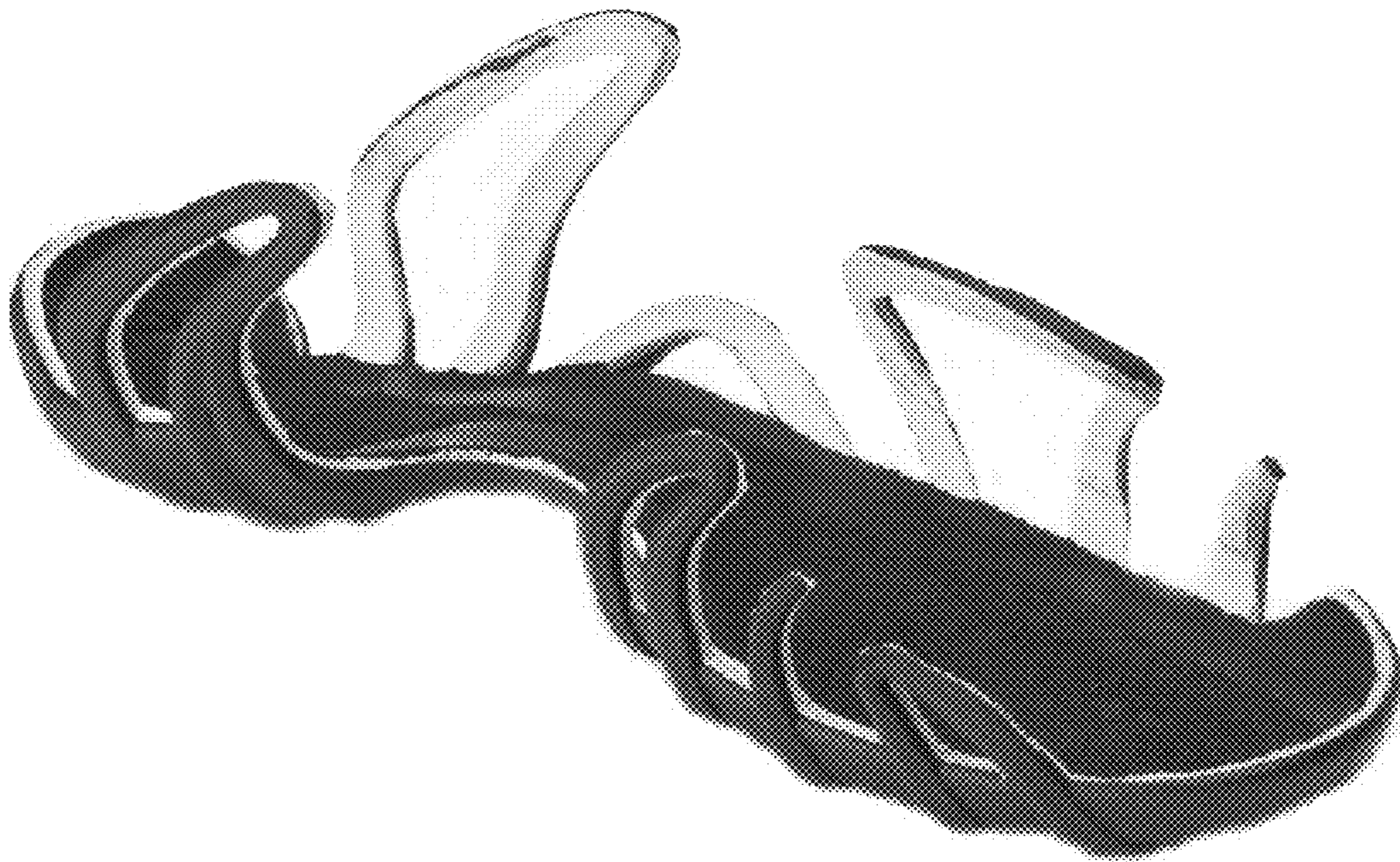


FIG. 1




FIG. 2

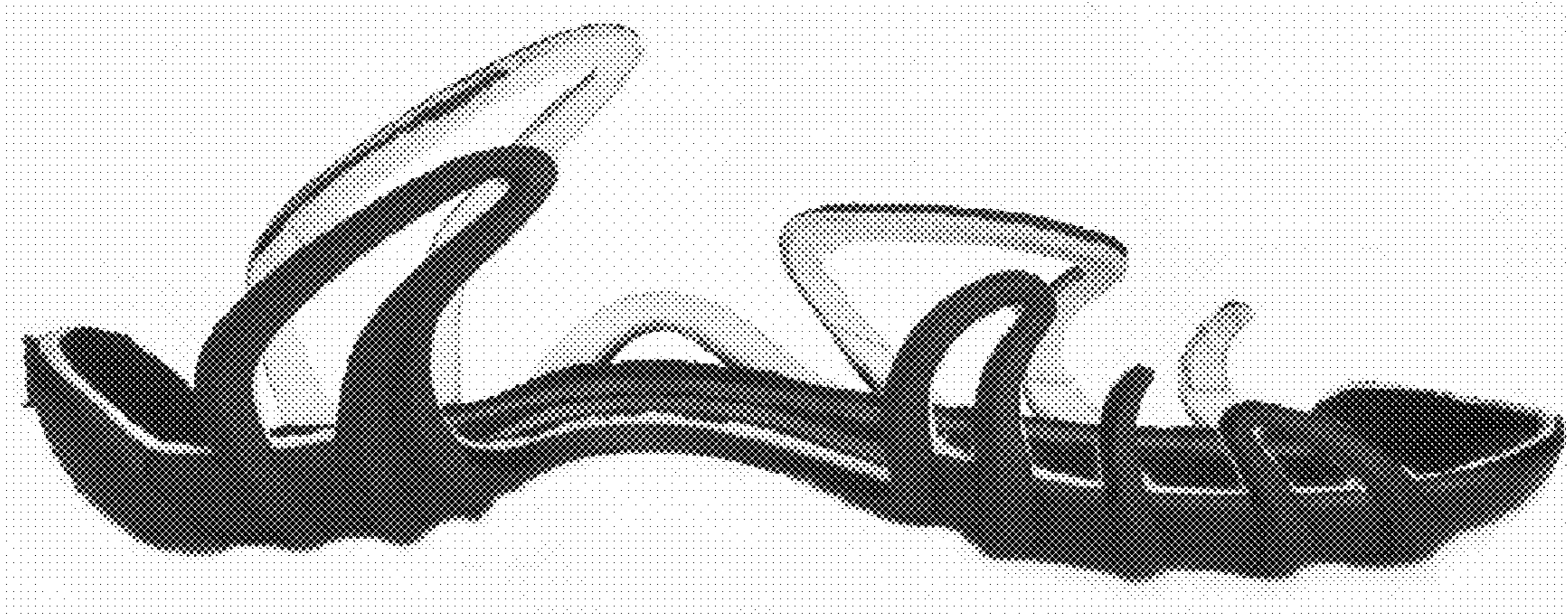


FIG. 3



FIG. 4



FIG. 5

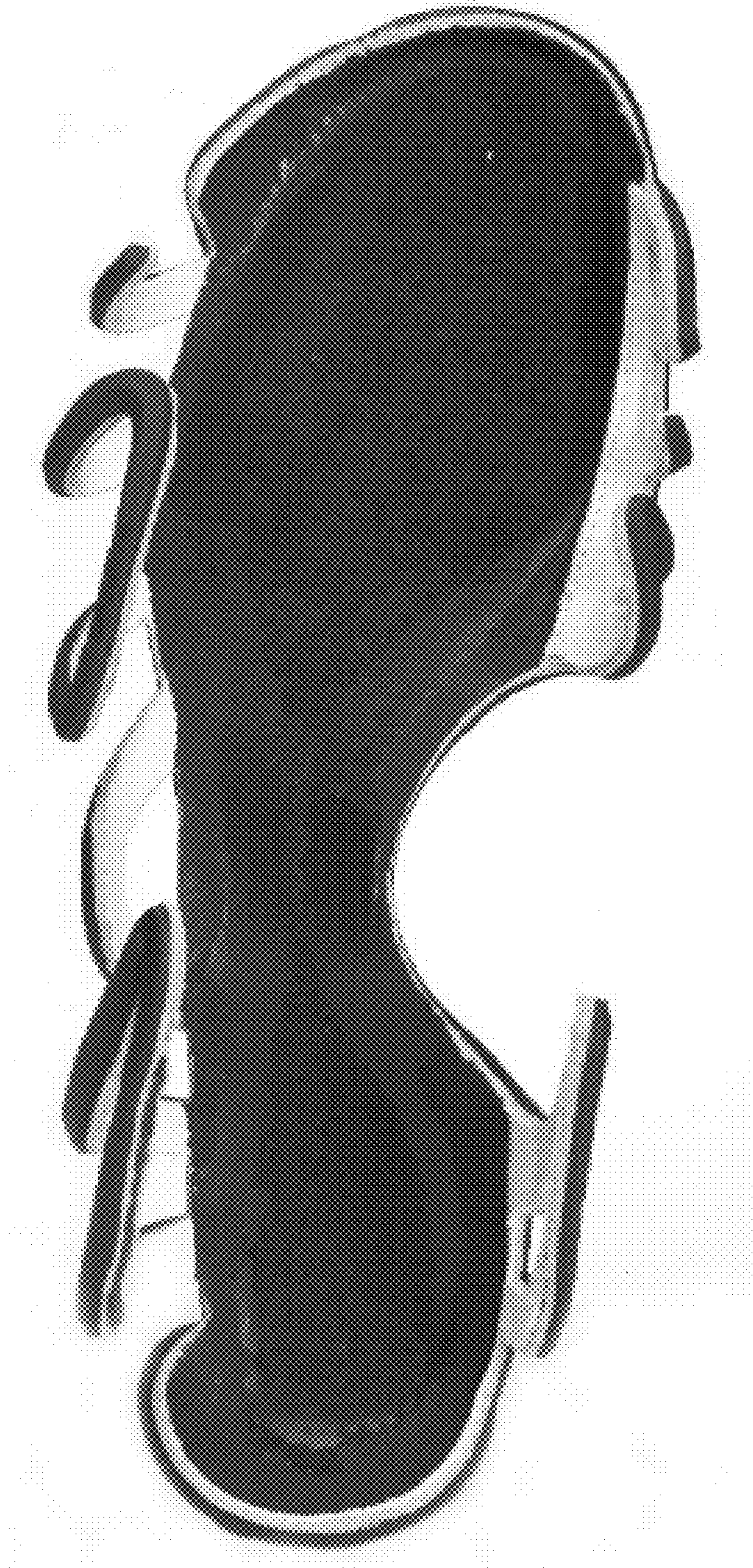


FIG. 6



FIG. 7