



US00D574122S

(12) **United States Design Patent**  
**Nudo**

(10) **Patent No.:** **US D574,122 S**  
(45) **Date of Patent:** **\*\* Jul. 29, 2008**

- (54) **EDGE PROTECTOR FOR CARGO**
- (76) Inventor: **Tim Nudo**, 4512 Black Wolf Rd.,  
Springfield, IL (US) 62711
- (\*\*) Term: **14 Years**
- (21) Appl. No.: **29/206,145**
- (22) Filed: **May 27, 2004**
- (51) **LOC (8) Cl.** ..... **12-05**
- (52) **U.S. Cl.** ..... **D34/35; D34/28**
- (58) **Field of Classification Search** ..... D34/35,  
D34/28, 38; 280/842, 845; 410/77, 79, 87,  
410/120, 156  
See application file for complete search history.

- D323,730 S \* 2/1992 Burney ..... D34/28
- 5,984,360 A \* 11/1999 Edwards et al. .... 280/845
- D437,810 S \* 2/2001 Runfola ..... D12/167

\* cited by examiner

*Primary Examiner*—Prabhakar Deshmukh  
*Assistant Examiner*—Derrick Holland

(57) **CLAIM**

The ornamental design for an edge protector for cargo, as shown and described.

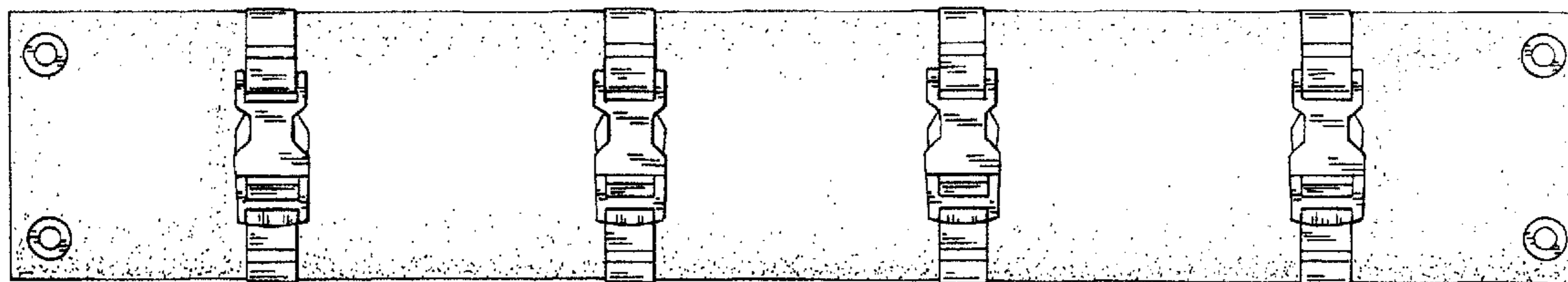
**DESCRIPTION**

- FIG. 1 is a top plan view.
- FIG. 2 is a front elevational view.
- FIG. 3 is a bottom plan view.
- FIG. 4 is a left side elevational view.
- FIG. 5 is a right side elevational view; and,
- FIG. 6 is a rear elevational view.

(56) **References Cited**  
U.S. PATENT DOCUMENTS

- 1,638,612 A \* 8/1927 Baus ..... 410/120
- 4,332,052 A \* 6/1982 Remington ..... 16/30

**1 Claim, 3 Drawing Sheets**



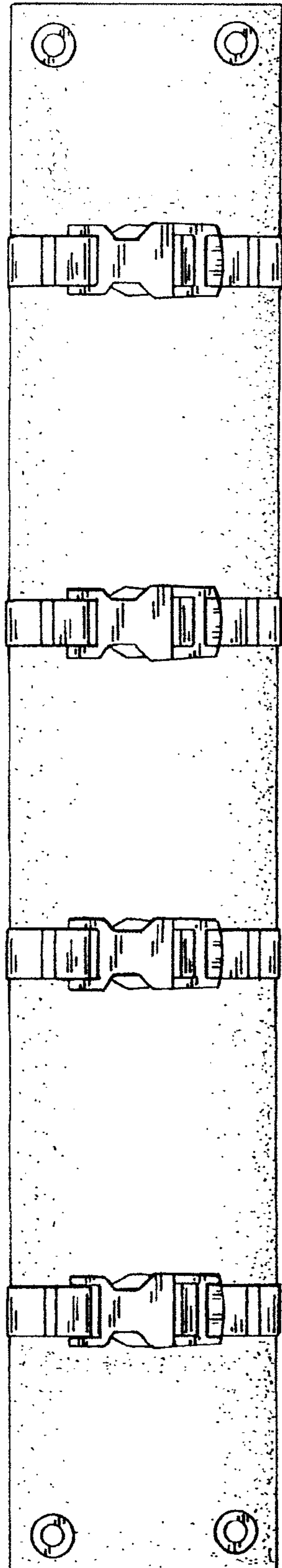


FIG. 1




FIG. 2




FIG. 3

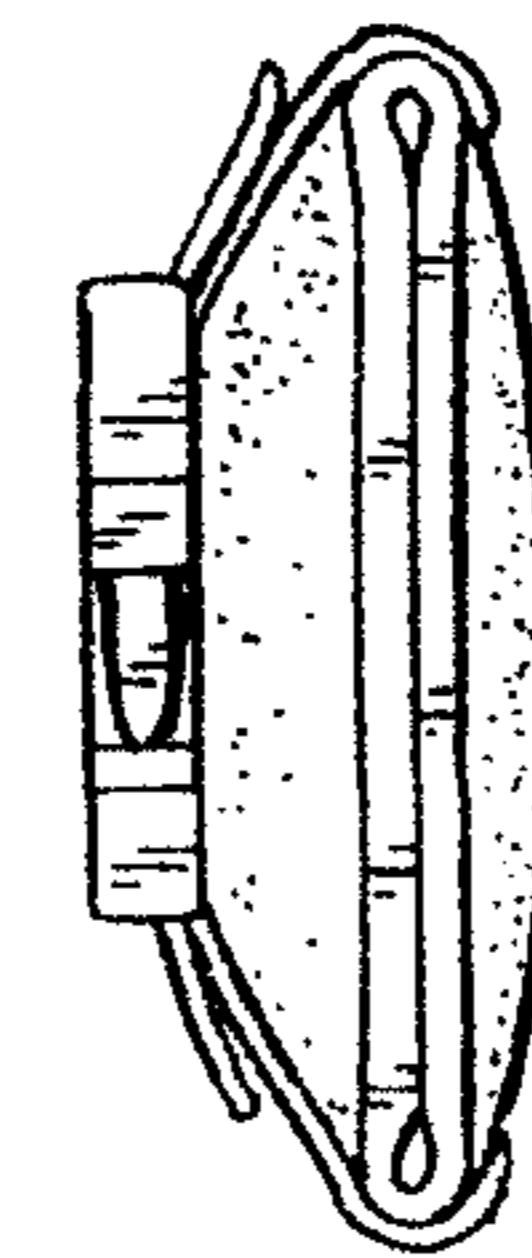


FIG. 4

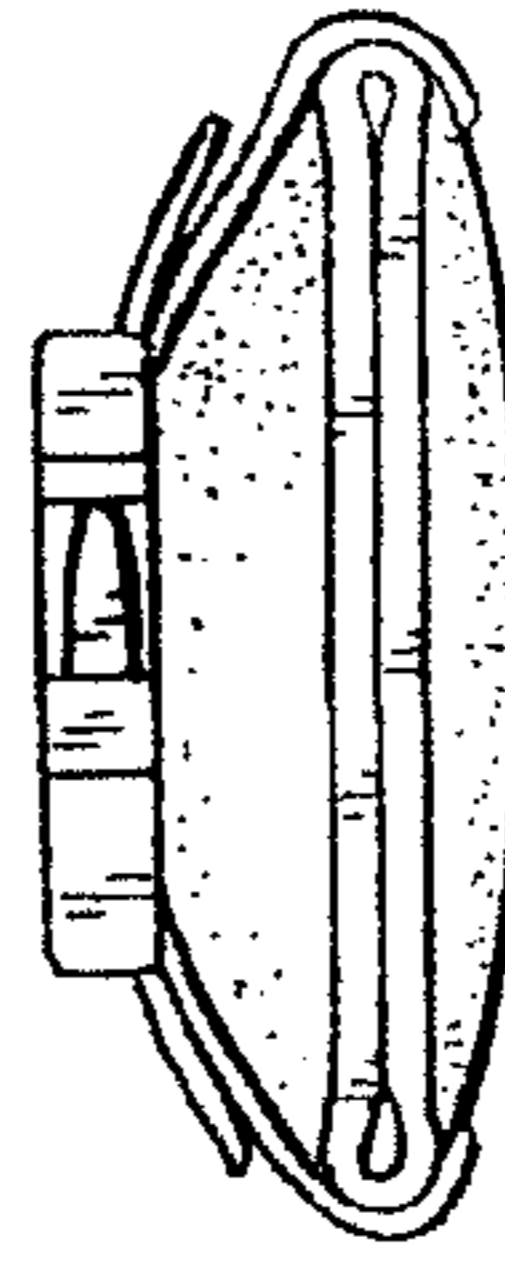


FIG. 5

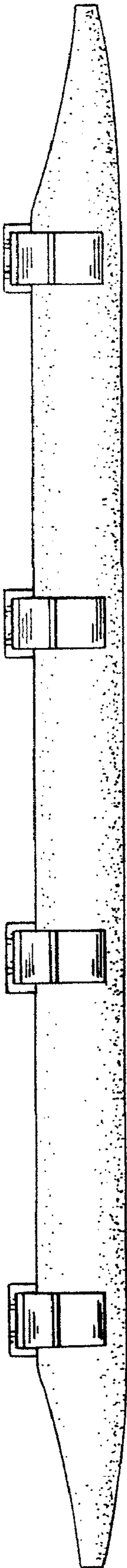


FIG. 6