



US00D574112S

(12) **United States Design Patent**  
**Park**

(10) **Patent No.:** **US D574,112 S**

(45) **Date of Patent:** **\*\* Jul. 29, 2008**

(54) **NAIL BUFFER**

(75) Inventor: **Il-Yong Park**, Seoul (KR)

(73) Assignee: **Shinwoonion Co., Ltd.**, Guro-Gu, Seoul (KR)

(\*\*) Term: **14 Years**

(21) Appl. No.: **29/283,503**

(22) Filed: **Aug. 16, 2007**

(30) **Foreign Application Priority Data**

May 23, 2007 (EM) ..... 000727573-0010

(51) **LOC (8) Cl.** ..... **28-03**

(52) **U.S. Cl.** ..... **D28/59**

(58) **Field of Classification Search** ..... 132/73,  
132/73.5, 75.3, 75.4, 75.6, 76.4, 76.2; D28/56-59;  
D24/146, 147, 149

See application file for complete search history.

(56) **References Cited**

**U.S. PATENT DOCUMENTS**

D435,318 S \* 12/2000 Rieser ..... D28/59

D544,149 S \* 6/2007 Park ..... D28/59

D561,396 S \* 2/2008 Park ..... D28/59

\* cited by examiner

*Primary Examiner*—Jennifer Rivard

(74) *Attorney, Agent, or Firm*—Gottlieb, Rackman & Reisman, P.C.

(57) **CLAIM**

The ornamental design for a nail buffer, as shown and described.

**DESCRIPTION**

FIG. 1 is a perspective elevation view of the nail buffer showing my new design;

FIG. 2 is a front elevation view thereof;

FIG. 3 is a rear elevation view thereof;

FIG. 4 is a top plan view thereof;

FIG. 5 is a bottom plan view thereof;

FIG. 6 is a left side view thereof;

FIG. 7 is a right side view thereof;

FIG. 8 is a perspective view of the nail buffer in a closed position; and,

FIG. 9 is a perspective view of the nail buffer in an opened position.

**1 Claim, 3 Drawing Sheets**

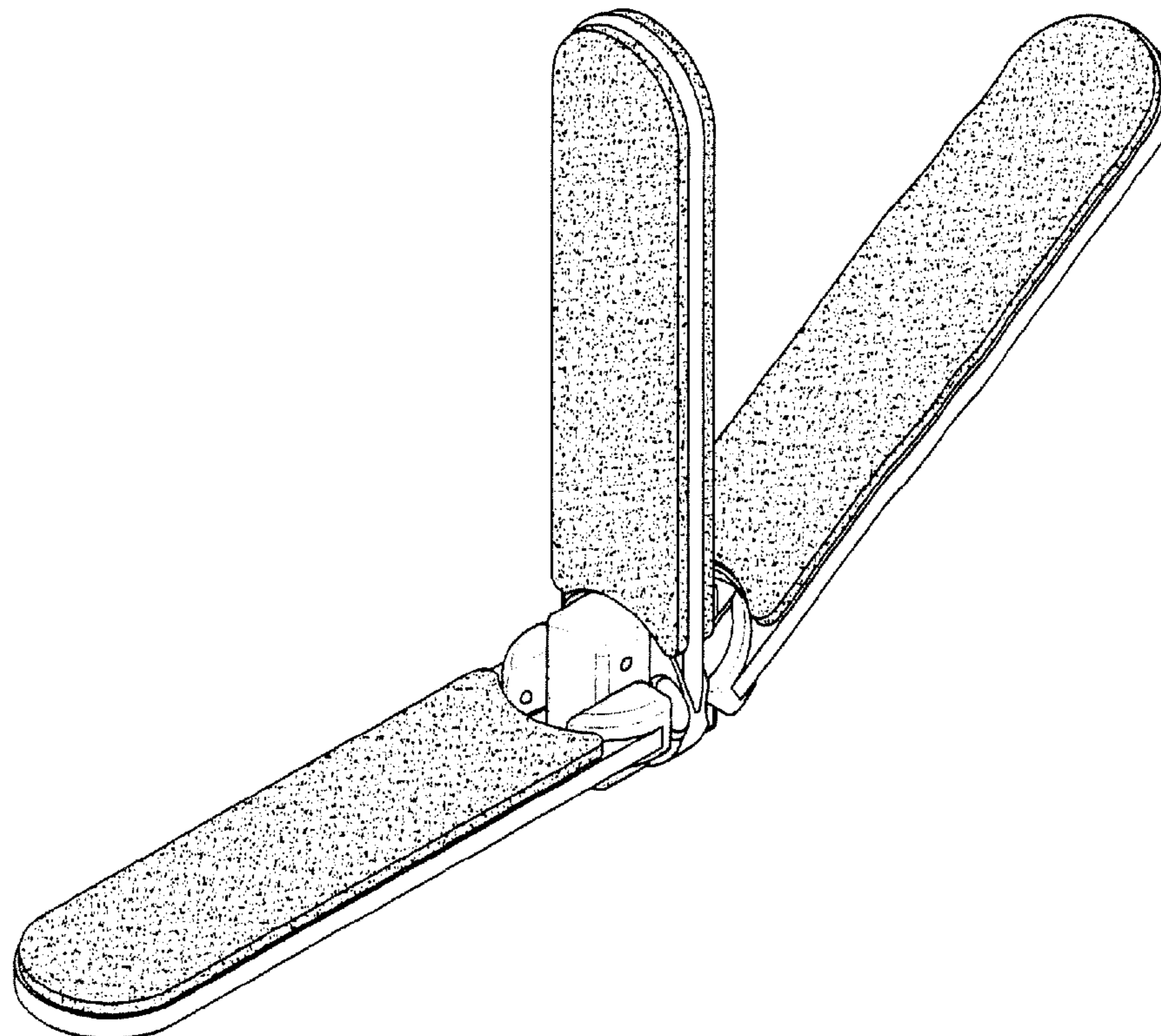
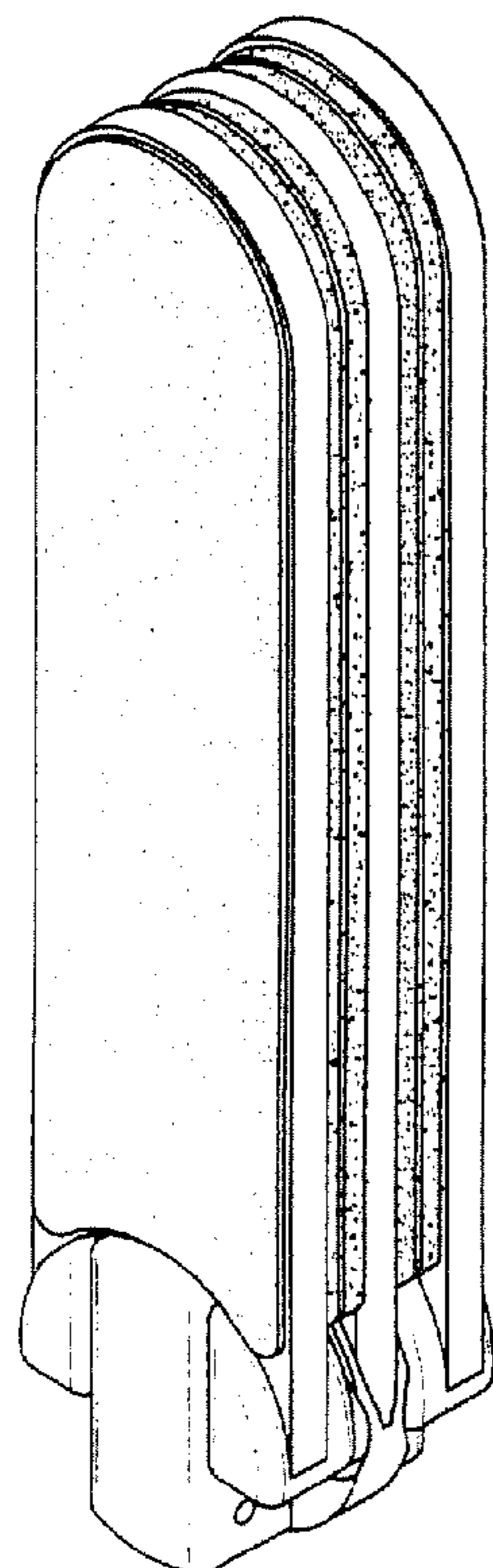


FIG. 1

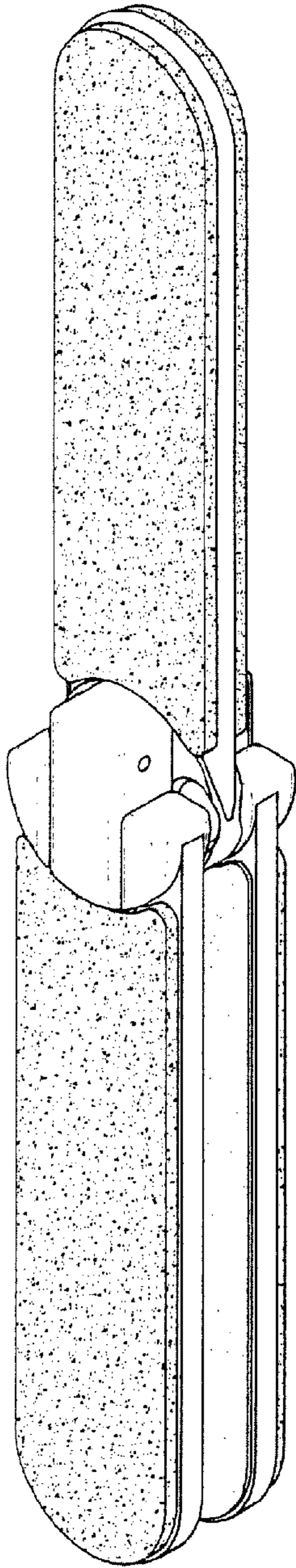


FIG. 2

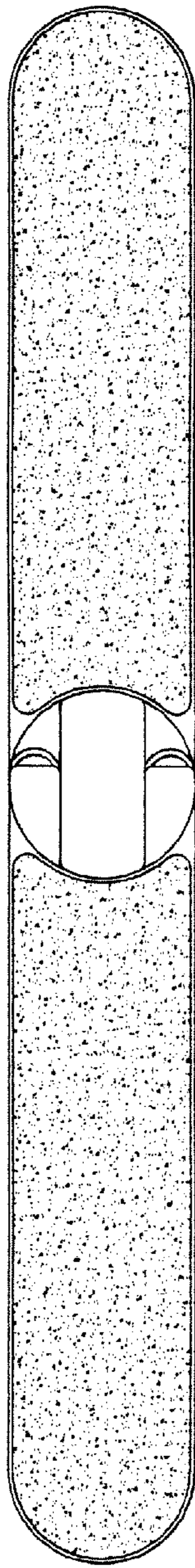


FIG. 3

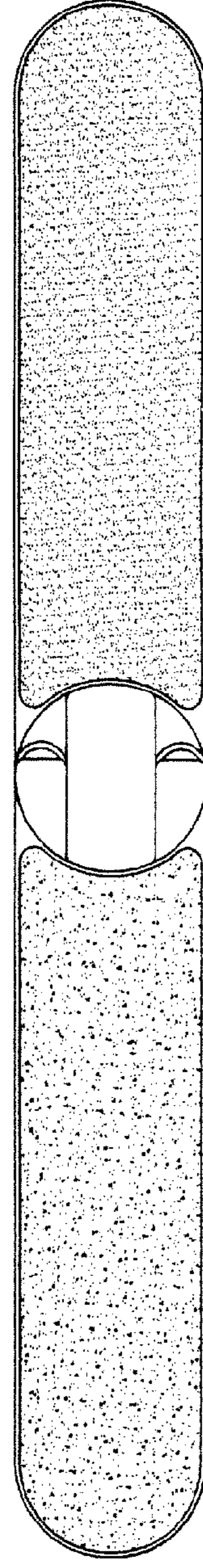


FIG. 4

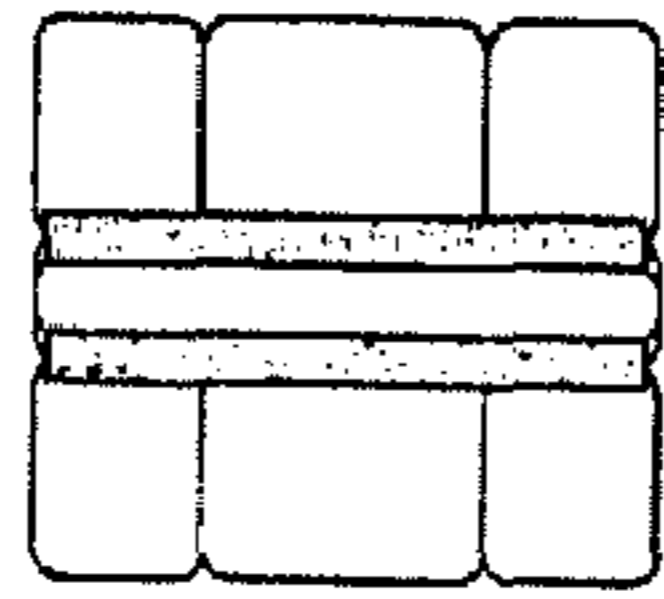


FIG. 5

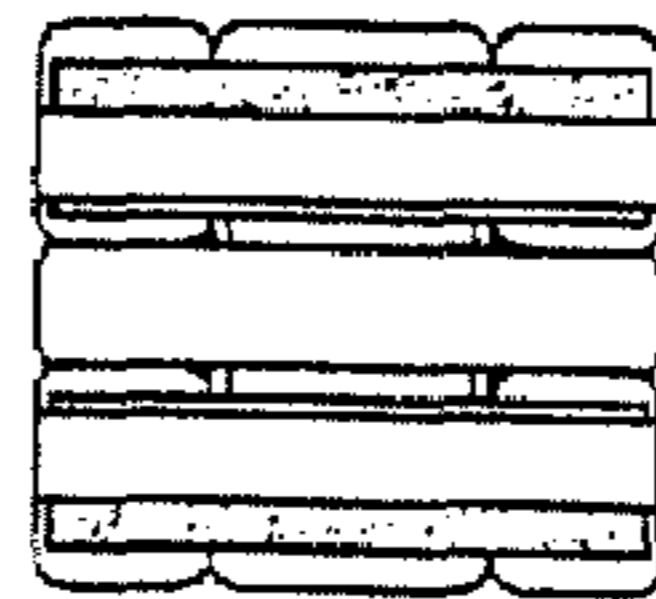


FIG. 6

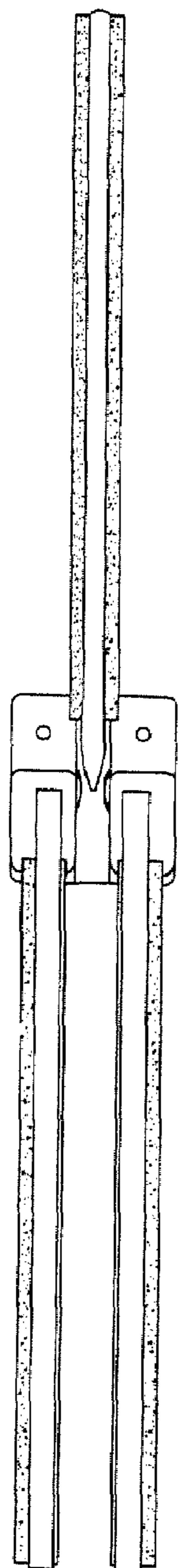


FIG. 7

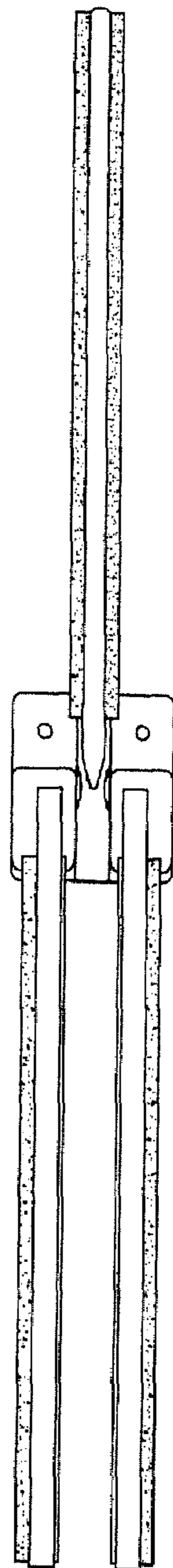




FIG. 8

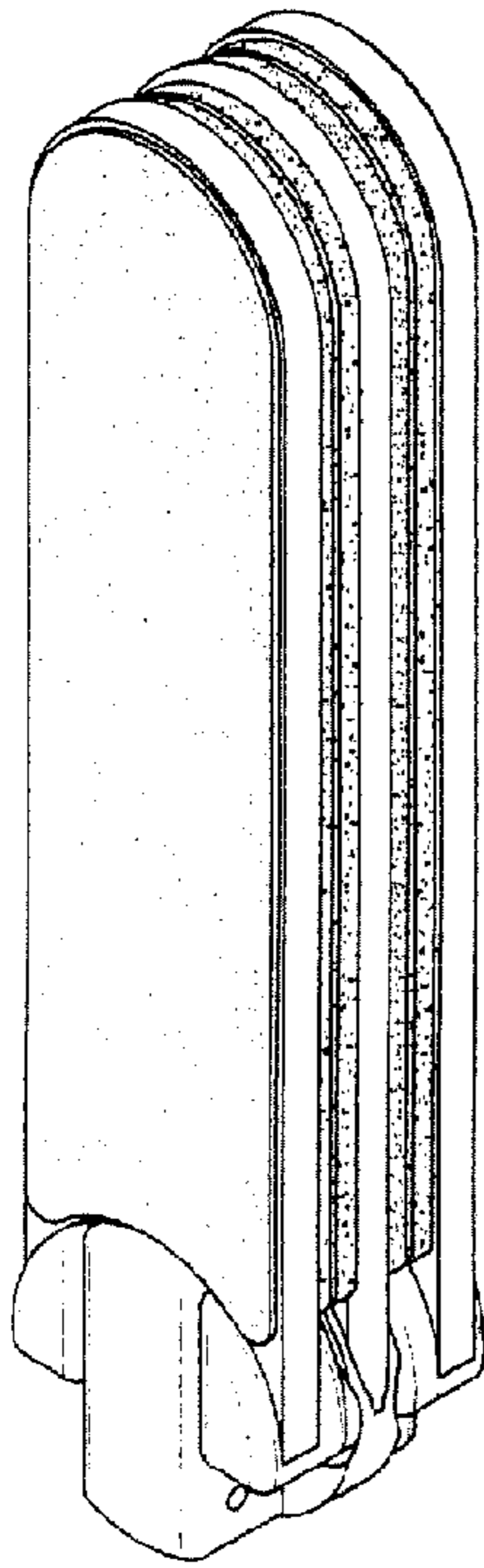


FIG. 9

